


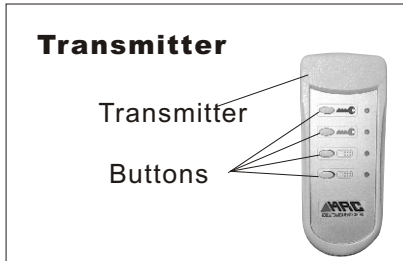
SMARTKEY FINDER INSTRUCTION

Transmitter TM-1305T9


Receiver MFD-1004

INTRODUCTION

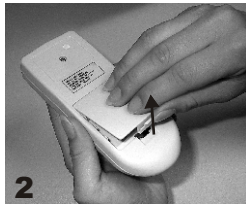
The product is ideal finder to detect some forgettable article. When pressing one button on the transmitter, the correspondence receiver which has different color will send out beep sound, and locate the article you are seeking.



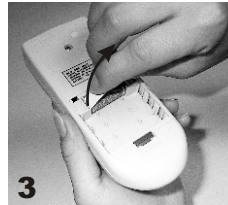
OPERATION



1. Attach receiver to forgettable article



2. Open the cover of transmitter




3. Remove insulating tab for battery



4. Press any button on transmitter, accordance receiver send out beep sound

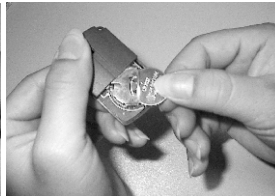
TO REPLACE BATTERY



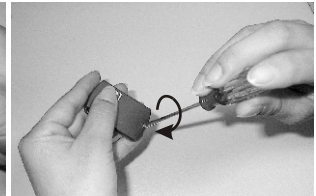
1. Open the cover of the battery with screwdriver.



2. Slide out of the battery cover



3. Insert one 3V battery



4. Close battery cover, tighten it with screwdriver.

SPECIFICATION:

Frequency: 434MHz

Battery: 12V(A23) for transmitter
3V(3023) for receiver.

FCC ID : JA7TM-1 305T9



NOTE: The changes or modifications not expressly approved by the party responsible for compliance could void the user's authority to operate the equipment. To comply with the FCC RF exposure compliance requirements, this device and its antenna must not be co-located or operating to conjunction with any other antenna or transmitter.