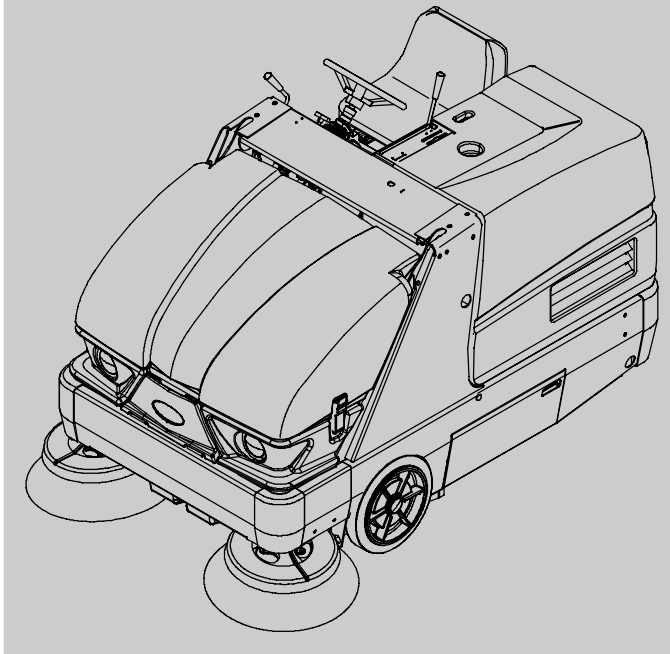
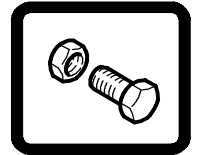




S20

(Battery)

Sweeper Parts Manual



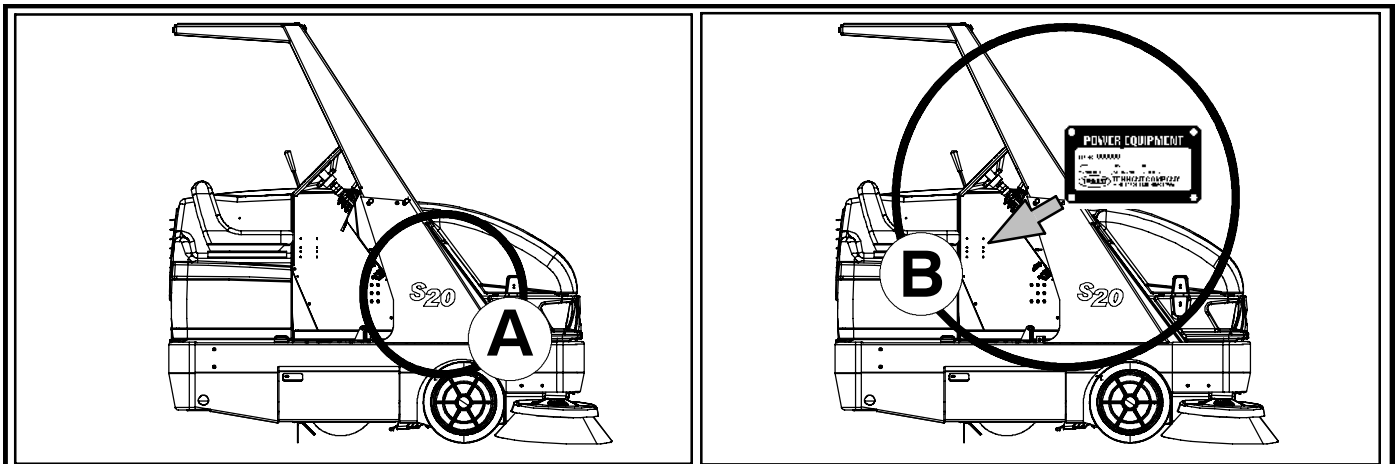
SweepMax™ System
ShakeMax™ 360
TennantTrue™ Parts and Supplies

North America / International

www.tennantco.com

9006708
Rev. 03 (08-2011)





Ref	Part No.	Serial Number	Description	Qty.
1	82681	(000000-)	Bracket Wldt, Lpg Mount	1
2	63810	(000000-)	Latch Assy, Lpg Tank Mtg, W/Nut	4
3	51839	(000000-)	Nut Adjustable, Lpg Tank Mtg	2
4	49263	(000000-)	Tie, Cable	3
5	82556	(000000-001039)	Bracket, Vaporizer	1
6	54930	(000000-)	Vaporizer, LPG	1

HOW TO ORDER PARTS - See diagram above

Only use TENNANT Company supplied or equivalent parts. Parts and supplies may be ordered online, by phone, by fax or by mail.

Follow the steps below to ensure prompt delivery.

1. **(A)** Identify the machine model.
2. **(B)** Identify the machine serial number from the data plate.
3. **(C)** Ensure the proper serial number is used from the parts list.
4. Identify the part number and quantity. Do not order by page or reference numbers.
5. Provide your name, company name, customer ID number, billing and shipping address, phone number and purchase order number.
6. Provide detail shipping instructions.

(D) ▽ - Identifies an assembly
 ▲ - Identifies parts included in assembly

EN

Please fill out at time of installation for future reference.

Model No. - _____

Serial No. - _____

Machine Options - _____

Sales Rep. - _____

Sales Rep. phone no. - _____

Customer ID Number - _____

Installation Date - _____

Tennant Company
 PO Box 1452
 Minneapolis, MN 55440
 Phone: (800) 553-8033 or (763) 513-2850
 www.tennantco.com

Thermo-Sentry, Perma-Filter, InstantAccess, Lower total Cost of Ownership, and Duramer are US registered and unregistered trademarks of Tennant Company.

Specifications and parts are subject to change without notice.

Original instructions, Copyright © 2009, 2010, 2011 TENNANT Company, Printed in U.S.A.

CN	<p>如何订购部件 - 参见下表</p> <p>仅使用 TENNANT 公司提供的或同等部件。部件和供应可以在线订购，通过电话、传真或邮件订购。</p> <p>请遵循下面的步骤确保及时交付。</p> <ol style="list-style-type: none"> 1. (A) 确定机器型号。 2. (B) 从数据标签确定机器序列号。 3. (C) 确保使用部件列表中的正确序列号。 4. 确定部件号和数量。 不要按页面或参考编号订购。 5. 提供您的姓名、公司名称、客户 ID 号、付款和送货地址、 电话号码和采购单编号。 6. 提供详细的送货说明。 <hr/> <p>(D) ▽ - 确定组件 ▲ - 确定组件中包含的组件</p>	<p>请在安装时填写供未来参考。</p> <p>型号 - _____</p> <p>序列号 - _____</p> <p>机器规格 - _____</p> <p>销售代表 _____</p> <p>销售代表电话号码 _____</p> <p>客户 ID 编号 _____</p> <p>安装日期 - _____</p>
-----------	---------------------------------------------------------------------------------------------------------------------------------------------------------------------------------------------------------------------------------------------------------------------------------------------------------------------------------------------------------------------------------------------------------------------------------------------	------------------------------------------------------------------------------------------------------------------------------------------------------------------------

ES	<p>CÓMO SOLICITAR PIEZAS - Consulte el diagrama anterior.</p> <p>Utilice sólo las piezas suministradas por TENNANT Company o piezas equivalentes. Puede solicitar las piezas a través de internet, por teléfono, por fax o por correo.</p> <p>Siga los siguientes pasos para que la entrega sea rápida.</p> <ol style="list-style-type: none"> 1. (A) Indique el modelo de máquina. 2. (B) Indique el número de serie de la etiqueta de datos. 3. (C) Asegúrese de que indica el número de serie correcto de la lista de piezas. 4. Indique la cantidad y el número de la pieza. No realice el pedido indicando el número de página o el de referencia. 5. Incluya su nombre, el nombre de la empresa, el ID de cliente, las direcciones de envío y facturación, el número de teléfono y el número del pedido de compra. 6. Facilite instrucciones de envío. <hr/> <p>(D) ▽ - identifica un conjunto ▲ - identifica piezas de un conjunto</p>	<p>Rellene estos datos cuando realice la instalación para utilizarlos como referencia en el futuro.</p> <p>Nº modelo - _____</p> <p>Nº serie - _____</p> <p>Opciones de la máquina - _____</p> <p>Vendedor - _____</p> <p>Nº teléfono vendedor - _____</p> <p>Nº cliente - _____</p> <p>Fecha de instalación - _____</p>
-----------	----------------------------------------------------------------------------------------------------------------------------------------------------------------------------------------------------------------------------------------------------------------------------------------------------------------------------------------------------------------------------------------------------------------------------------------------------------------------------------------------------------------------------------------------------------------------------------------------------------------------------------------------------------------------------------------------------------------------------------------------------------------------------------------------------------------------------------------------------------------------------------------------------------------------------------------------------------------------------------------------------------------------------------------------------------	---------------------------------------------------------------------------------------------------------------------------------------------------------------------------------------------------------------------------------------------------------------------------------------------------------------------------------

FR	<p>COMMENT COMMANDER DES PIÈCES DÉTACHÉES - Voir le schéma ci-dessus.</p> <p>Utilisez uniquement des pièces fournies par la société TENNANT ou équivalentes. Les pièces et fournitures peuvent être commandées en ligne, par téléphone, fax, ou par courrier.</p> <p>Suivez les étapes ci-dessous pour assurer une livraison rapide.</p> <ol style="list-style-type: none"> 1. (A) Identifiez le modèle de la machine. 2. (B) Identifiez le numéro de série de la machine, à partir de l'étiquette signalétique. 3. (C) Assurez-vous que le numéro de série correct est utilisé à partir de la liste de pièces détachées. 4. Identifiez le numéro de pièce et la quantité. Ne commandez pas par page ou numéros de référence. 5. Fournissez votre nom, le nom de votre société, votre numéro d'identification de client, l'adresse de facturation et d'expédition, le numéro de téléphone et le numéro du bon de commande. 6. Fournissez des instructions d'expédition détaillées. <hr/> <p>(D) ▽ - identifie un assemblage ▲ - identifie les pièces composant l'assemblage</p>	<p>A remplir au moment de l'installation à titre de référence.</p> <p>Nº du modèle - _____</p> <p>Nº de série - _____</p> <p>Options de la machine - _____</p> <p>Agent commercial - _____</p> <p>Nº tél. de l'agent commercial - _____</p> <p>Numéro d'identification client - _____</p> <p>Date d'installation - _____</p>
-----------	------------------------------------------------------------------------------------------------------------------------------------------------------------------------------------------------------------------------------------------------------------------------------------------------------------------------------------------------------------------------------------------------------------------------------------------------------------------------------------------------------------------------------------------------------------------------------------------------------------------------------------------------------------------------------------------------------------------------------------------------------------------------------------------------------------------------------------------------------------------------------------------------------------------------------------------------------------------------------------------------------------------------------------------------------------------------------------------------------------------------------------------------------------------------------------	-------------------------------------------------------------------------------------------------------------------------------------------------------------------------------------------------------------------------------------------------------------------------------------------------------------------------------------

JP	<p>パーツの発注方法 ? 上記の図を参照してください</p> <p>TENNANT社製のパーツまたは同等品のみをお使いください。 パーツやサプライ品のご注文は、オンライン、電話、FAX、または手紙でお願いいたします。 確実にお届けできるように、以下の情報お知らせください。</p> <ol style="list-style-type: none"> 1. (A) 製品のモデル名をお知らせください。 2. (B) 製品のデータラベルに印刷されているシリアル番号 をお知らせください。 3. (G) パーツリストを参照して、シリアル番号が正しいかご確認 ください。 4. パーツ番号と数量をお知らせください。マニュアル/カタログの ページ番号や参照番号でのご注文はご遠慮ください。 5. お客様のお名前、会社名、顧客ID番号、請求/発送先住所、 電話番号、注文書番号をお知らせください。 6. 発送に関するご希望があれば、明記してください。 <hr/> <p>(D) ▽ - アセンブリを示します ▲ - アセンブリに含まれるパーツを示します</p>	<p>後日確認できるように、設置時に記入してください。</p> <p>モデルNo. _____</p> <p>シリアルNo. _____</p> <p>製品のオプション _____</p> <p>販売代理店 - _____</p> <p>販売代理店の電話番号 _____</p> <p>顧客ID番号 - _____</p> <p>設置日 _____</p>
-----------	-------------------------------------------------------------------------------------------------------------------------------------------------------------------------------------------------------------------------------------------------------------------------------------------------------------------------------------------------------------------------------------------------------------------------------------------------------------------------------------------------------------------------------------------------------------------------------------------------------------------------	-------------------------------------------------------------------------------------------------------------------------------------------------------------------------------------------

GENERAL RECOMMENDED MAINTENANCE

E

General Recommended Maintenance Items

Ref.	Part No.	Serial Number	Description	Qty.
▽	9006388	(000000-) Maint Kit, 400hr [S20 Ele]	1
▲	360686	(000000-) Belt, V, 33.5l [3v]	1
▲	03670	(000000-) Belt, V, 54.0l [3v]	1
▲	1059569	(001249-) Belt, V, 31.5l [3v]	1
	360320	(000000-001248) Belt, V, 31.5l [3v]	1
▽	9006392	(000000-) Maint Kit, 800Hr [S20 Ele]	1
▲	360686	(000000-) Belt, V, 33.5l [3v]	1
▲	03670	(000000-) Belt, V, 54.0l [3v]	1
▲	1059569	(001249-) Belt, V, 31.5l [3v]	1
▲	65221	(000000-) Element, Fltr, Oil, Spin-On	1
▲	9006534	(000000-) Cap, Breather, Hyd	1
▲	361023	(000000-) Strainer, Hyd, 010gpm 100mesh	1
▲	1057707	(000000-) Oil, Hyd [El, Iso 32, 01Gal]	4
▲	1045900	(000000-) Filter, Cyl, 11.09d, 13.31l, 6.724 ld	1
▲	1044356	(000000-) Gasket, Cover	1
▲	360134	(000000-) Seal	1
▲	360136	(000000-) Flap, Recirculation	1
▲	360761	(000000-) Seal	1
▲	360784	(000000-) Seal	1
▲	1047575	(000000-) Skirt, Neo, .12 2ply, Dust-Cntrl	1
▲	360603	(000000-) Seal, Rbr, .13 6.34w 36.3l, 12/.28h, Red	1
▲	87689	(000000-) Cord, Sponge, Neo, 1.0d 36.3l	1
▲	360844	(000000-) Seal, Door, Dump, Side	2
▲	360627	(000000-) Bracket, Mtg, Angle, Air Fltr	1
▲	360336	(000000-) Seal	1
▲	87181	(000000-) Seal, Hppr, .06 12.5w 36.6l Neo	1
▲	1057602	(000000-) Skirt, Neo, .12, 12.26w 14.50l, 07/ SI	2
▲	1047637	(000000-) Hose, Flex, Vacuum, 04.0d, 21.0l	1
▲	1044357	(000000-) Seal, Inlet, Vacuum	1
	360320	(000000-001248) Belt, V, 31.5l [3v]	1
	16411	(000000-) Paint, Airdry, Off-White, 12oz	1
	16412	(000000-) Paint, Airdry, Teal, 12oz, Solid	1
	377540	(000000-) Paint, Airdry, Blk, 12oz	1
	377538	(000000-) Paint, Airdry, Gray, 12oz [Enamel]	1
	377537	(000000-) Paint, Airdry, Iron Gray, 12oz[Pwdr Coat]	1

GENERAL RECOMMENDED MAINTENANCE

SECTION 2

Contents	Page
Fig. 1 - Brushes, Replacement	2-2
Fig. 2 - Main Frame and Skirts Group	2-4
Fig. 3 - Brush Door Group, Right Side	2-6
Fig. 4 - Brush Door Group, Left Side	2-8
Fig. 5 - Seat and Cover Group	2-10
Fig. 6 - Rear Cover Latch Group	2-12
Fig. 7 - Operator Station Group	2-14
Fig. 8 - Steering Wheel Group	2-16
Fig. 9 - Directional Pedal Group	2-18
Fig. 10 - Wheel and Brake Group, Front	2-20
Fig. 11 - Steering Cylinder Group	2-22
Fig. 12 - Wheel Group, Rear Drive	2-24
Fig. 13 - Brush Lift Group, Main	2-26
Fig. 14 - Brush Cable Lift Group, Main	2-28
Fig. 15 - Brush Drive Group, Main	2-30
Fig. 16 - Brush Drive Motor Group, Main	2-32
Fig. 17 - Brush Lift Group, Side	2-34
Fig. 18 - Brush Motor and Pivot Group, Side ..	2-36
Fig. 19 - Vacuum Fan Control Group	2-38
Fig. 20 - Vacuum Fan Group	2-40
Fig. 21 - Hopper Lift Arms Group	2-42
Fig. 22 - Hopper Group, Plastic	2-44
Fig. 23 - Hopper Cover Group	2-46
Fig. 24 - Hopper Support Group (001071-)	2-48
Fig. 25 - Hopper Dump Door Group	2-50
Fig. 26 - Hopper Filter Shaker Group	2-52
Fig. 27 - Hydraulic Schematic	2-54
Fig. 28 - Hydraulic Hose Group	2-56
Fig. 29 - Hydraulic Reservoir Group	2-58
Fig. 30 - Hydraulic Control Valve Group	2-60
Fig. 31 - Hydraulic Solenoid Valve Group	2-61
Fig. 32 - Electrical Control Box Group	2-62
Fig. 33 - Electrical Control Box Wire Connection Group	2-64
Fig. 34 - Electrical Schematic	2-66
Fig. 35 - Electrical Wire Harnesses Group	2-70
Fig. 36 - Label Group	2-74

Fig. 1 - Brushes, Replacement

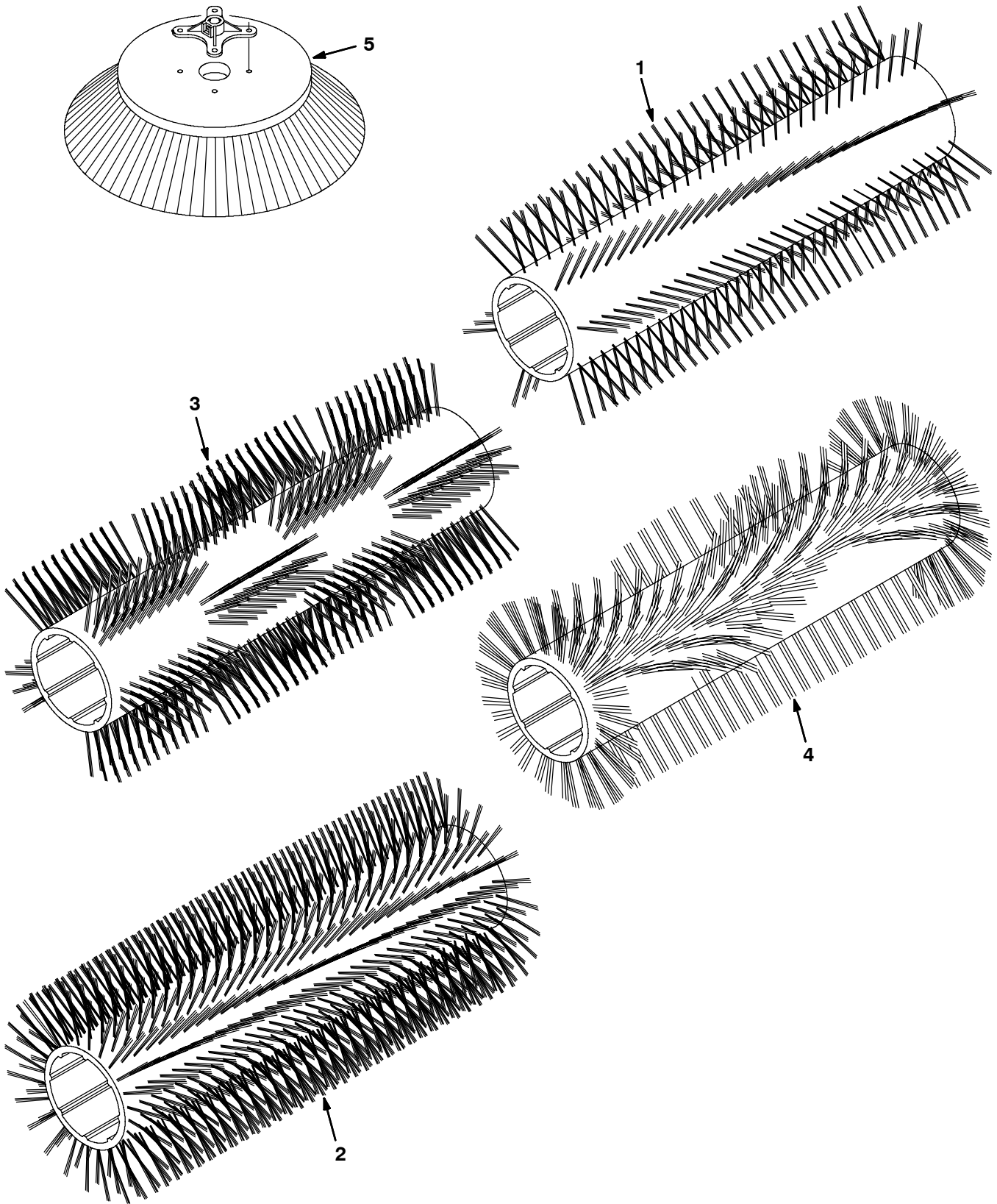


Fig. 1 - Brushes, Replacement

Ref.	Part No.	Serial Number	Description	Qty.
1	87334	(000000-) Brush-Sweep, Polyester 8 Dr	1
1	87099	(000000-) Brush-Sweep, Polypropylene	1
1	87097	(000000-) Brush-Sweep, Polypropylene and Wire	1
1	385947	(000000-) Brush-Sweep, Natural Fiber	1
2	87333	(000000-) Brush-Sweep, Polyester 24 Dr	1
3	370010	(000000-) Brush-Sweep, Window, Polypropylene	1
4	370025	(000000-) Brush-Sweep, Wedge, Polypropylene	1
5	08013N	(000000-) Brush-Side Swp, Soft Nylon	1
5	59431	(000000-) Brush-Side Swp, Polypropylene	1
5	59432	(000000-) Brush-Side Swp, Flatwire	1

Fig. 2 - Main Frame and Skirts Group

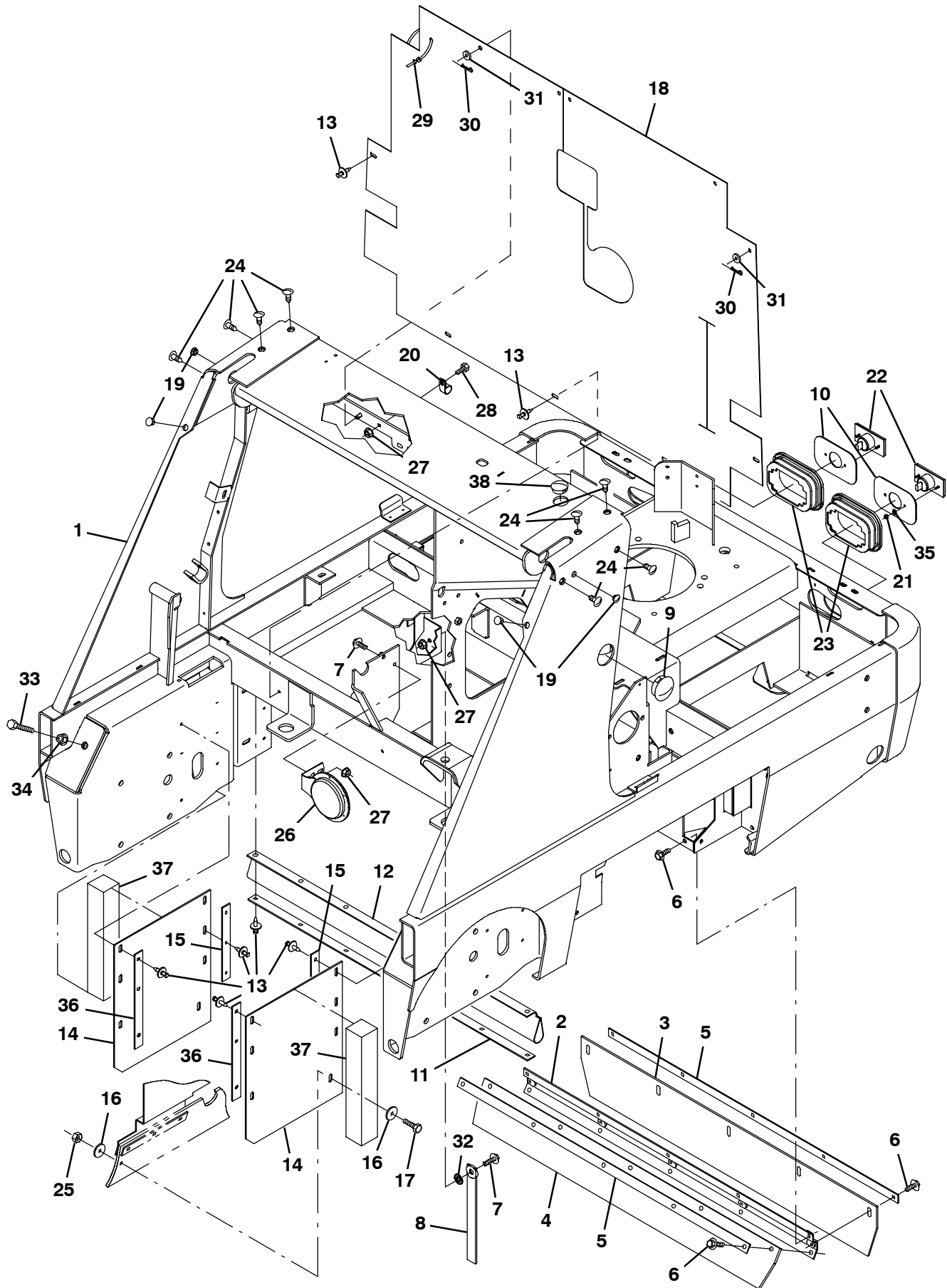


Fig. 2 - Main Frame and Skirts Group

Ref.	Part No.	Serial Number	Description	Qty.
1	1042849	(000000-) Frame Wldt, Ele [S20]	1
2	360138	(000000-) Channel, Recirculation Flap	1
3	360134	(000000-) Seal	1
4	360136	(000000-) Flap, Recirculation	1
5	360137	(000000-) Strip, Retainer, Flap	2
6	1037346	(000000-) Screw, Hex, M8 X 1.25 X 25, 9.8, Sems	15
7	1037354	(000000-) Screw, Hex, M8 X 1.25 X 30, 9.8, Sems	2
8	71579	(000000-) Strap, Static, W/Grommet, .19 1.1w 25.0l	1
9	1012529	(000000-) Plug, Hole, Rnd, 2.13h 0.6l, Blk Nyl	1
10	1054566	(000000-) Plate, Grommet, Taillight, Ele	2
11	87180	(000000-) Retainer, Seal, Hppr, Top	1
12	87181	(000000-) Seal, Hppr, .06 12.5w 36.6l Neo	1
13	72968	(000000-) Rivet, Plstc, .250d X 0.90	27
14	1057602	(000000-) Skirt, Neo, .12, 12.26w 14.50l, 07/ SI	2
15	360781	(000000-) Retainer, Skirt, .12, 1.0w X 08.1l, PI	2
16	30013	(000000-) Washer, Flat, 0.31, Fendr	2
17	09740	(000000-) Screw, Hex, M8 X 1.25 X 20, Ss	1
18	1051250	(000000-) Seal, Firewall	1
19	02431	(000000-) Plug, Hole, Rnd, 0.56h .03-.12, Blk Nyl	4
20	67767	(000000-) Clamp, Cable, Stl, 0.69d X 0.62w, 1hole	2
21	01689	(000000-) Nut, Hex, Std, #10-32, Ss	4
22	87277	(000000-) Taillight, 12vdc, 3.6 X 1.9	2
23	1054619	(000000-) Grommet, Taillight, 5.44 X 3.56	2
24	1055605	(000000-) Plug, Hole, Rnd, 0.38h .4-.7, Blk Nyl	8
25	08709	(000000-) Nut, Hex, Lock, M8 X 1.25, NI	1
26	369702	(000000-) Horn, 36vdc, 115 Dba	1
27	07791	(000000-) Nut, Hex, Flng, M8 X 1.25	3
28	39277	(000000-) Screw, Hex, M8 X 1.25 X 25, 8.8	1
29	44961	(000000-) Tie, Cable, Nyl, 14.5l .30w 4.0 Max D	1
30	86866	(000000-) Pin, Cotter, Hair, 0.38d .072 Wir	4
31	32491	(000000-) Washer, Flat, 0.31, Std	4
32	41141	(000000-) Washer, Lock, Int-Ext, 0.31	1
33	06969	(000000-) Screw, Hex, M12 X 1.75 X 40, 8.8	2
34	07793	(000000-) Nut, Hex, Flng, M12 X 1.75	2
35	32980	(000000-) Washer, Lock, Int, 10	4
36	1057684	(000000-) Retainer, Skirt, .12, 1.0w X 10.4l, PI	2
37	1042791	(000000-) Insulation, Acstc, 2.0, 02.0 X 12.0	2
38	1061216	(001292-) Plug, Hole, Rnd, 1.37h 0.45l, Blk Nyl	1

Fig. 3 - Brush Door Group, Right Side

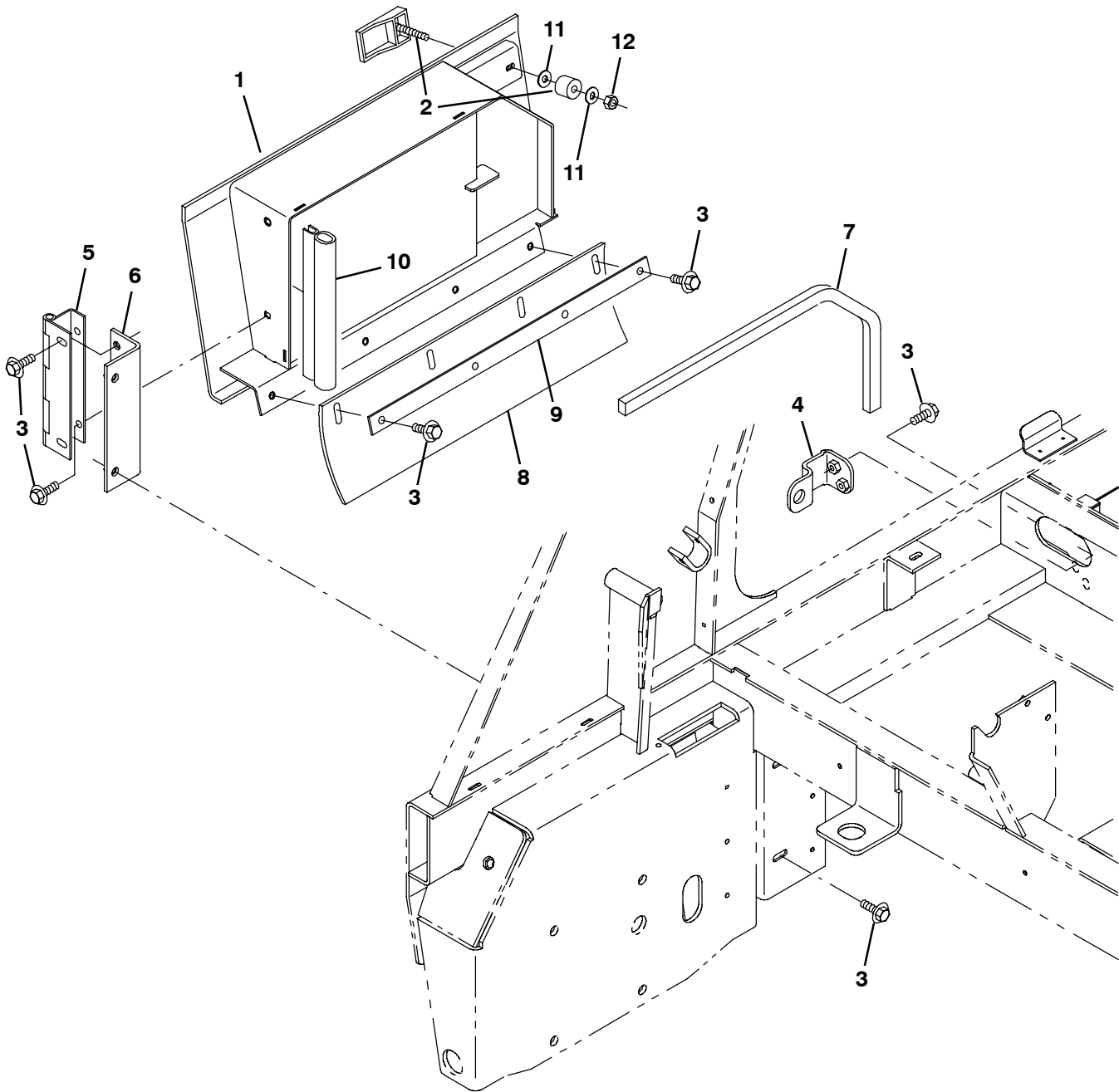


Fig. 3 - Brush Door Group, Right Side

Ref.	Part No.	Serial Number	Description	Qty.
1	1044844	(000000-) Door Wldt, Brush, Rh	1
2	360388	(000000-) Latch, Swell	1
3	1020341	(000000-) Screw, Hex, M8 X 1.25 X 20, Ss, Sems	12
4	1048746	(000000-) Bracket, Stop, Brush Door	1
5	360283	(000000-) Hinge, .38pin .12 3.5w 07.8l, 4/0.38h	1
6	1048750	(000000-) Bracket, Hinge, Door	1
7	360319	(000000-) Seal, Rbr, Open, 0.38, 1.25w 25.5l	1
8	360784	(000000-) Seal	1
9	361306	(000000-) Retainer, Skirt, .12, 1.0w X 19.3l, PI	1
10	363502	(000000-) Seal, Bulb, Str, 0.50d .13grip 009.4l	4
11	39349	(000000-) Washer, Flat, 0.31, Sae	2
12	32960	(000000-) Nut, Hex, Lock, .31-24, NI	1

Fig. 4 - Brush Door Group, Left Side

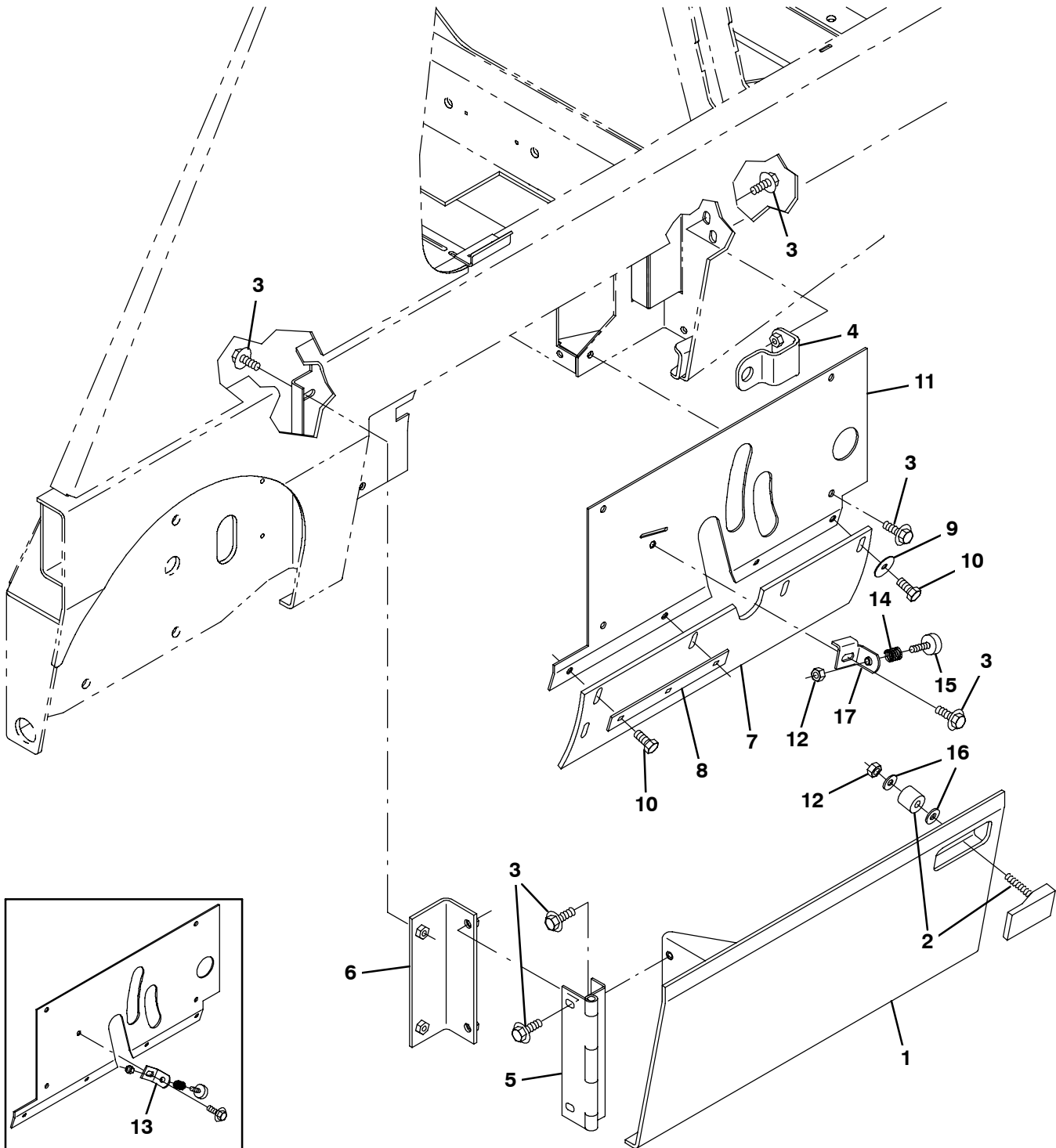


Fig. 4 - Brush Door Group, Left Side

Ref.	Part No.	Serial Number	Description	Qty.
1	1044845	(000000-) Door Wldt, Brush, Lh	1
2	360388	(000000-) Latch, Swell	1
3	1037346	(000000-) Screw, Hex, M8 X 1.25 X 25, 9.8, Sems	13
4	1048746	(000000-) Bracket, Stop, Brush Door	1
5	360283	(000000-) Hinge, .38pin .12 3.5w 07.8l, 4/0.38h	1
6	1048750	(000000-) Bracket, Hinge, Door	1
7	360761	(000000-) Seal	1
8	360781	(000000-) Retainer, Skirt, .12, 1.0w X 08.1l, PI	1
9	30013	(000000-) Washer, Flat, 0.31, Fendr	1
10	49826	(000000-) Screw, Hex, M8 X 1.25 X 16, NI, Ss	4
11	1049199	(000000-) Plate, Seal	1
12	41169	(000000-) Nut, Hex, Lock, .25-20, NI, Ss	1
13	1049208	(000000-001531) Bracket Wldt, Stop, Brush	1
14	86444	(000000-) Spring, Cmpr, 0.60od .07wir 00.8l	1
15	20802	(000000-) Bumper, Rbr, 1.0d 0.38th .25-20	1
16	39349	(000000-) Washer, Flat, 0.31, Sae	2
17	1063616	(001532-) Bracket Wldt, Stop, Brush	1

Fig. 5 - Seat and Cover Group

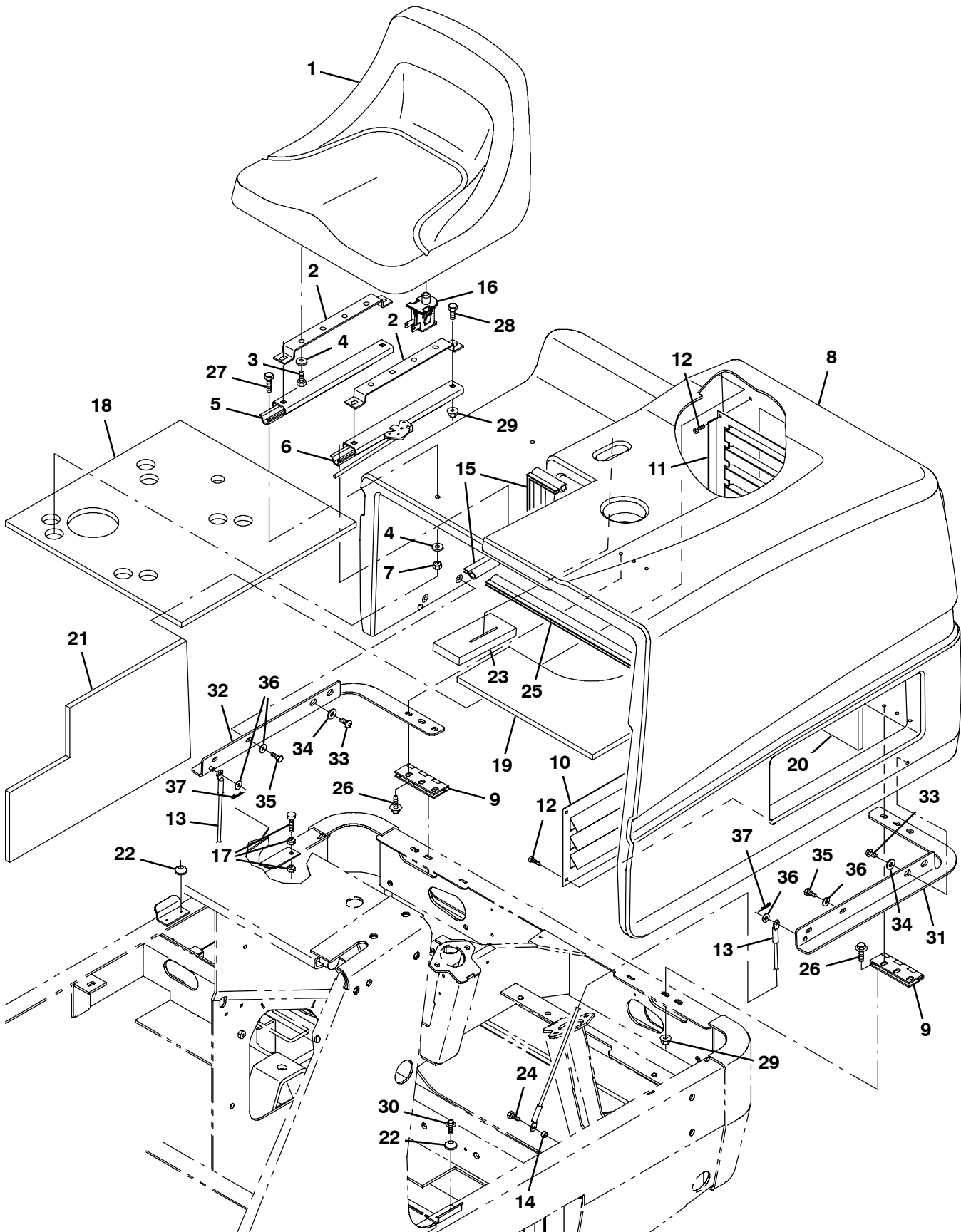


Fig. 5 - Seat and Cover Group

Ref.	Part No.	Serial Number	Description	Qty.
1	1048932	(000000-) Seat, Std [Michigan, Model V-2505]	1
2	1045229	(000000-) Bracket, Adj, Seat	2
3	54395	(000000-) Screw, Hex, .31-18 X 0.62, G5	4
4	32490	(000000-) Washer, Flat, 0.25, Std	8
5	1047447	(000000-) Track, Slide, Seat Adj, 12.5l	1
6	1048198	(000000-) Track, Slide, Seat Adj, 12.5l, W/ Latch	1
7	08709	(000000-) Nut, Hex, Lock, M8 X 1.25, NI	4
8	1060541	(000000-) Shroud, Rear, Trimmed	1
9	360704	(000000-) Hinge, .25pin .12 3.0w 04.5l, 6/0.38sl	2
10	1049988	(000000-) Panel, Louver	1
11	1049987	(000000-) Panel, Louver	1
12	360973	(000000-) Screw, Pan, 12-16 X 0.50, F/ Plstc	8
13	1056045	(000000-) Cable, Glv .13d 024.2l .25eye /.25eye	2
14	222516	(000000-) Sleeve, P/M, 0.32b 0.50d 0.3l [430ss]	2
15	391803	(000000-) Seal, Bulb, 90, 1.33 .06-.09grip 032.5l	1
16	1048955	(000000-) Switch, Seat, No [Delta 6440-04]	1
17	75128	(000000-) Spindle, Adjustment	1
18	361345	(000000-) Insulation, Acstc, 0.5, 21.4 X 20.6 C-O	1
19	361342	(000000-) Insulation, Acstc, 0.5, 32.0 X 21.6 Ntch	1
20	361344	(000000-) Insulation, Acstc, 0.5, 31.6 X 14.1 Ntch	1
21	361343	(000000-) Insulation, Acstc, 0.5, 21.5 X 12.2 Ntch	1
22	361554	(000000-) Bumper, Rbr, 0.90d 0.38th 0.18h	2
23	361951	(000000-) Insulation, Acstc, 0.8, 06.6 X 03.0 Slit	1
24	11329	(000000-) Screw, Hex, M6 X 1.00 X 16, NI, Ss	2
25	10576	(000000-) Seal, Bulb, 90, 0.50d .06-.09grip 022.5l	1
26	1037346	(000000-) Screw, Hex, M8 X 1.25 X 25, 9.8, Sems	8
27	06955	(000000-) Screw, Hex, M8 X 1.25 X 35, 8.8	4
28	16735	(000000-) Screw, Hex, M8 X 1.25 X 16, 8.8	4
29	07791	(000000-) Nut, Hex, FIng, M8 X 1.25	8
30	223198	(000000-) Screw, Hex, M5 X 0.80 X 10, Fmg	2
31	1058717	(001518-) Plate Wldt, Lh	1
32	1058722	(001518-) Plate Wldt, Rh	1
33	17284	(001518-) Screw, Btn, M8 X 1.25 X 16, Ss	4
34	32491	(001518-) Washer, Flat, 0.31, Std	4
35	11329	(001518-) Screw, Hex, M6 X 1.00 X 16, NI, Ss	6
36	32490	(001518-) Washer, Flat, 0.25, Std	2
37	08085	(001518-) Pin, Cotter, Hair, 0.31d .058 Wir	2

Fig. 6 - Rear Cover Latch Group

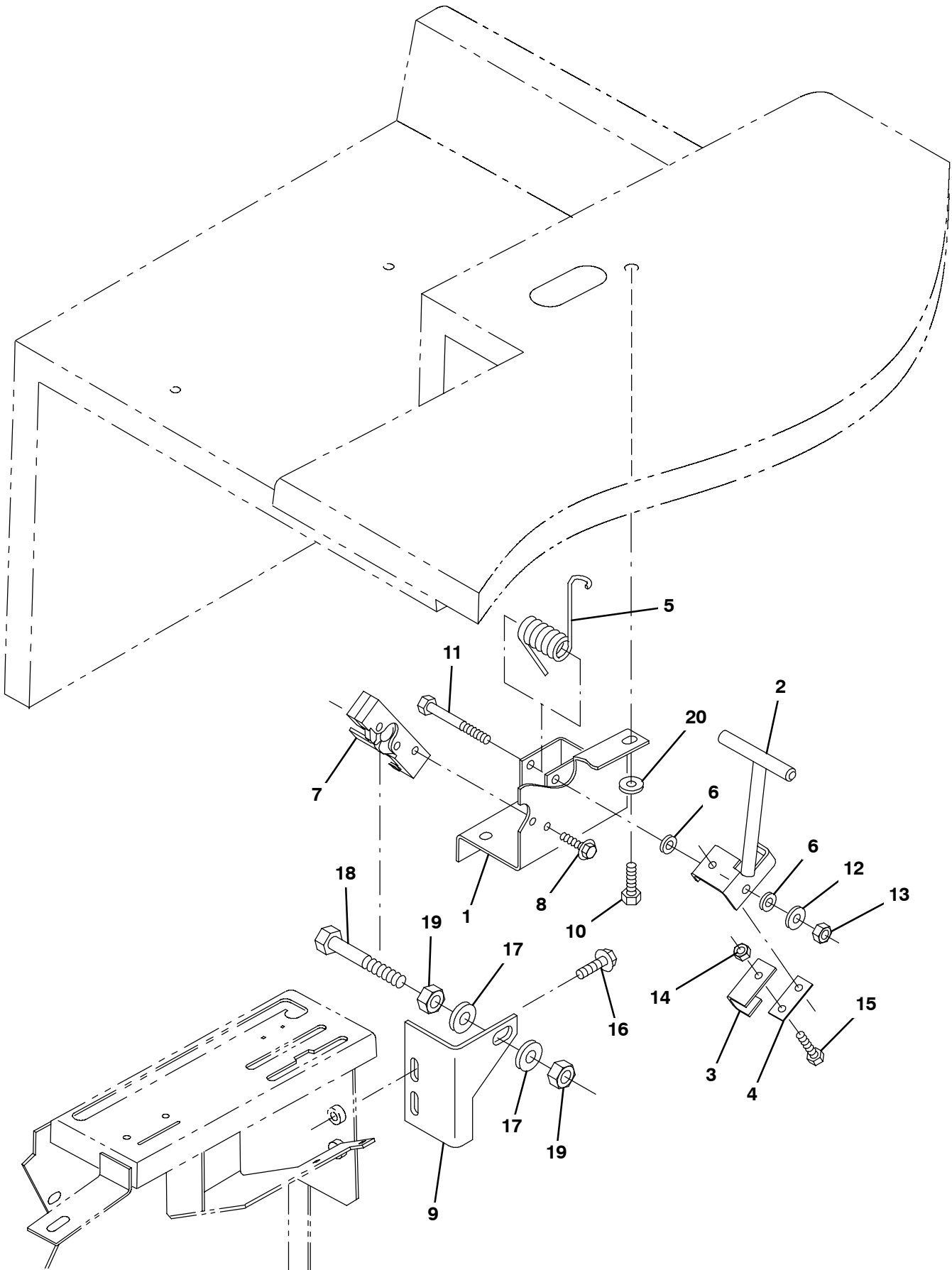


Fig. 6 - Rear Cover Latch Group

Ref.	Part No.	Serial Number	Description	Qty.
1	1052805	(000000-) Bracket Wldt, Latch	1
2	1052817	(000000-) Handle Wldt, Latch, Shrd	1
3	1052804	(000000-) Channel, Latch	1
4	361165	(000000-) Spring, Flat, .06, 0.75w X 01.8l, 2/.28h	1
5	87581	(000000-) Spring, Tors, 0.81id .12wir 08.0coil	1
6	43454	(000000-) Washer, Flat, 0.34b 0.69d .06, Nyl	2
7	72439	(000000-) Latch	1
8	16949	(000000-) Screw, Hex, .25-20 X 0.75, Sems	2
9	1052803	(000000-) Bracket, Angle, Mtg, Pin, Latch	1
10	15675	(000000-) Screw, Hex, M8 X 1.25 X 16, Ss	4
11	76960	(000000-) Screw, Hex, .31-18 X 2.25, G5	1
12	32491	(000000-) Washer, Flat, 0.31, Std	1
13	32983	(000000-) Nut, Hex, Lock, .31-18, NI	1
14	08708	(000000-) Nut, Hex, Lock, M6 X 1.00, NI	2
15	87308	(000000-) Screw, Hex, M6 X 1.00 X 12, 8.8	2
16	1037346	(000000-) Screw, Hex, M8 X 1.25 X 25, 9.8, Sems	2
17	32486	(000000-) Washer Flat, 0.50, Sae	2
18	27985	(000000-) Screw, Hex, .50-13 X 2.50, G5	1
19	32523	(000000-) Nut, Hex, Jam, .50-13	2
20	32491	(000000-) Washer, Flat, 0.31, Std	4

Fig. 7 - Operator Station Group

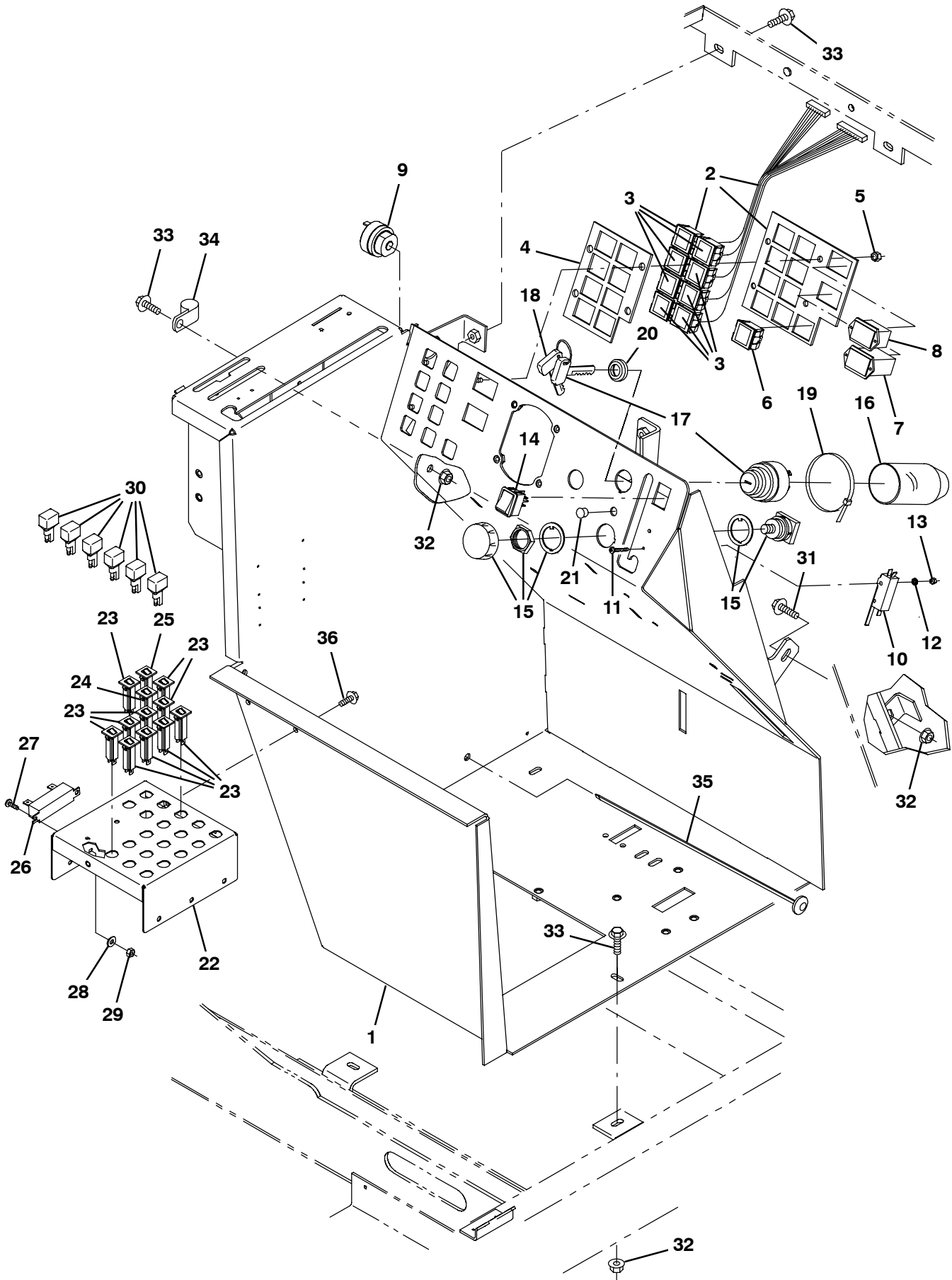


Fig. 7 - Operator Station Group

Ref.	Part No.	Serial Number	Description	Qty.
	1	9006980	(000000-) Panel, Oprtr Station, W/ Label, Na [S20e]	1
	1	9006981	(000000-) Panel, Oprtr Station, W/ Label, Jp [S20e]	1
▽	2	1051135	(000000-) Panel Assy, Indicator Light, Ele	1
▲	3	361074	(000000-) Light, Panl, 36vdc, 1.1 X 1.0	8
	4	1045211	(000000-) Seal, Rbr, Clsd, 0.38, Instmt Panl	1
	5	08708	(000000-) Nut, Hex, Lock, M6 X 1.00, NI	4
	6	361074	(000000-) Light, Panl, 36vdc, 1.1 X 1.0	1
	7	377433	(000000-) Gauge, Hourmeter, 12-60vdc, Analog [10k]	1
	8	1038957	(000000-) Gauge, Discharge, Battery, 36vdc, Led	1
	9	386346	(000000-) Alarm, Audio, 10-48vdc [Mallory]	1
	10	1008142	(000000-) Switch, Snap, 25a Spdt	1
	11	1054872	(000000-) Screw, Pan, Phl, M3 X 0.5 X 25, Blk	2
	12	39658	(000000-) Washer, Lock, Int, 04	2
	13	01754	(000000-) Nut, Hex, Std, M3 X 0.50, 8	2
	14	1048456	(000000-) Switch, Rocker, 3 Position	1
	15	1053842	(000000-) Switch, Safety, Shutoff	1
	16	383165	(000000-) Boot, Switch, Ignition	1
▽	17	87536	(000000-) Switch, Ignition [Ku]	1
▲	18	87866	(000000-) Key, Ignition [Set Of 2]	1
	19	49263	(000000-) Tie, Cable, Nyl, 11.4l .19w 3.0 Max D	1
	20	382516	(000000-) Boot, .63id .29l .90w	1
	21	33807	(000000-) Plug, Hole, Rnd, 0.44h .03-.12, Blk Nyl	1
	22	1057040	(000000-) Bracket, Mtg, Circuitbreaker, Ele	1
	23	1064184	(000000-) Circuitbreaker, 2.5a, Resetable	10
	24	1064188	(000000-) Circuitbreaker, 15a, Resetable	1
	25	1064189	(000000-) Circuitbreaker, 20a, Resetable	1
	26	87349	(000000-) Resistor, 040.000hm, 0040watt	1
	27	09200	(000000-) Screw, Pan, Phl, M5 X 0.80 X 12, Ss	2
	28	19066	(000000-) Washer, Flat, 10	2
	29	06549	(000000-) Nut, Hex, Lock, M5 X 0.80, NI	2
	30	222290	(000000-) Diode, Ele, Plug	6
	31	1037354	(000000-) Screw, Hex, M8 X 1.25 X 30, 9.8, Sems	1
	32	07791	(000000-) Nut, Hex, Flng, M8 X 1.25	5
	33	1037346	(000000-) Screw, Hex, M8 X 1.25 X 25, 9.8, Sems	6
	34	58366	(000000-) Clamp, Cable, Stl, 1.25d X 1.00w, 1hole	1
	35	1041873	(000000-) Fastener, Wire, Tie [Button Head]	3
	36	1040467	(000000-) Screw, Hex, M6 X 1.00 X 20, 9.8, Sems	2

Fig. 8 - Steering Wheel Group

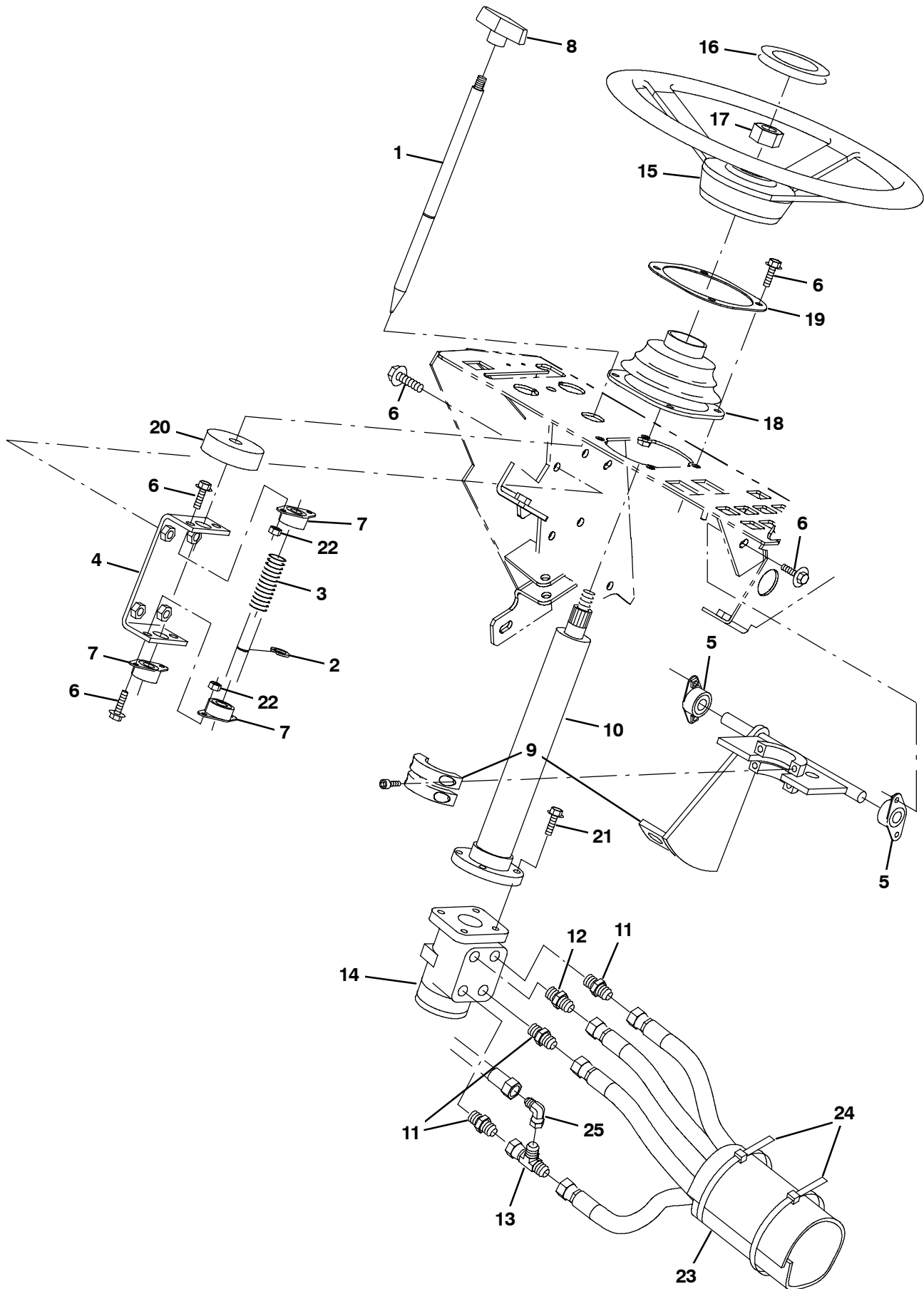


Fig. 8 - Steering Wheel Group

Ref.	Part No.	Serial Number	Description	Qty.
1	360711	(000000-) Rod, Latch, Tilt, Steering	1
2	70717	(000000-) Ring, Retaining, Ext, 0.50d, Hd	1
3	22290	(000000-) Spring, Cmpr, 0.72od .06wir 02.3l	1
4	1045222	(000000-) Channel, Mtg, Steering Latch	1
5	70709	(000000-) Bearing, Flng, 2hole, 0.50b	2
6	1036892	(000000-) Screw, Hex, M6 X 1.00 X 25, 9.8 Sems	16
7	47585	(000000-) Bearing, Flng, 2hole, 0.50b [Nyl]	3
8	04706	(000000-) Knob, Tee, 0.38-16, 2.5 X 1.0 1.1l,Plstc	1
9	1051510	(000000-) Bracket Wldt, Steering, Tilt	1
10	1048351	(000000-) Column, Steering, 09.9l 0.86d 36tooth	1
11	56690	(000000-) Fitting, Hyd, Str, Jm06/Om06	3
12	56835	(000000-) Fitting, Hyd, Str, Jm08/Om06	1
13	42215	(000000-) Fitting, Hyd, Tee, Jf06/Jm06/Jm06, Run	1
14	74173	(000000-) Steer-Control, Hyd04, 07.3 0600 (See Breakdowns)	1
15	1058996	(000000-) Wheel, Steering, 14.0D 0.81B 36Tooth	1
16	1050349	(000000-) Button, Cntrl, Horn [Isolated]	1
17	56185	(000000-) Nut, Hex, Jam, M20 X 1.5	1
18	70622	(000000-) Boot, Bellows, 3.1l 4.4w 2.8h 1hole, Neo	1
19	360867	(000000-) Plate, Mtg	1
20	75968	(000000-) Insulation, Acstc, Rnd, 0.8, 02.5d 0.5h	1
21	21195	(000000-) Screw, Hex, .38-16 X 0.75, G5	4
22	08708	(000000-) Nut, Hex, Lock, M6 X 1.00, NI	4
23	82833	(000000-) Sleeve, Nyl, 1.22id 35.0l	1
24	49263	(000000-) Tie, Cable, Nyl, 11.4l .19w 3.0 Max D	1
25	47504	(000000-) Fitting, Hyd, E90, Jf06/Jm06	1

Fig. 9 - Directional Pedal Group

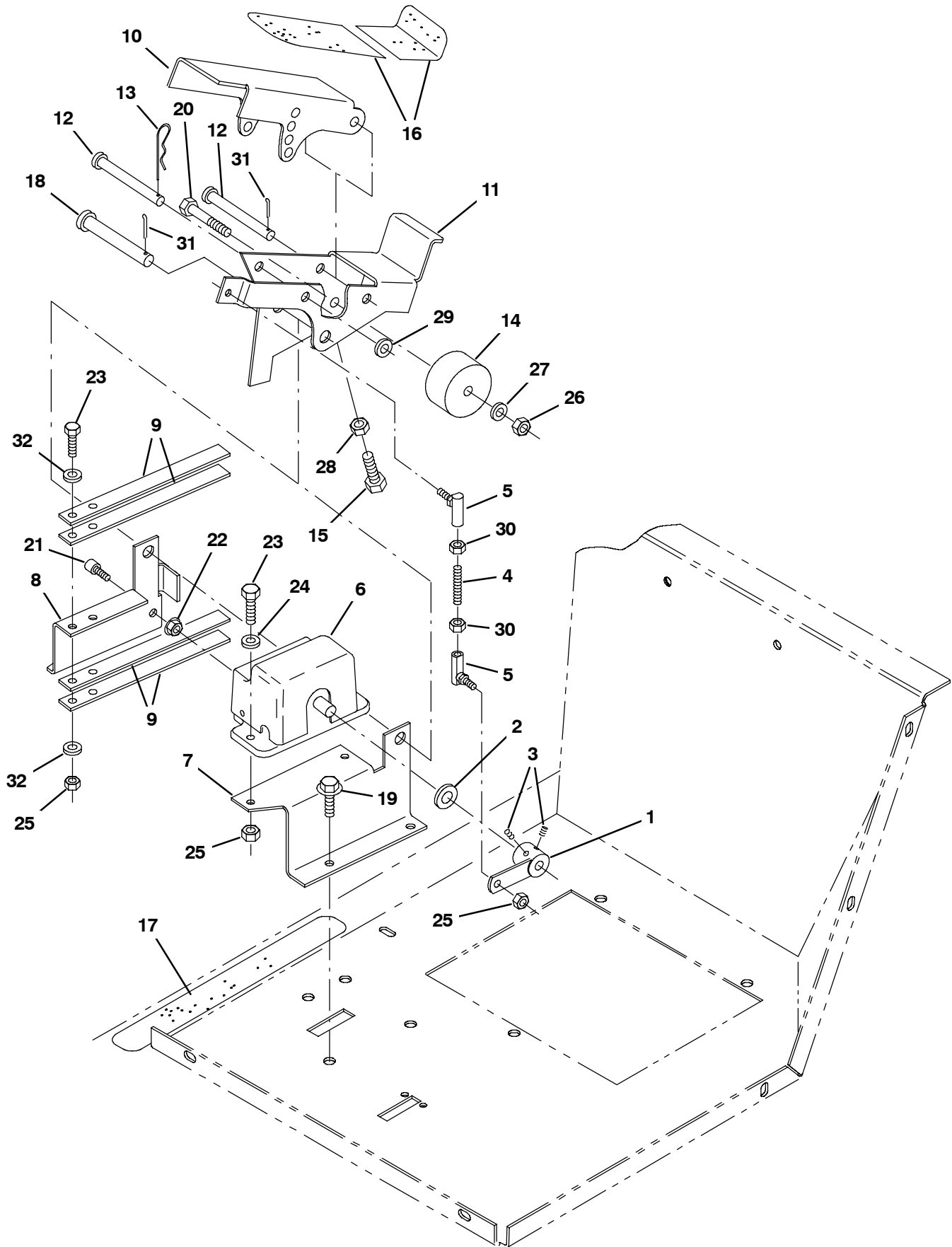
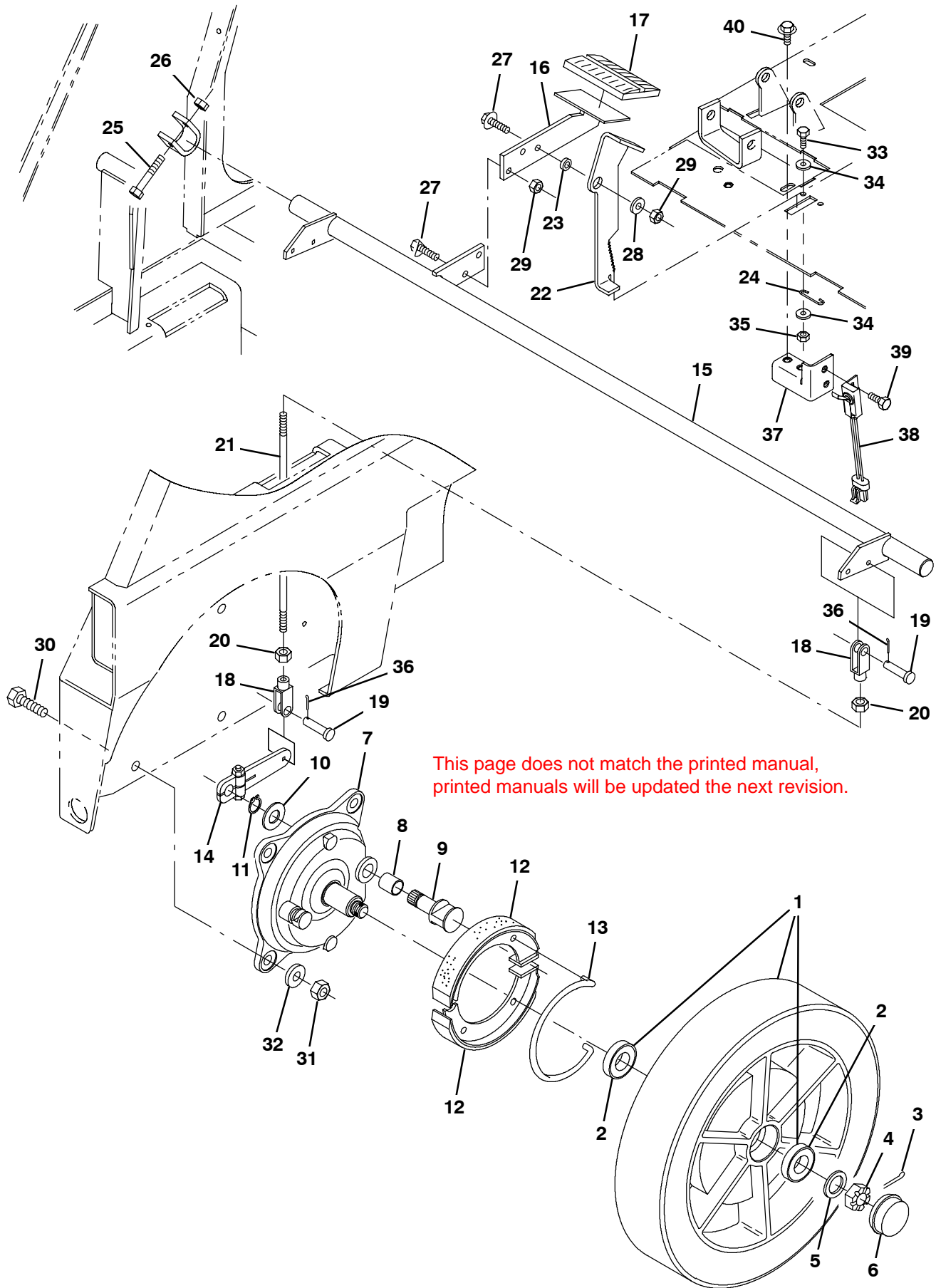


Fig. 9 - Directional Pedal Group

Ref.	Part No.	Serial Number	Description	Qty.
1	1050955	(000000-) Arm Wldt, Cntrl, Dir	1
2	43611	(000000-) Washer, Flat, 0.39b 0.75d .06, Nyl	1
3	17186	(000000-) Screw, Set, Soc, M5 X 0.80 X 8, PI [45h]	2
4	14397	(000000-) Rod, Thrld, 2 End, M06 X 1.0 02.2l	1
5	12263	(000000-) Balljoint, M6 X 1.0 Fem, M6 X 1.0 Mal	2
6	14368	(000000-) Throttle, Electronic, 0000/5000 Ohm	1
7	1050957	(000000-) Bracket, Mtg, Pedal, Lh	1
8	1052531	(000000-) Bracket, Mtg, Pedal, Rh	1
9	49681	(000000-) Spring, Flat, .06, 0.75w X 07.8l	4
10	1052540	(000000-) Pedal, Propel, Adj, Upper	1
11	1052541	(000000-) Pedal Wldt, Propel, Lower, Adj	1
12	72084	(000000-) Pin, Clevis, 0.37d X 3.50l	2
13	44906	(000000-) Pin, Cotter, Hair, 0.38d .093 Wir	1
14	87725	(000000-) Spacer, Plstc, 0.41b 2.25d 1.30l, Nyl	1
15	36801	(000000-) Screw, Hex, .38-16 X 1.50, FI	1
16	75430	(000000-) Tread, Non-Skid, 02.2w 15.5l	1
17	86798	(000000-) Tread, Non-Skid, 01.4w 12.0l	1
18	06474A	(000000-) Pin, Clevis, 0.50d X 3.50l	1
19	1037346	(000000-) Screw, Hex, M8 X 1.25 X 25, 9.8, Sems	4
20	06963	(000000-) Screw, Hex, M10 X 1.50 X 60, 8.8	1
21	39308	(000000-) Screw, Soc, M8 X 1.25 X 25, 12.9	1
22	07791	(000000-) Nut, Hex, Flng, M8 X 1.25	1
23	06943	(000000-) Screw, Hex, M6 X 1.00 X 20, 8.8	5
24	32483	(000000-) Washer, Flat, 0.25, Sae	2
25	08708	(000000-) Nut, Hex, Lock, M6 X 1.00, NI	5
26	41430	(000000-) Nut, Hex, Lock, M10 X 1.5, NI	1
27	32485	(000000-) Washer, Flat, 0.38, Sae	1
28	25014	(000000-) Nut, Hex, Std, .38-16	1
29	32486	(000000-) Washer Flat, 0.50, Sae	1
30	41359	(000000-) Nut, Hex, Std, M6 X 1.00, 8	2
31	08182	(000000-) Pin, Cotter, .125 X 1.00	2
32	32490	(000000-) Washer, Flat, 0.25, Std	4

Fig. 10 - Wheel and Brake Group, Front



This page does not match the printed manual, printed manuals will be updated the next revision.

This page does not match the printed manual, printed manuals will be updated the next revision.

356003 - E

Fig. 10 - Wheel and Brake Group, Front

Ref.	Part No.	Serial Number	Description	Qty.
▽	1	1063238	(000000-) Tire Assy, Idler, Swpr, Blk, 16.0x3.5	2
▲	2	360074	(000000-) Bearing, Ball, 1.18b 2.44d 0.63w	2
	3	08182	(000000-) Pin, Cotter, .125 X 1.00	2
	4	86659	(000000-) Nut, Hex, Slt'd, .75-16	2
	5	49145	(000000-) Washer, Flat, 0.76b 1.50d .06, Ss	2
	6	54390	(000000-) Cap, Hub, Dust, 2.57d 0.77l	2
▽		360023	(000000-) Brake Assy	2
▲	7	360270	(000000-) Plate, Backing, Brake	1
▲	8	360271	(000000-) Bushing, Sleeve, 0.78b 0.86d 0.93l, Bnz	1
▲	9	360272	(000000-) Cam, Plt, Brake [Nickel]	1
▲	10	360273	(000000-) Washer, Flat, M21.0b X 37d X 3	1
▲	11	360274	(000000-) Retainer, Ring, Brake	1
▲	12	360275	(000000-) Shoe, Brake, 180 X 30mm	2
▲	13	360276	(000000-) Spring, Wir, 0.25d, Brake Return	1
	14	360802	(000000-) Arm, Lever, Brake, 4.1 [Knott]	2
	15	1052114	(000000-) Shaft Wldt, Brush	1
	16	1052113	(000000-) Pedal Wldt, Brake	1
	17	51109	(000000-) Pad, Pedal, Brake, 3.96l 2.36w 0.75	1
	18	14595-1	(000000-) Clevis, Adj, 0.25pin, 0.25-28 Rh, Pl	4
	19	14605	(000000-) Pin, Clevis, 0.25d X 0.75l	4
	20	32899	(000000-) Nut, Hex, Jam, .25-28	4
	21	360935	(000000-) Rod	2
	22	1046553	(000000-) Lever, Stop, Brake	1
	23	1052263	(000000-) Tube, 0.34id 0.62od 00.2l, Stl	1
	24	71367	(000000-) Spring, Wir, 0.08d, Parking Brake	1
	25	06949	(000000-) Screw, Hex, M6 X 1.00 X 50, 8.8	2
	26	08708	(000000-) Nut, Hex, Lock, M6 X 1.00, NI	2
	27	1037355	(000000-) Screw, Hex, M8 X 1.25 X 35, 9.8, Sems	3
	28	32491	(000000-) Washer, Flat, 0.31, Std	1
	29	08709	(000000-) Nut, Hex, Lock, M8 X 1.25, NI	3
	30	06968	(000000-) Screw, Hex, M12 X 1.75 X 35, 8.8	8
	31	08711	(000000-) Nut, Hex, Lock, M12 X 1.75, NI	8
	32	32486	(000000-) Washer Flat, 0.50, Sae	8
	33	1054875	(000000-) Screw, Hex, M5 X 1.0 X 16, Blk	2
	34	19066	(000000-) Washer, Flat, 10	4
	35	06549	(000000-) Nut, Hex, Lock, M5 X 0.80, NI	2
	36	08170	(000000-) Pin, Cotter, .062 X 0.50	2
	37	1048142	(000000-) Bracket, Switch, Brake	1
	38	1039735	(000000-) Switch, Snap, 15a No	1
	39	87308	(000000-) Screw, Hex, M6 X 1.00 X 12, 8.8	2
	40	1020341	(000000-) Screw, Hex, M8 X 1.25 X 20, Ss, Sems	2

Fig. 11 - Steering Cylinder Group

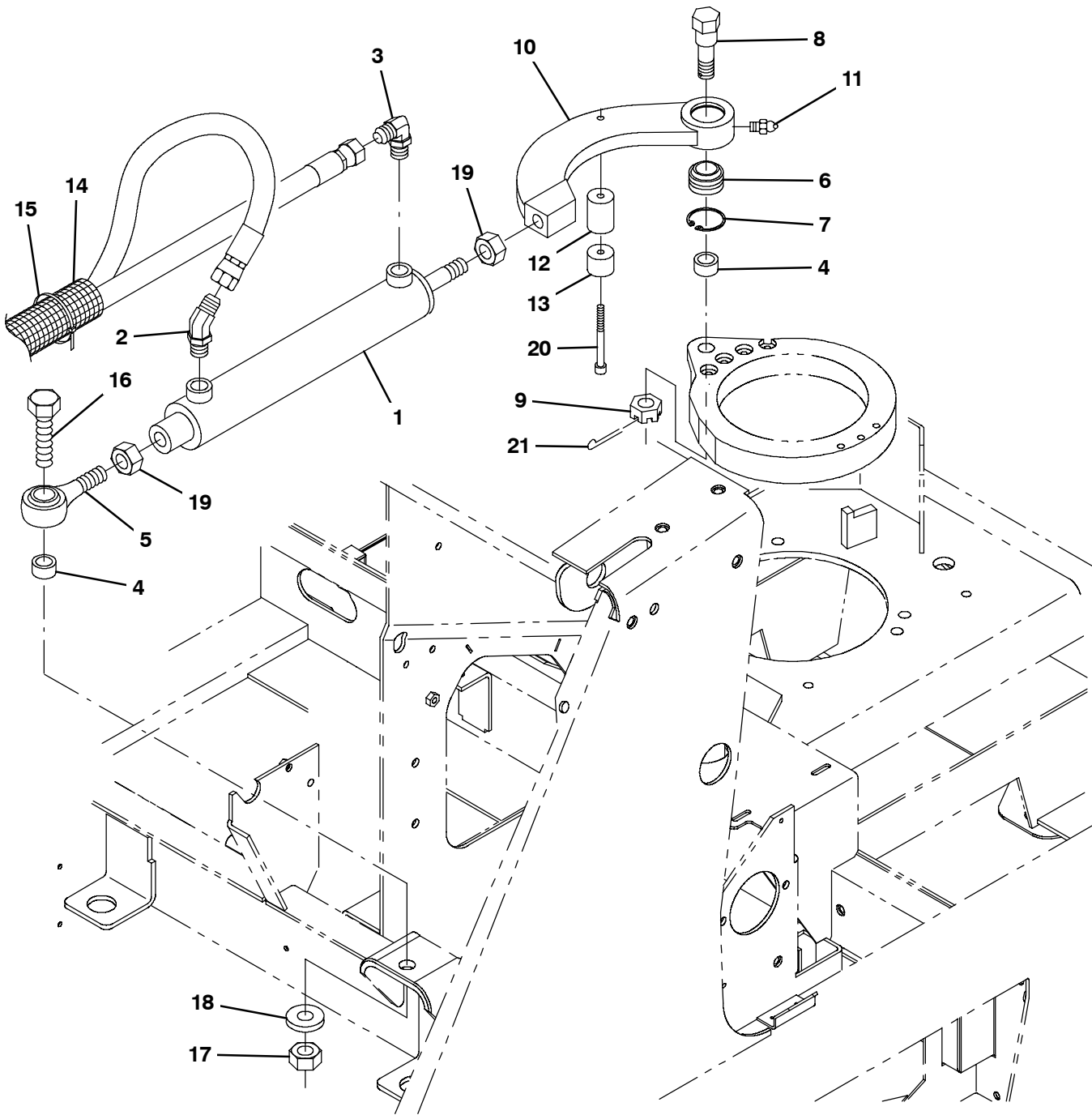


Fig. 11 - Steering Cylinder Group

Ref.	Part No.	Serial Number	Description	Qty.
1	1036631	(000000-) Cylinder, Hyd, 2.0b 19.0l 12.00strk 1500	1
2	47522	(000000-) Fitting, Hyd, E45, Jm06/Om06	1
3	56820	(000000-) Fitting, Hyd, E90, Jm06/Om06	1
4	69928	(000000-) Tube, 0.77id 1.13od 00.6l, Stl, Pl	2
5	64886	(000000-) Rod-End, 0.75-16rh Mal 0.75b [Teflon]	1
6	42120-4	(000000-) Bearing, Self Align, 1.00b 1.63d	1
7	69925	(000000-) Ring, Retaining, Int, 1.63d	1
8	69924	(000000-) Shaft, Pivot, Steering	1
9	39527	(000000-) Nut, Hex, Sltd, .75-16	1
10	1052560	(000000-) Arm, Steering	1
11	07259	(000000-) Fitting, Grease, Str Pm04 .47l	1
12	1052561	(000000-) Spacer	1
13	69926	(000000-) Pad, Wear, Pye, 1.25d 1.0l	1
14	82833	(000000-) Sleeve, Nyl, 1.22id 35.0l	1
15	49263	(000000-) Tie, Cable, Nyl, 11.4l .19w 3.0 Max D	3
16	58056	(000000-) Screw, Hex, .75-10 X 3.00, G5	1
17	32987	(000000-) Nut, Hex, Lock, .75-10, NI	1
18	39350	(000000-) Washer, Flat, 0.75, Sae	1
19	43958	(000000-) Nut, Hex, Std, .75-16	2
20	09037	(000000-) Screw, Soc, M8 X 1.25 X 70, 12.9	1
21	08175	(000000-) Pin, Cotter, .125 X 1.25	1

Fig. 12 - Wheel Group, Rear Drive

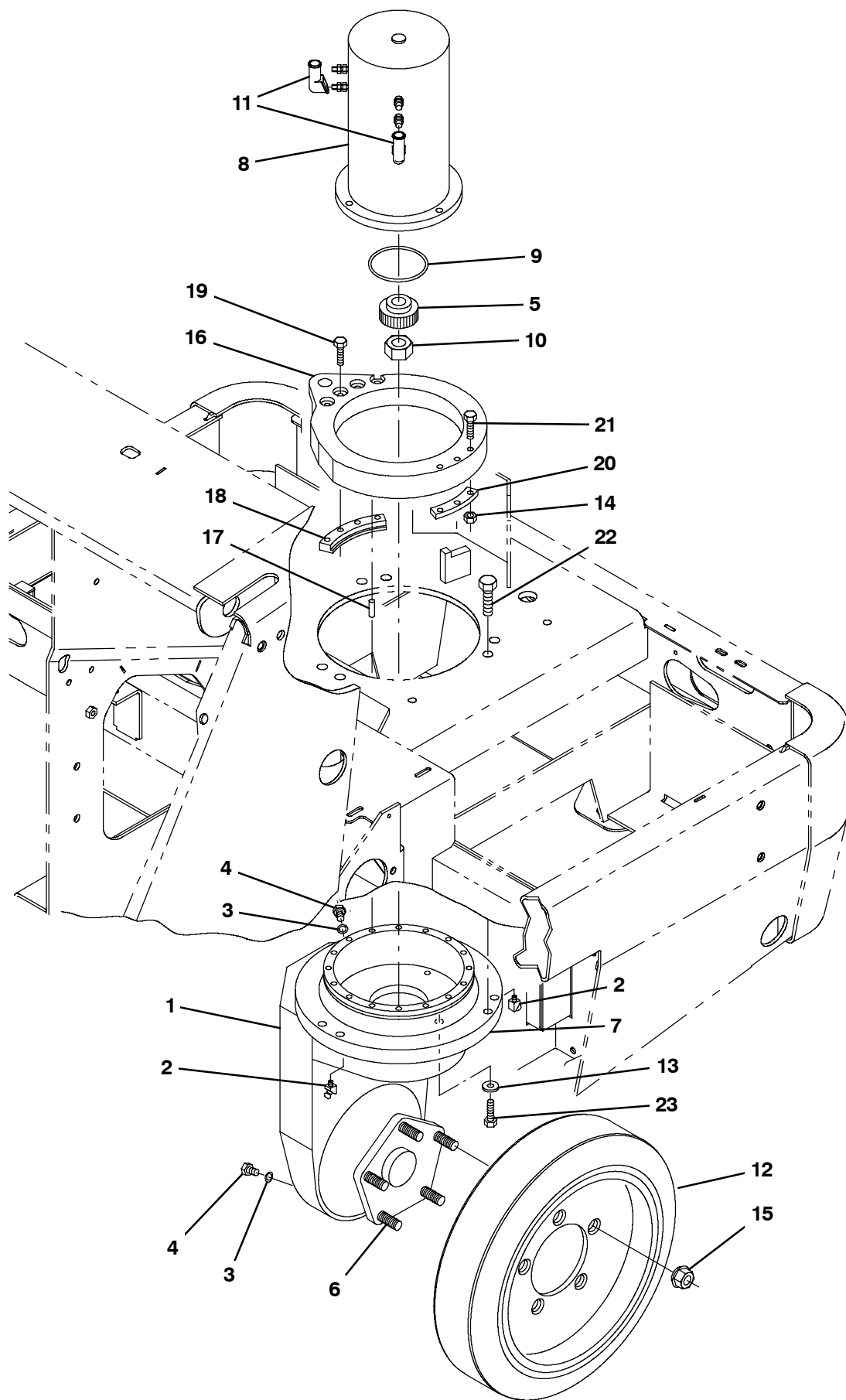


Fig. 12 - Wheel Group, Rear Drive

Ref.	Part No.	Serial Number	Description	Qty.
▽	1	87355	(000000-) Gearbox, 90, Drive Wheel, Rear [Hu]	1
▲	2	87839	(000000-) Fitting, Grease	2
▲	3	87840	(000000-) Seal, Org	2
▲	4	87841	(000000-) Plug, Gearbox, Drive Wheel	2
▲	5	87849	(000000-) Gear, Drive	1
▲	6	12540	(000000-) Bolt, Gearbox, Drive Wheel	5
▲	7	61791	(000000-) Housing, Upper, Gearbox, Drive Wheel	1
	8	360065	(000000-) Motor, Ele, 36vdc 2130rpm 2.10hp (See Breakdowns)	1
	9	360980	(000000-) Seal, Org, .139 X 02.98id	1
	10	360680	(000000-) Nut, Hex, Lock, M14 X 1.50, NI	1
	11	02076	(000000-) Boot, 90deg .50id .57id X .84id 1.0l,Blk	4
	12	1063246	(000000-) Tire, Drive, Swpr, Blk, 16.0x4.0	1
	12	1063248	(000000-) Tire, Drive, Swpr, Grey, 16.0x4.0 (Optional non-Marking)	1
	13	32984	(000000-) Washer, Lock, Int, 0.31	2
	14	08713	(000000-) Nut, Hex, Lock, M8 X 1.25, NI, Ss	3
	15	87750	(000000-) Nut, Wheel, M14-1.5	5
	16	1052562	(000000-) Ring, Steering	1
	17	87749	(000000-) Pin, Dowel, 0.3127d X 1.00l	8
	18	55808	(000000-) Clamp, Steering	1
	19	72040	(000000-) Screw, Hex, M8 X 1.25 X 45, 10.9	4
	20	1052563	(000000-) Clamp, Steering	1
	21	39278	(000000-) Screw, Hex, M8 X 1.25 X 50, 8.8	3
	22	41346	(000000-) Screw, Hex, M12 X 1.75 X 30, 8.8	6
	23	06958	(000000-) Screw, Hex, M8 X 1.25 X 80, 8.8	2

Fig. 13 - Brush Lift Group, Main

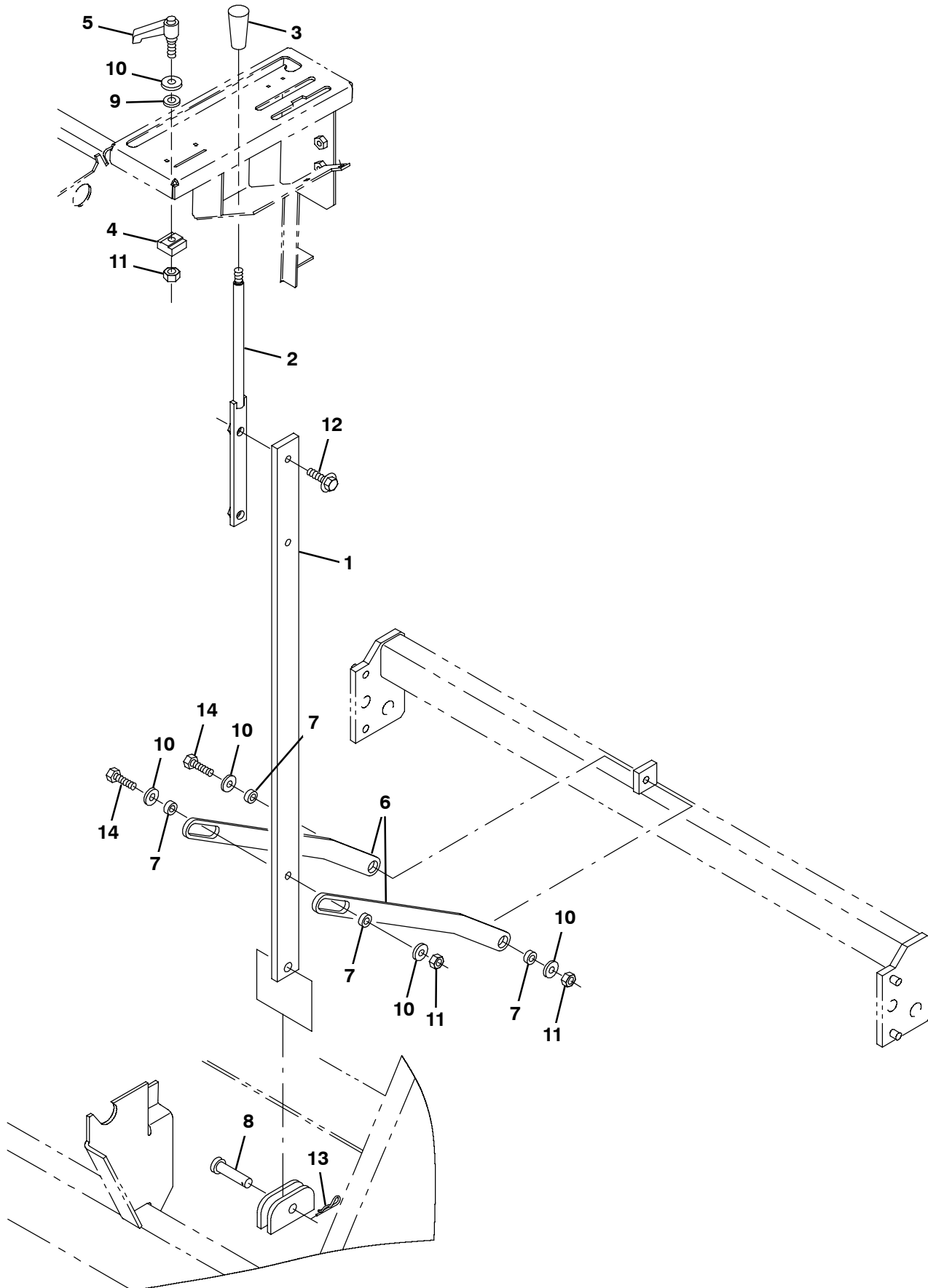


Fig. 13 - Brush Lift Group, Main

Ref.	Part No.	Serial Number	Description	Qty.
1	1048801	(000000-) Lever, Brush Lift	1
2	1055049	(000000-) Handle Wldt, Lift, Brush	1
3	54995	(000000-) Knob, 1.12d 3.86l M10 X 1.5, Plstc Tpr]	1
4	360774	(000000-) Block, Adj	1
5	375020	(000000-) Lever, Adj, Plstc	1
6	1048802	(000000-) Link, Lift, Main Brush	2
7	360460	(000000-) Sleeve, P/M, 0.34b 0.63d 0.4l, Ss / Oil	4
8	51529	(000000-) Pin, Clevis, 0.50d X 1.25l	1
9	1055074	(000000-) Washer, Sealing, M8	1
10	32491	(000000-) Washer, Flat, 0.31, Std	5
11	08709	(000000-) Nut, Hex, Lock, M8 X 1.25, NI	3
12	1037354	(000000-) Screw, Hex, M8 X 1.25 X 30, 9.8, Sems	2
13	44906	(000000-) Pin, Cotter, Hair, 0.38d .093 Wir	1
14	06956	(000000-) Screw, Hex, M8 X 1.25 X 45, 8.8	2

Fig. 14 - Brush Cable Lift Group, Main

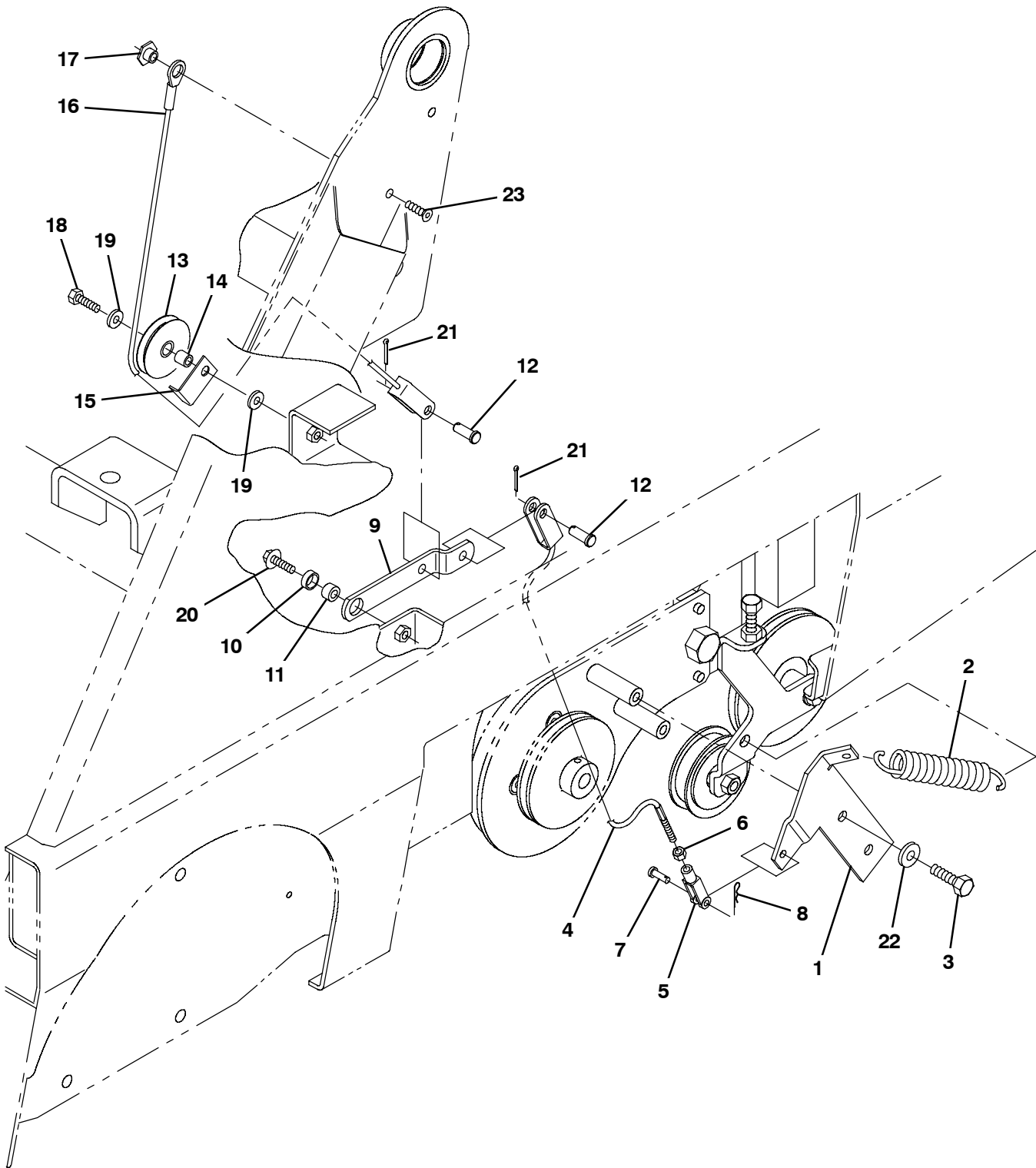
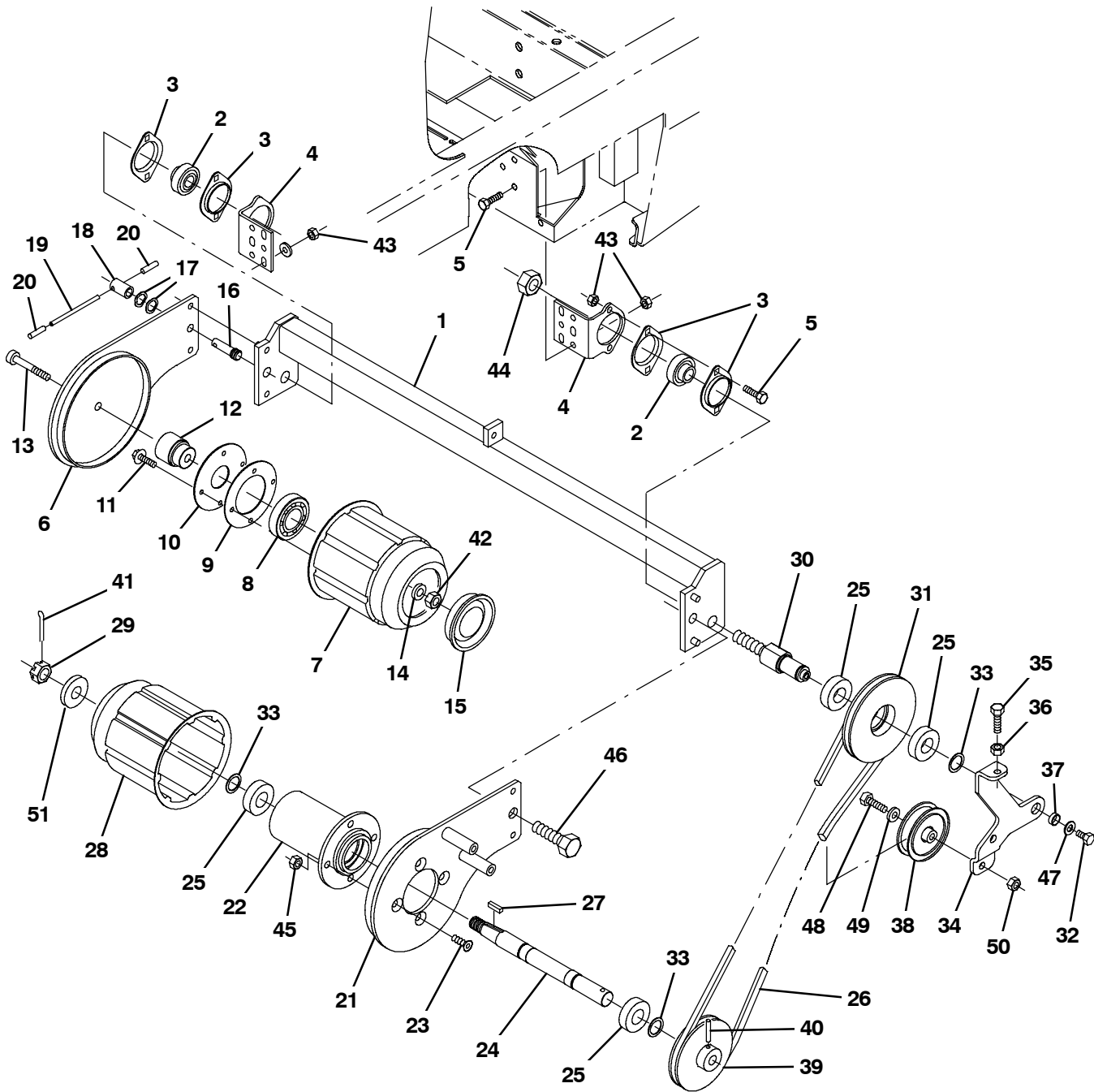


Fig. 14 - Brush Cable Lift Group, Main

Ref.	Part No.	Serial Number	Description	Qty.
1	1049220	(000000-) Bracket, Lift, Brush, Auto	1
2	360488	(000000-) Spring, Extn	1
3	09291	(000000-) Screw, Hex, M10 X 1.50 X 20, Ss	2
4	361096	(000000-) Cable, Glv .13d 010.3l .4clevis /.25-28	1
5	14595-1	(000000-) Clevis, Adj, 0.25pin, 0.25-28 Rh, Pl	1
6	01714	(000000-) Nut, Hex, Std, .25-28	1
7	14605	(000000-) Pin, Clevis, 0.25d X 0.75l	1
8	08085	(000000-) Pin, Cotter, Hair, 0.31d .058 Wir	1
9	1049224	(000000-) Plate, Pivot, Lift, Auto	1
10	360491	(000000-) Bushing, Sleeve, 0.63b 0.72d 0.25l	1
11	360460	(000000-) Sleeve, P/M, 0.34b 0.63d 0.4l, Ss / Oil	1
12	09088	(000000-) Pin, Clevis, 0.37d X 1.00l	2
13	360454	(000000-) Pulley, Cable, 2.5d 0.50b, .22d Cable	1
14	222460	(000000-) Sleeve, P/M, 0.32b 0.50d 0.5l [430ss]	1
15	360413	(000000-) Angle, Keeper, Cable	1
16	361097	(000000-) Cable, Glv .13d 031.0l .4clevis /.55eye	1
17	361114	(000000-) Spacer	1
18	06955	(000000-) Screw, Hex, M8 X 1.25 X 35, 8.8	1
19	32491	(000000-) Washer, Flat, 0.31, Std	2
20	1037354	(000000-) Screw, Hex, M8 X 1.25 X 30, 9.8, Sems	1
21	39005	(000000-) Pin, Cotter, .094 X 0.75	2
22	32492	(000000-) Washer, Flat, 0.38, Std	2
23	360821	(000000-) Screw, Flt, Soc, M8 X 1.25 X 16, 10.9	1

Fig. 15 - Brush Drive Group, Main



356007- E

Ref.	Part No.	Serial Number	Description	Qty.
1	1048800	(000000-)	Tube Wldt, Torque	1
2	25887	(000000-)	Bearing, W/ Collar, 0.75b 1.85d 1.06w	2
3	35973	(000000-)	Flange, Brg, 1.9id 2h	4
4	1048744	(000000-)	Bracket, Angle, Mtg, Brg	2
5	09740	(000000-)	Screw, Hex, M8 X 1.25 X 20, Ss	10
6	1054045	(000000-)	Arm Wldt, Brush, Main, Idler	1
7	55779	(000000-)	Plug Wldt, Idler, Brush	1
8	24899	(000000-)	Bearing, Ball, 1.38b 2.83d 0.67w	1
9	30252	(000000-)	Disc, 0.08, 04.39d 02.56b, 4/.28h 3.8bc	1

Fig. 15 - Brush Drive Group, Main

Ref.	Part No.	Serial Number	Description	Qty.
10	30253	(000000-) Disc, 0.06, 04.39d 01.67b, 4/.30h 3.8bc	1
11	1036892	(000000-) Screw, Hex, M6 X 1.00 X 25, 9.8 Sems	4
12	30251	(000000-) Shaft, Idler, Plug, Brush	1
13	361555	(000000-) Screw, Flt, M12 X 1.75 X 80, 10.9	1
14	51564	(000000-) Washer, Flat, 0.53b 1.75d .12, Stl, Pl	1
15	30255	(000000-) Cap, Vinyl, 3.28d 0.45l	1
16	360110	(000000-) Stud, Spcl	1
17	52508	(000000-) Washer, Wavy, 0.53b 0.81d .09	2
18	360109	(000000-) Bar, Hex, Stl 0.75, 01.6l .50h Thru	1
19	11631	(000000-) Pin, Roll, .250d X 3.50l, .250/.256	1
20	360492	(000000-) Cap, Vinyl, 0.23id, 1.50l	2
21	360108	(000000-) Arm Wldt, Brush, Main, Drive, Lh	1
22	360104	(000000-) Housing, Brg, Drive, Brush, 2.5d 2.0b 5.0	1
23	360347	(000000-) Screw, Flt, Soc, M10 X 1.50 X 25, Ss	4
24	360113	(000000-) Shaft	1
25	13534	(000000-) Bearing, Ball, 0.98b 2.05d 0.59w	4
26	360320	(000000-001248) Belt, V, 31.5l [3v]	1
26	1059569	(001249-) Belt, V, 31.5l [3v]	1
27	00928	(000000-) Key, Sq, 0.25 X 0.25, 1.00l	1
28	87631	(000000-) Plug Wldt, Drive, Brush	1
29	39527	(000000-) Nut, Hex, Sltd, .75-16	1
30	360116	(000000-) Shaft, Pivot, Arm, Brush Drive	1
31	1055674	(000000-) Sheave, 02grv, 05.6/2.9pd 2.0b [3v]	1
32	12273	(000000-) Screw, Hex, M8 X 1.25 X 20, NI, Ss	1
33	13766	(000000-) Ring, Retaining, Ext, 0.98d, Basic	1
34	1049293	(000000-) Arm, Idler	3
35	06419	(000000-) Screw, Hex, M10 X 1.50 X 70, Fl, Ss	1
36	07787	(000000-) Nut, Hex, Std, M10 X 1.50, Ss	1
37	360491	(000000-) Bushing, Sleeve, 0.63b 0.72d 0.25l	1
38	04186	(000000-) Sheave, Flat, 3.0d 0.75w 0.67brg	1
39	360115	(000000-) Sheave, 01grv, 04.7pd 0.97b [3v]	1
40	11398	(000000-) Pin, Roll, .250d X 2.00l, .250/.256	1
41	08175	(000000-) Pin, Cotter, .125 X 1.25	4
42	08711	(000000-) Nut, Hex, Lock, M12 X 1.75, NI	1
43	08709	(000000-) Nut, Hex, Lock, M8 X 1.25, NI	10
44	32987	(000000-) Nut, Hex, Lock, .75-10, NI	2
45	41430	(000000-) Nut, Hex, Lock, M10 X 1.5, NI	4
46	06977	(000000-) Screw, Hex, M16 X 2.00 X 20, 8.8	1
47	32491	(000000-) Washer, Flat, 0.31, Std	4
48	27988	(000000-) Screw, Hex, .38-16 X 1.50, G5	1
49	32485	(000000-) Washer, Flat, 0.38, Sae	1
50	36643	(000000-) Nut, Hex, Lock, .38-16, NI, Thin	1
51	39350	(000000-) Washer, Flat, 0.75, Sae	1

Fig. 16 - Brush Drive Motor Group, Main

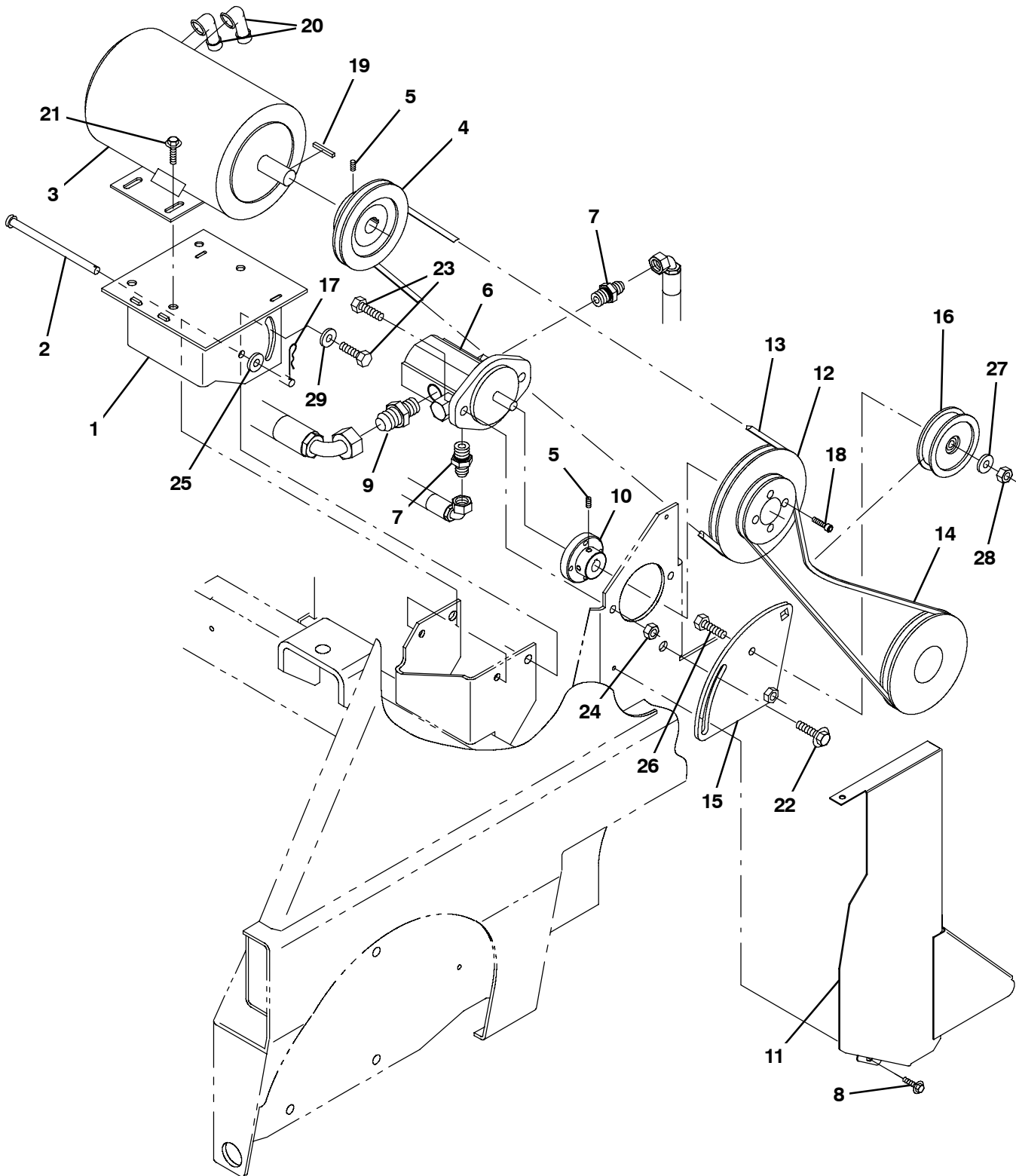


Fig. 16 - Brush Drive Motor Group, Main

Ref.	Part No.	Serial Number	Description	Qty.	
1	1049336	(000000-) Bracket Wldt, Mtg, Motor	1	
2	49924	(000000-) Pin, Clevis, 0.37d X 6.12l	1	
3	360175	(000000-) Motor, Ele, 36vdc 2300rpm 4.00hp (See Breakdowns)	1	
4	361191	(000000-) Sheave, Step [3V/7M.877]	1	
5	57496	(000000-) Screw, Set, .25-20 X 0.31, NI	4	
▽	6	1054588	(000000-) Pump, Hyd, Gear, Ext, 2, 00.45 3000, Cw	1
▲		373730	(000000-) Seal Kit, Pump, Hyd	1
	7	52402	(000000-) Fitting, Hyd, Str, Jm06/Om08	2
	8	74455	(000000-) Screw, Hex, M6 X 1.00 X 12, Fmg	3
	9	06750	(000000-) Fitting, Hyd, Str, Jm12/Om10	1
	10	360180	(000000-) Hub, Guide, End, Actuator	1
	11	9006984	(000000-) Guard, Belt, Brush Drive, W/ Label, Na	1
	11	9006983	(000000-) Guard, Belt, Brush Drive, W/ Label, Jp	1
	12	360179	(000000-) Sheave, 02grv, 06.5/3.7pd 1.50b [3v]	1
	13	360686	(000000-) Belt, V, 33.5l [3v]	1
	14	03670	(000000-) Belt, V, 54.0l [3v]	1
	15	1049302	(000000-) Plate, Idler, Adjmt	1
	16	02356	(000000-) Pulley, Idler W/ Bearing, Plstc	1
	17	08085	(000000-) Pin, Cotter, Hair, 0.31d .058 Wir	1
	18	01682	(000000-) Screw, Soc, .25-20 X 1.00, Al	4
	19	00915	(000000-) Key, Sq, 0.19 X 0.19, 1.38l	1
	20	02076	(000000-) Boot, 90deg .50id .57id X .84id 1.0l,Blk	2
	21	1037354	(000000-) Screw, Hex, M8 X 1.25 X 30, 9.8, Sems	4
	22	1037358	(000000-) Screw, Hex, M10 X 1.50 X 35, 9.8, Sems	2
	23	39283	(000000-) Screw, Hex, M10 X 1.50 X 25, 8.8	6
	24	41430	(000000-) Nut, Hex, Lock, M10 X 1.5, NI	2
	25	32492	(000000-) Washer, Flat, 0.38, Std	1
	26	27990	(000000-) Screw, Hex, .38-16 X 2.00, G5	1
	27	32485	(000000-) Washer, Flat, 0.38, Sae	1
	28	50902	(000000-) Nut, Hex, Lock, .38-16, NI	1
	29	41187	(000000-) Washer, Flat, Belleville, .38	2

Fig. 17 - Brush Lift Group, Side

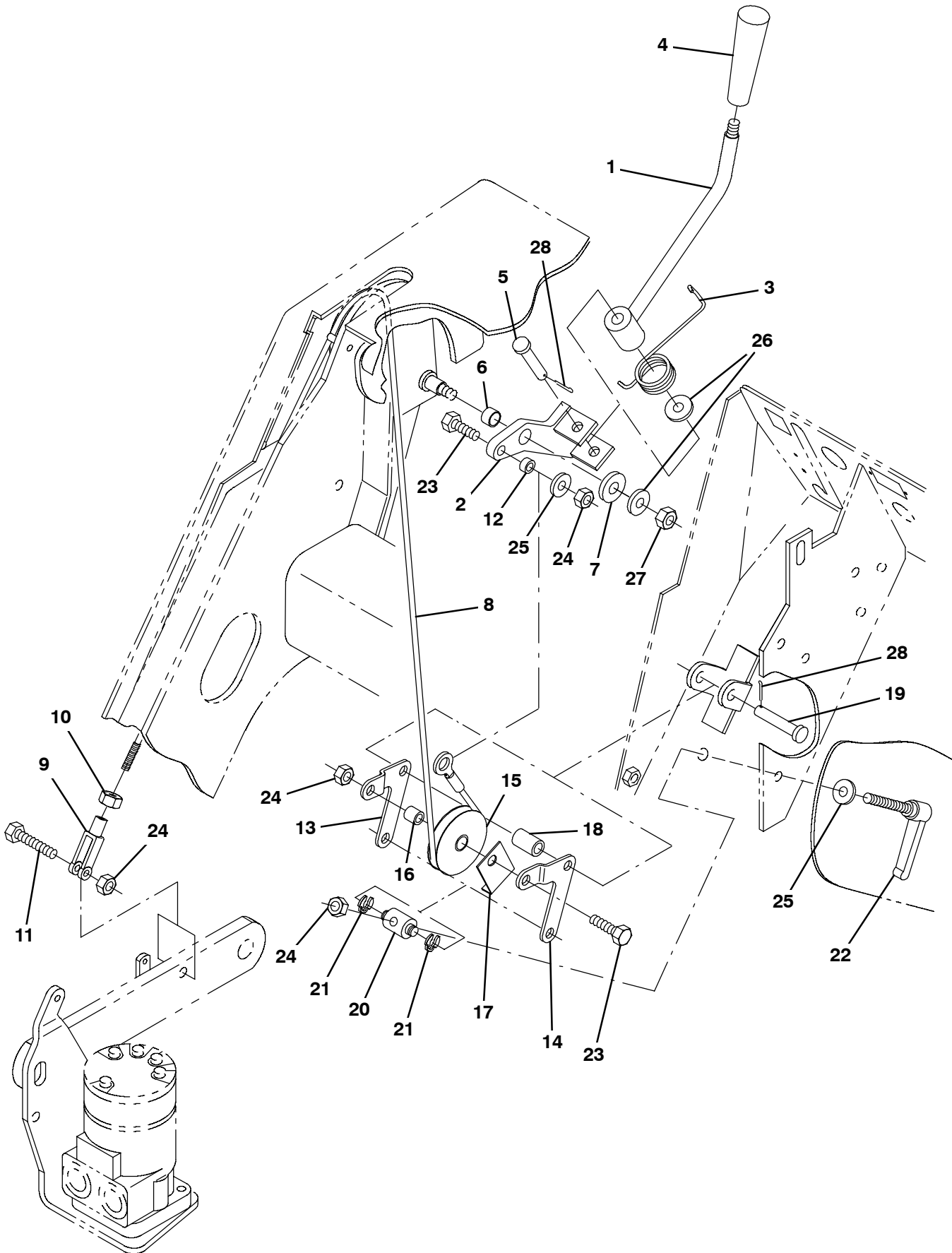


Fig. 17 - Brush Lift Group, Side

Ref.	Part No.	Serial Number	Description	Qty.
1	360449	(000000-) Handle Wldt, Brush, Side	1
2	360417	(000000-) Arm Wldt, Lift, Brush	1
3	360961	(000000-) Spring, Tors, 1.03id .11wir 03.0coil	1
4	54995	(000000-) Knob, 1.12d 3.86l M10 X 1.5, Plstc Tpr]	1
5	51813	(000000-) Pin, Clevis, 0.37d X 2.12l	1
6	64173	(000000-) Bushing, Sleeve, 0.50b 0.59d 0.38l, Stl	1
7	39346	(000000-) Washer, Flat, 0.44, Std	1
8	1047878	(000000-) Cable, Ss .12d 60.25l .55eye / M6-1.0	1
9	1035826	(000000-) Clevis, Adj, M6 Pin, M6 X 1.0 Rh, PI	1
10	41359	(000000-) Nut, Hex, Std, M6 X 1.00, 8	1
11	06957	(000000-) Screw, Hex, M8 X 1.25 X 60, 8.8	1
12	360801	(000000-) Sleeve, 0.32b 0.50d 0.3l, 2cham, Ss	1
13	360410	(000000-) Bellcrank, Lift, Brush, Side, Rh	1
14	360411	(000000-) Bellcrank, Lift, Brush, Side, Lh	1
15	369781	(000000-) Pulley, Cable, 1.5d Nyl	1
16	222460	(000000-) Sleeve, P/M, 0.32b 0.50d 0.5l [430ss]	1
17	54400	(000000-) Bracket, Angle, Keeper, Cable	1
18	360451	(000000-) Tube, 0.42id 0.62od 01.0l, Stl, PI	1
19	29584	(000000-) Pin, Clevis, 0.37d X 2.00l	1
20	71126	(000000-) Block, Adj, Pivot	1
21	12364	(000000-) Ring, Retaining, Ext, 0.38d, [Klipring]	2
22	360414	(000000-) Lever, Adj, Metal	1
23	76570	(000000-) Screw, Hex, M8 X 1.25 X 30, 8.8	2
24	08709	(000000-) Nut, Hex, Lock, M8 X 1.25, NI	4
25	32491	(000000-) Washer, Flat, 0.31, Std	2
26	32492	(000000-) Washer, Flat, 0.38, Std	2
27	41430	(000000-) Nut, Hex, Lock, M10 X 1.5, NI	1
28	44906	(000000-) Pin, Cotter, Hair, 0.38d .093 Wir	2

Fig. 18 - Brush Motor and Pivot Group, Side

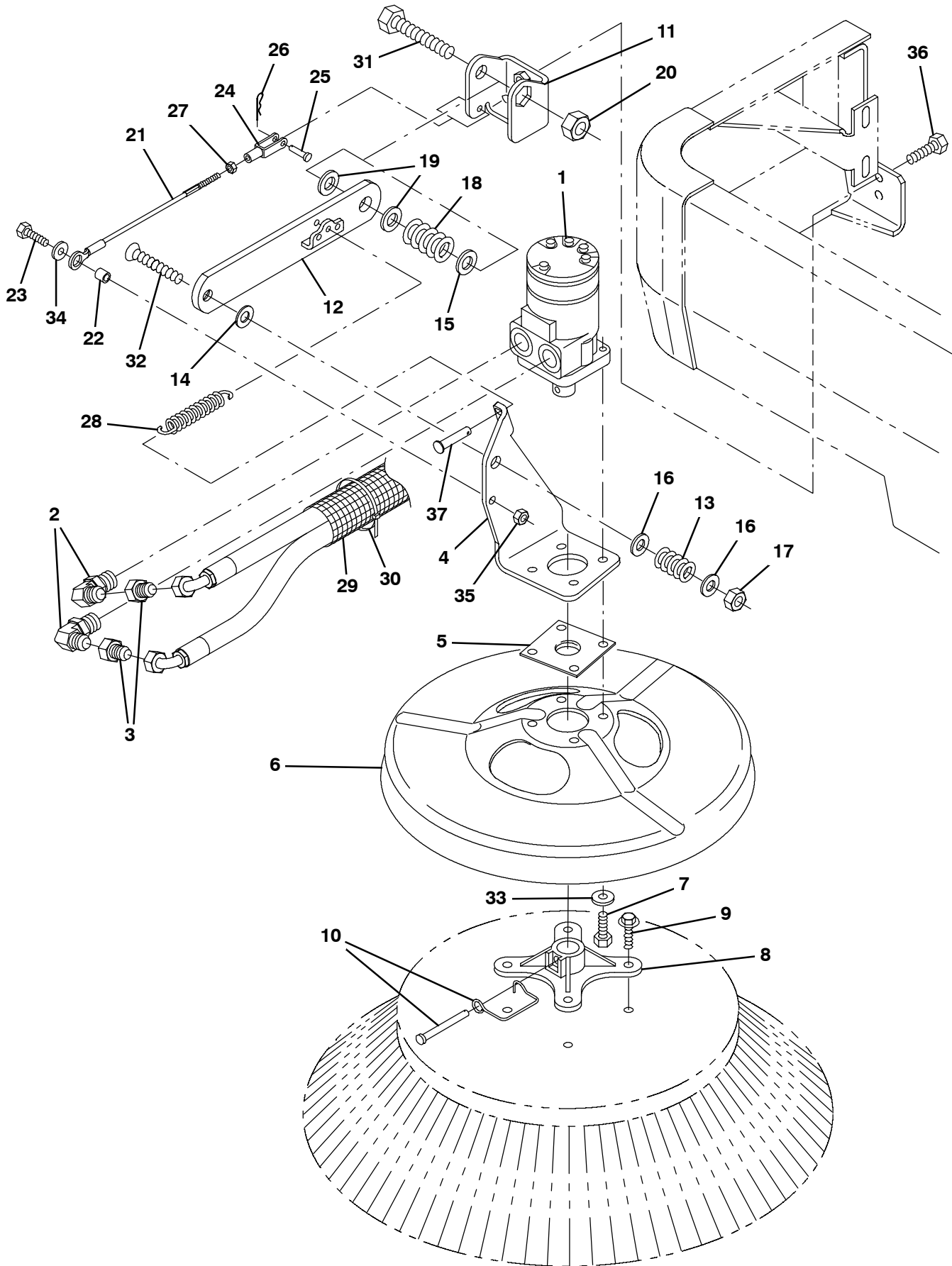


Fig. 18 - Brush Motor and Pivot Group, Side

Ref.	Part No.	Serial Number	Description	Qty.
1	361026	(000000-) Motor, Hyd, Gear, Int 08.9 Bi-Dir 1500 (See Break-downs)	1
2	56821	(000000-) Fitting, Hyd, E90, Jm08/Om10	2
3	47753	(000000-) Fitting, Hyd, Str, Jf08/Jm06	2
4	1046246	(000000-) Bracket, Mtg, Motor, Rh	1
5	16082	(000000-) Guard, String, Motor, Brush	1
6	1054256	(000000-) Guard, Brush	1
7	46559	(000000-) Screw, Hex, .38-16 X 1.25, NI	4
8	47501	(000000-) Hub, Adapter, Brush, 1.00b	1
9	39396	(000000-) Screw, Hex, .31-12 X 1.50, Fmg [Ab]	4
10	84581	(000000-) Pin Assy, Side Brush W/ Clip	1
11	1037427	(000000-) Bracket, Arm, Side Brush	1
12	1037485	(000000-) Arm Wldt, Lift, Rh	1
13	360357	(000000-) Spring, Dsl, 1.00od 0.50id 1.25l	1
14	59633	(000000-) Washer, Thrust, 0.53b 1.00d 0.03w[Fbrgl]	1
15	15331	(000000-) Washer, Flat, 0.62, Sae	1
16	32486	(000000-) Washer Flat,0.50,Sae	2
17	86029	(000000-) Nut, Hex, Flexlock, .50-13, Thin	1
18	360081	(000000-) Spring, Dsl, 1.25od 0.62id 1.80l	1
19	64425	(000000-) Washer, Thrust, 0.61b 1.25d .06, Fgl	2
20	33342	(000000-) Nut, Hex, Lock, M16 X 2.00, NI	1
21	1048311	(000000-) Cable, Ss .19d 008.5l .55eye / M6-1.0	1
22	360801	(000000-) Sleeve, 0.32b 0.50d 0.3l, 2cham, Ss	1
23	09010	(000000-) Screw, Hex, M8 X 1.25 X 25, Ss	1
24	1035826	(000000-) Clevis, Adj, M6 Pin, M6 X 1.0 Rh, PI	1
25	14605	(000000-) Pin, Clevis, 0.25d X 0.75l	1
26	08085	(000000-) Pin, Cotter, Hair, 0.31d .058 Wir	1
27	07785	(000000-) Nut, Hex, Std, M6 X 1.00, Ss	1
28	29499	(000000-) Spring, Extn, 0.75od 0.11wir 04.5l	1
29	31646	(000000-) Sleeve, Nyl, 1.63id 25.0l	1
30	49266	(000000-) Tie, Cable, Nyl, 07.3l .19w 1.8 Max D	2
31	06988	(000000-) Screw, Hex, M16 X 2.00 X 90, 8.8	1
32	27108	(000000-) Screw, Flt, Soc, .50-13 X 2.50, Al	1
33	32492	(000000-) Washer, Flat, 0.38, Std	4
34	01685	(000000-) Washer, Flat, 0.38b 0.88d .08, Ss	1
35	08713	(000000-) Nut, Hex, Lock, M8 X 1.25, NI, Ss	1
36	09028	(000000-) Screw, Hex, M10 X 1.50 X 25, Ss	2
37	41305	(000000-) Pin, Clevis, 0.37d X 0.75l	1

Fig. 19 - Vacuum Fan Control Group

Ref.	Part No.	Serial Number	Description	Qty.
1	1057734	(000000-001286)	Bracket, Switch, Shaker	1
2	375019	(000000-001286)	Lever, Vacfan	1
3	44078	(000000-)	Switch, Push, Spst, No	1
4	9007391	(000000-001286)	Solenoid Kit, 36vdc, Replmt [Thrmsentry]	1
5	87707	(000000-001286)	Bellows, Solenoid, .75-16, 1.5l	1
6	06943	(000000-)	Screw, Hex, M6 X 1.00 X 20, 8.8	3
7	1048565	(000000-)	Tube, Transition, Valve, Ev	1
8	1045627	(000000-)	Bracket, Inlet, Vacfan	1
9	32483	(000000-)	Washer, Flat, 0.25, Sae	6
10	08708	(000000-)	Nut, Hex, Lock, M6 X 1.00, NI	7
11	1044357	(000000-)	Seal, Inlet, Vacuum	1
12	1046590	(000000-)	Rod Wldt, Damper	1
13	360981	(000000-)	Grip, Vyl	1
14	1052653	(000000-)	Plate Wldt, Damper	1
15	1052652	(000000-)	Damper, Inlet	1
16	87983	(000000-)	Seal, Rbr, Damper, 0.06th, 04.1d	1
17	75939	(000000-)	Nut, Hex, Lock, #06-32, NI	2
18	09087	(000000-)	Spring, Extn, 0.96od 0.05wir 01.4l	2
19	07791	(000000-)	Nut, Hex, Flng, M8 X 1.25	2
20	08346	(000000-001286)	Pin, Cotter, .125 X 0.75	1
21	1037354	(000000-)	Screw, Hex, M8 X 1.25 X 30, 9.8, Sems	7
22	25005	(000000-)	Screw, Pan, Phl, 06-32 X 1.00, G1	2
23	1057735	(000000-001291)	Bracket, Switch, Shaker	1
24	386810	(000000-)	Contacto, 36Vdc, 100A, Sp, No	1
25	32984	(000000-)	Washer, Lock, Int, 0.31	2
26	32490	(000000-)	Washer, Flat, 0.25, Std	2
27	20170	(000000-)	Nut, Hex, Jam, .31-24	2
28	07514	(000000-)	Washer, Lock, Int, 10, Ss	2
29	01713	(000000-)	Nut, Hex, Std, 10-32, 2	2
30	1036892	(000000-)	Screw, Hex, M6 X 1.00 X 25, 9.8, Sems	2
31	1037354	(000000-001291)	Screw, Hex, M8 X 1.25 X 30, 9.8, Sems	2
32	1060444	(001287-)	Solenoid Assy, Pull, 36vdc	1
33	1060334	(001287-)	Bracket Wldt, Switch, Shakr	1
34	1060331	(001287-)	Lever, Vacfan	1
35	140147	(001287-)	Sleeve, P/M, 0.25b 0.44d 0.2l, PI	1
36	08179	(001287-)	Pin, Cotter, .094 X 1.00	1
37	32515	(001287-)	Screw, Pan, Phl, 08-32 X 0.38, G1	2
38	19065	(001287-)	Washer, Flat, 08	2

Fig. 20 - Vacuum Fan Group

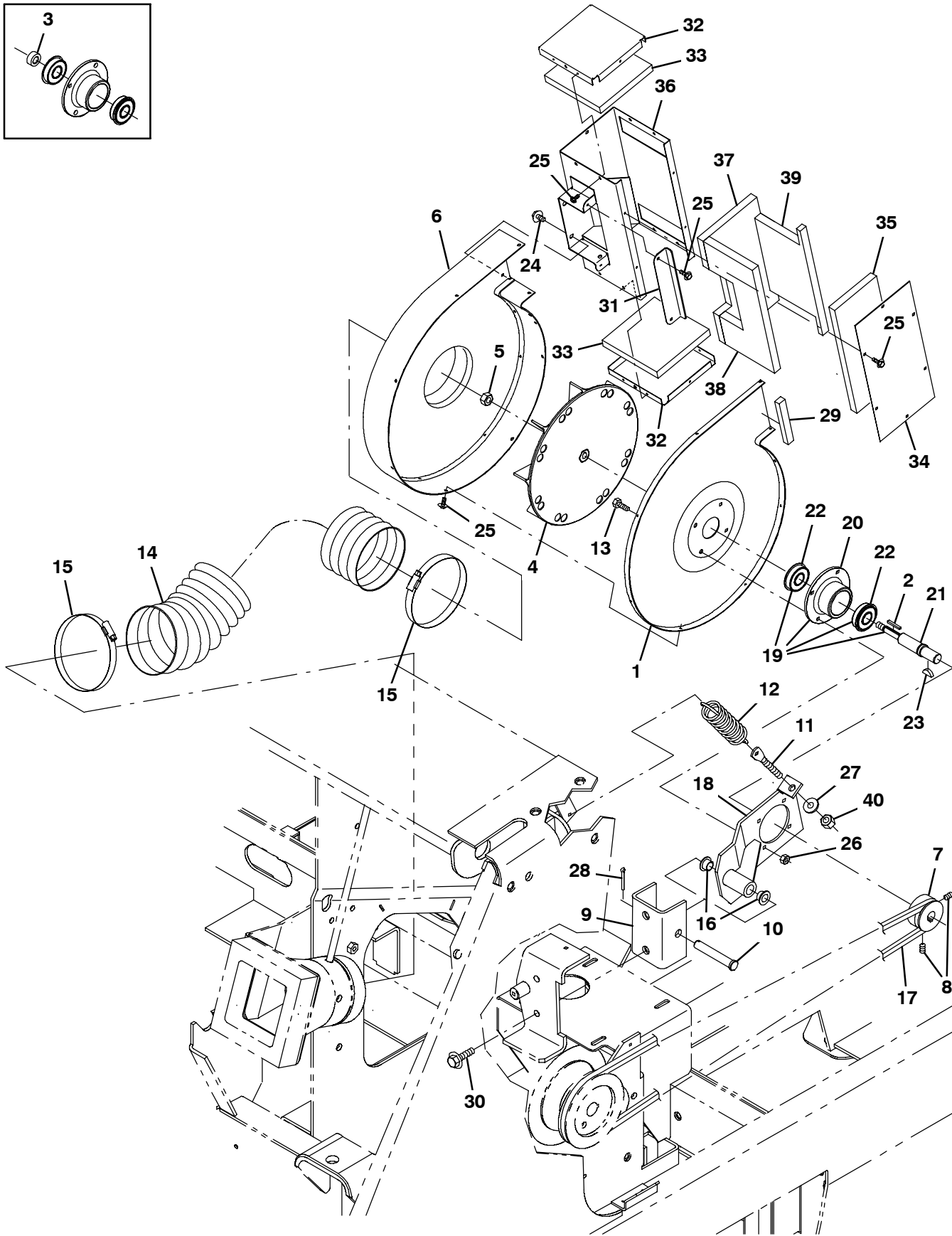
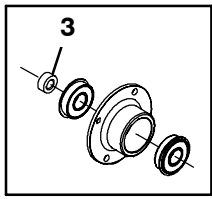


Fig. 20 - Vacuum Fan Group

Ref.	Part No.	Serial Number	Description	Qty.	
1	1052763	(000000-) Housing, Fan, Rear, Impeller	1	
2	00954	(000000-) Key, Sq, 0.12 X 0.12, 1.00l	1	
3	10362	(000000-001456) Tube, 0.38id 0.81od 00.4l, Stl	1	
4	74454	(000000-) Impeller, 9.00d X 1.40w X 0.376b	1	
5	87299	(000000-001456) Nut, Hex, Flexlock, .31-24, Thin	1	
5	71244	(001457-) Nut, Hex, Flexlock, .38-24	1	
6	1052644	(000000-) Housing Wldt, Fan	1	
7	360406	(000000-) Sheave, 01grv, 01.9pd 0.62b [07m]	1	
8	39332	(000000-) Screw, Set, Soc, .25-20 X 0.75, Al	2	
9	1052646	(000000-) Channel, .19, 2.8w 2.0 04.0l, 2/ M10	1	
10	23683	(000000-) Pin, Clevis, 0.50d X 3.00l	1	
11	11843	(000000-) Bolt, Eye, .38-16 X 3.22, 0.28 Eye	1	
12	33372	(000000-) Spring, Extn, 1.25od 0.15wir 06.0l	1	
13	06943	(000000-) Screw, Hex, M6 X 1.00 X 20, 8.8	4	
14	360765	(000000-) Hose, Flex, Vacuum, 04.0d, 017.0l	1	
15	23498	(000000-) Clamp, Hose, Wormdrive, 3.56-4.50d, .50w	2	
16	360917	(000000-) Bushing, Flng, 0.50b 0.59d 0.38l	2	
17	360753	(000000-) Belt, V, 32.2l [07m]	1	
18	1052647	(000000-) Bracket Wldt, Mtg, Fan	1	
▽	19	387387	(000000-) Shaft Assy, Brg	1
▲	20	41561	(000000-) Housing, Flng, Brg	1
▲	21	387376	(000000-) Shaft, Impeller	1
▲	22	32525	(000000-) Bearing, Ball, 0.67b 1.57d 0.47w	2
	23	00500-10	(000000-) Key, Woodruff, 0.19 0.75 [Asa0606]	1
	24	74455	(000000-) Screw, Hex, M6 X 1.00 X 12, Fmg	2
	25	87838	(000000-) Screw, Hex, 06-20 X 0.50, Fmg/Ab, Pl	27
	26	08708	(000000-) Nut, Hex, Lock, M6 X 1.00, NI	4
	27	32492	(000000-) Washer, Flat, 0.38, Std	1
	28	08175	(000000-) Pin, Cotter, .125 X 1.25	1
	29	361327	(000000-) Seal, Ure, 0.50, 0.75w 04.0l Adh	1
	30	1037358	(000000-) Screw, Hex, M10 X 1.50 X 35, 9.8, Sems	2
	31	1053393	(000000-) Angle, Mtg, Muffler, Vacfan	1
	32	1052650	(000000-) Panel, Muffler, Fan	2
	33	361993	(000000-) Insulation, Acstc, 0.5, 04.6 X 04.4	2
	34	1052651	(000000-) Plate, Cover, Muffler	1
	35	361937	(000000-) Insulation, Acstc, 0.5, 08.6 X 03.6	1
	36	1052649	(000000-) Muffler Wldt, Fan	1
	37	361995	(000000-) Insulation, Acstc, 0.5, 08.6 X 04.6 Ntch	1
	38	361936	(000000-) Insulation, Acstc, 0.5, 08.6 X 04.2 Ntch	1
	39	361994	(000000-) Insulation, Acstc, 0.5, 08.7 X 04.2 Ntch	1
	40	50902	(000000-) Nut, Hex, Lock, .38-16, NI	1

Fig. 21 - Hopper Lift Arms Group

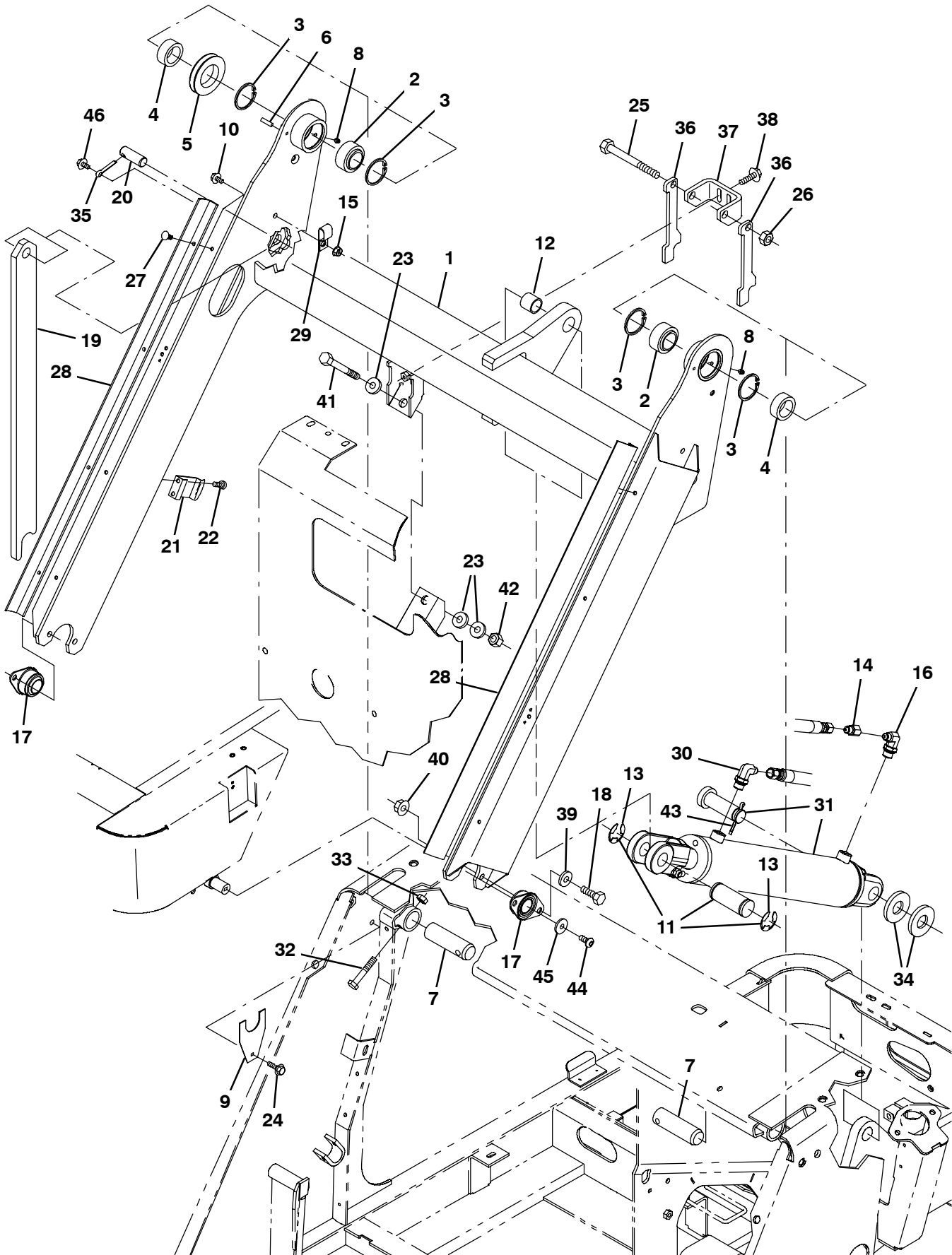


Fig. 21 - Hopper Lift Arms Group

Ref.	Part No.	Serial Number	Description	Qty.	
1	9006900	(000000-) Arm, Lift, Hppr, W/ Label [S20] Na	1	
1	9006902	(000000-) Arm, Lift, Hppr, W/ Label [S20] Jp	1	
2	42120-1	(000000-) Bearing, Self Align, 1.25b 2.00d	2	
3	59542	(000000-) Ring, Retaining, Int, 2.00d	4	
4	360455	(000000-) Sleeve, P/M, 1.25b 1.75d 0.7l [430ss]	2	
5	360077	(000000-) Pulley, Cable, 3.0d 1.76b, .25d Cable	1	
6	17404	(000000-) Pin, Roll, .250d X 0.75l, .250/.256	1	
7	360064	(000000-) Pin, 1.25d 04.0l, 1/.34h, Stl	2	
8	07259	(000000-) Fitting, Grease, Str Pm04 .47l	2	
9	360768	(000000-) Plate, Spacer, Lift Arm	8	
10	1020341	(000000-) Screw, Hex, M8 X 1.25 X 20, Ss, Sems	1	
▽	11	361295	(000000-) Pin Assy, Clevis, Hppr Lift	1
▲	12	35529	(000000-) Bushing, Sleeve, 1.00b 1.13d 0.99l, Fgl	1
▲	13	23788	(000000-) Ring, Retaining, Ext, 0.98d, [E-Ring]	2
14	16455	(000000-) Fitting, Hyd, Rst, Jf04/Jm04, .047	1	
15	07791	(000000-) Nut, Hex, Fing, M8 X 1.25	1	
16	47638	(000000-) Fitting, Hyd, E90, Jm04/Om06	1	
17	87216	(000000-) Bearing, Fing, 2hole, 1.00b	2	
18	09028	(000000-) Screw, Hex, M10 X 1.50 X 25, Ss	4	
19	9007372	(000000-) Arm, Safety, Hppr, W/ Label [S20]	1	
19	9007374	(000000-) Arm, Safety, Hppr, W/ Label, Tj [S20]	1	
20	360386	(000000-) Pin, 0.75d 02.0l, 1/.31h, Stl	1	
21	87244	(000000-) Clip, Spring, Prop Arm	1	
22	48732	(000000-) Screw, Pan, Phl, M6 X 1.00 X 10, Ss	2	
23	36328	(000000-) Washer, Flat, Belleville, .50	3	
24	12459	(000000-) Screw, Hex, M6 X 1.00 X 20, Fmg	2	
25	12138	(000000-) Screw, Hex, M12 X 1.75 X 120, 8.8	1	
26	08711	(000000-) Nut, Hex, Lock, M12 X 1.75, NI	1	
27	21168	(000000-) Plug, Hole, Rnd, 0.25h 0.8l, Brb, Nyl	8	
28	1053746	(000000-) Seal, Cover	2	
29	67366	(000000-) Clamp, Cable, Stl, 1.0x2.0x0.62w, 1hole	1	
30	56820	(000000-) Fitting, Hyd, E90, Jm06/Om06	1	
31	1026362	(000000-) Cylinder, Hyd, 2.5b 24.8l 13.50strk 3000	1	
32	06957	(000000-) Screw, Hex, M8 X 1.25 X 60, 8.8	2	
33	08709	(000000-) Nut, Hex, Lock, M8 X 1.25, NI	2	
34	32598	(000000-) Washer, Flat, 1.02b 1.75d .12, Stl	2	
35	08361	(000000-) Pin, Cotter, .250 X 1.25	1	
36	1052203	(000000-) Plate, Mtg, Pin	2	
37	1052231	(000000-) Channel, Mtg, Lock	1	
38	1037355	(000000-) Screw, Hex, M8 X 1.25 X 35, 9.8, Sems	2	
39	32492	(000000-) Washer, Flat, 0.38, Std	4	
40	07792	(000000-) Nut, Hex, Fing, M10 X 1.50	4	
41	34877	(000000-) Screw, Hex, M10 X 1.50 X 100, 8.8	1	
42	41430	(000000-) Nut, Hex, Lock, M10 X 1.5, NI	1	
43	08298	(000000-) Pin, Cotter, .187 X 1.75	1	
44	17284	(001071-) Screw, Btn, M8 X 1.25 X 16, Ss	2	
45	30013	(001071-) Washer, Flat, 0.31, Fendr	2	

Fig. 22 - Hopper Group, Plastic

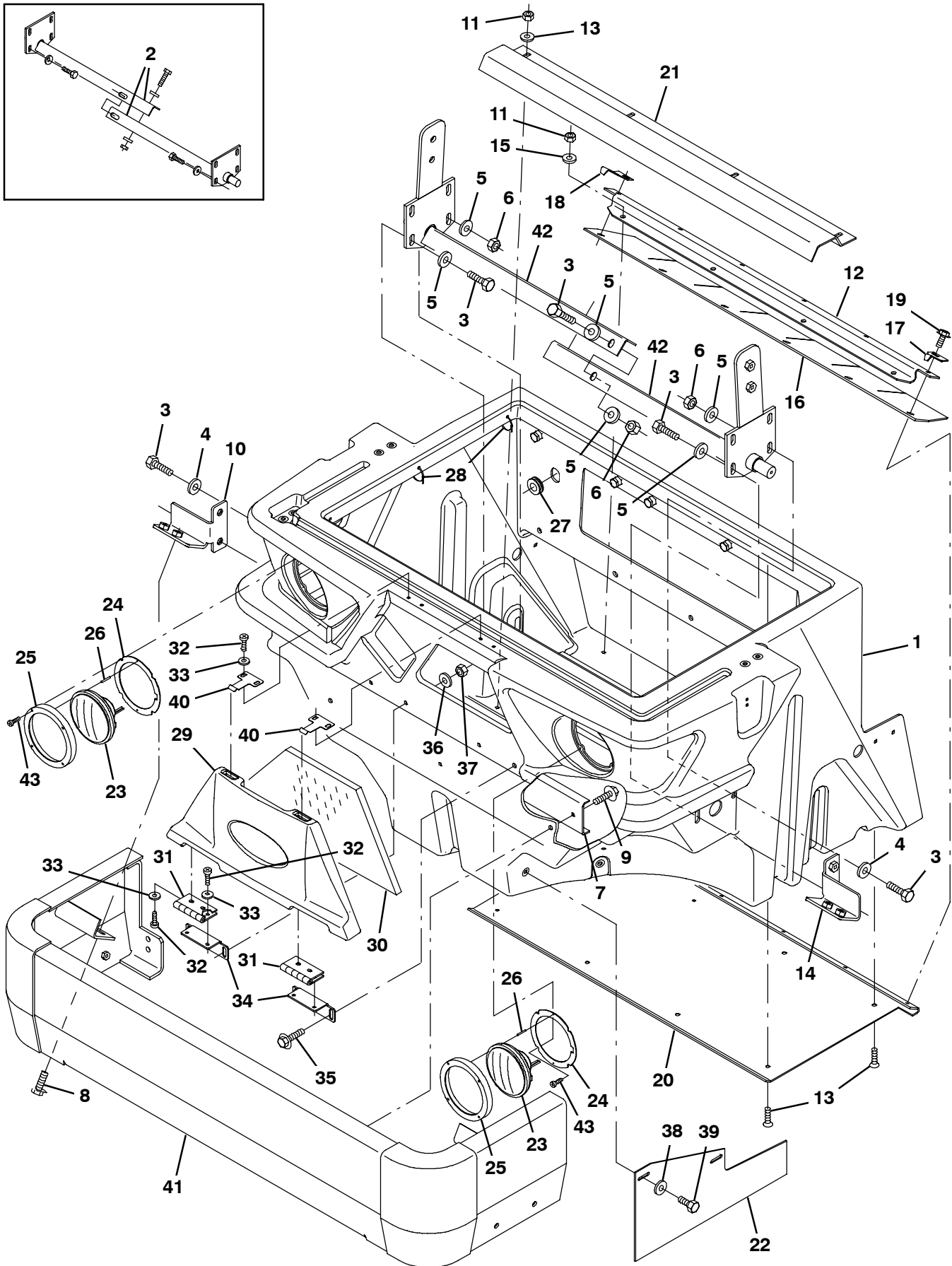


Fig. 22 -Hopper Group, Plastic

Ref.	Part No.	Serial Number	Description	Qty.
1	1043490	(000000-) Hopper [S20]	1
2	1048990	(000000-001070) Plate Wldt, Pivot	2
3	12317	(000000-) Screw, Hex, M10 X 1.50 X 30, Ss	10
4	1014563	(000000-) Washer, Flat, 0.40b 1.12d .12, Ss	4
5	32492	(000000-) Washer, Flat, 0.38, Std	12
6	41430	(000000-) Nut, Hex, Lock, M10 X 1.5, NI	6
7	360602	(000000-) Plate, Sppt, Bmpr	1
8	1037358	(000000-) Screw, Hex, M10 X 1.50 X 35, 9.8, Sems	4
9	1037355	(000000-) Screw, Hex, M8 X 1.25 X 35, 9.8, Sems	4
10	1049253	(000000-) Bracket, Mtg, Bmpr, Front, Rh	1
11	08708	(000000-) Nut, Hex, Lock, M6 X 1.00, NI	8
12	1052452	(000000-) Strip, Retainer, Hppr Lip	1
13	06415	(000000-) Screw, Flt, Soc, M6 X 1.00 X 25, 10.9	12
14	1049263	(000000-) Bracket, Mtg, Bmpr, Front, Lh	1
15	32490	(000000-) Washer, Flat, 0.25, Std	4
16	360327	(000000-) Skirt, Neo, .12, 05.20w 36.10l, 06/ SI	1
17	360893	(000000-) Deflector, Hppr, Lh	1
18	360894	(000000-) Deflector, Hppr, Rh	2
19	361339	(000000-) Screw, Hex, M6 X 1.00 X 16, Fmg	6
20	1052454	(000000-) Plate, Wear	1
21	1048732	(000000-) Bracket, Angle, Hppr Bottom Stiffener	1
22	1047575	(000000-) Skirt, Neo, .12 2ply, Dust-Cntrl	1
23	1048488	(000000-) Headlight , 36v	2
23	1048096	(000000-) Headlight, 36vdc, Led, UL	2
24	1048116	(000000-) Plate, Retainer, Headlight	2
25	1049015	(000000-) Plate, Sppt, Headlight	2
26	46029	(000000-) Pin, Roll, .094d X 0.87l, .094/.097	8
27	10632-18	(000000-) Grommet, Rbr, 0.69id, F/1.0h, .25 Matl	1
28	49266	(000000-) Tie, Cable, Nyl, 07.3l .19w 1.8 Max D	8
29	1044254	(000000-) Door, Access, Hppr	1
30	1045365	(000000-) Seal, Door, Access	1
31	1049102	(000000-) Hinge, .25pin .12 3.0w 03.0l, 4/0.28sl	2
32	09200	(000000-) Screw, Pan, Phl, M5 X 0.80 X 12, Ss	12
33	19066	(000000-) Washer, Flat, 10	12
34	1044907	(000000-) Bracket, Mtg, Hinge	2
35	1037354	(000000-) Screw, Hex, M8 X 1.25 X 30, 9.8, Sems	4
36	32491	(000000-) Washer, Flat, 0.31, Std	4
37	08709	(000000-) Nut, Hex, Lock, M8 X 1.25, NI	4
38	30013	(000000-) Washer, Flat, 0.31, Fendr	2
39	49826	(000000-) Screw, Hex, M8 X 1.25 X 16, NI, Ss	2
40	1044900	(000000-) Latch, Door	2
41	1042875	(000000-) Bumper Wldt, Front	1
42	1058662	(001071-) Plate Wldt, Pivot	2
43	1053318	(000000-) Screw, Pan, Phl, 08-16 X 1.00, F/ Plstc	8

Fig. 23 - Hopper Cover Group

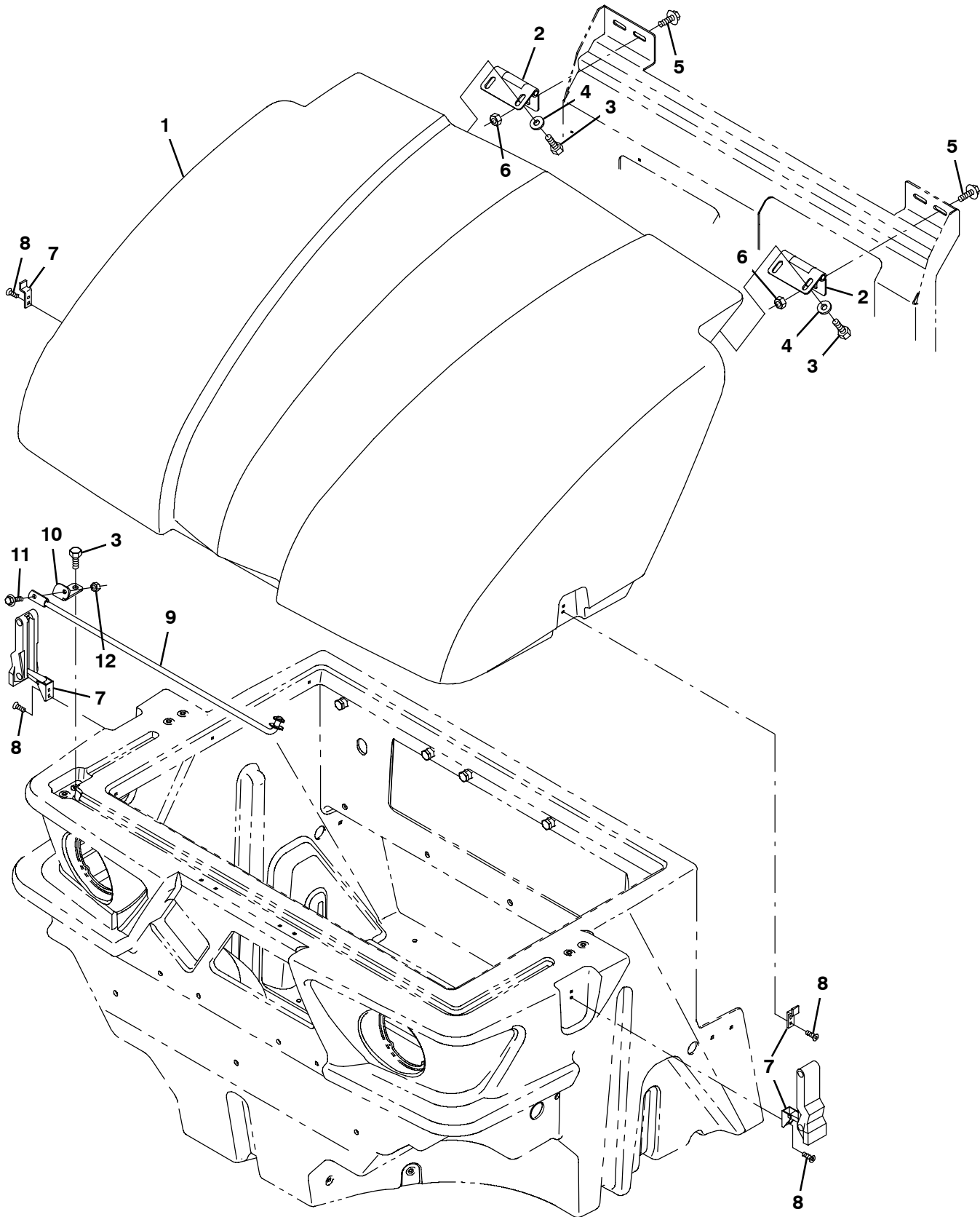


Fig. 23 - Hopper Cover Group

Ref.	Part No.	Serial Number	Description	Qty.
1	1043938	(000000-) Cover, Hppr	1
2	1044214	(000000-) Hinge, .38pin .12 3.5w 4.0l [Oal]	2
3	16735	(000000-) Screw, Hex, M8 X 1.25 X 16, 8.8	6
4	32491	(000000-) Washer, Flat, 0.31, Std	8
5	1037346	(000000-) Screw, Hex, M8 X 1.25 X 25, 9.8, Sems	4
6	07791	(000000-) Nut, Hex, Fling, M8 X 1.25	4
7	360824	(000000-) Latch	2
8	09200	(000000-) Screw, Pan, Phl, M5 X 0.80 X 12, Ss	8
9	1045434	(000000-) Rod Wldt, Safety, Hppr Cover	1
10	1045423	(000000-) Bracket, Rod, Safety	1
11	1036892	(000000-) Screw, Hex, M6 X 1.00 X 25, 9.8, Sems	1
12	08708	(000000-) Nut, Hex, Lock, M6 X 1.00, NI	1

Fig. 24 - Hopper Support Group (001071-)

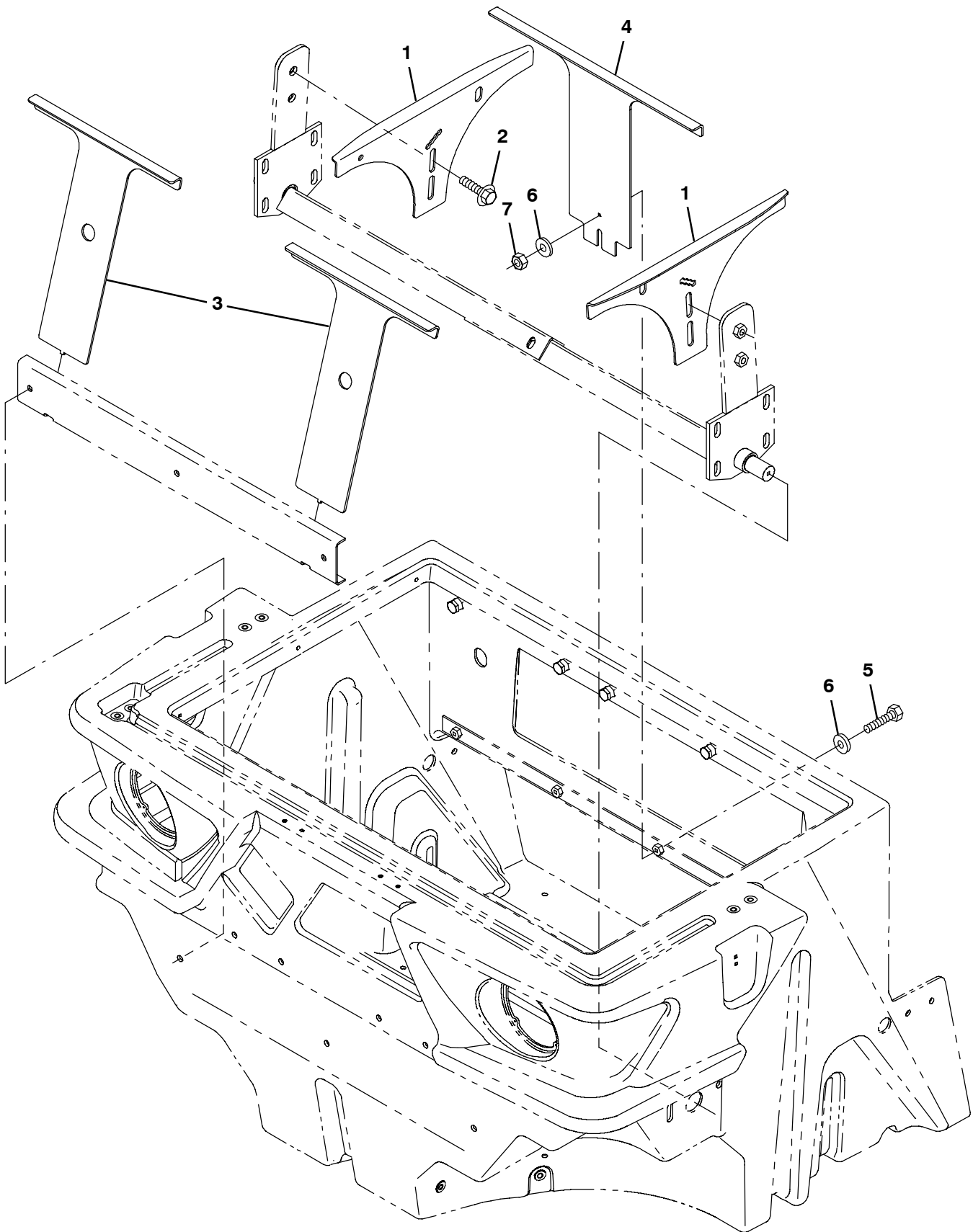


Fig. 24 - Hopper Support Group (001071-)

Ref.	Part No.	Serial Number	Description	Qty.
1	1060278	(001071-) Support, Hppr, Lip, Side	2
2	1037358	(001071-) Screw, Hex, M10 X 1.50 X 35, 9.8, Sems	4
3	1059119	(001071-) Support, Hppr, Lip, Front	2
4	1059158	(001071-) Support, Hppr, Lip, Back	1
5	04375	(001071-) Screw, Hex, M8 X 1.25 X 40, 8.8, FI	1
6	32491	(001071-) Washer, Flat, 0.31, Std	2
7	08709	(001071-) Nut, Hex, Lock, M8 X 1.25, NI	1

Fig. 25 - Hopper Dump Door Group

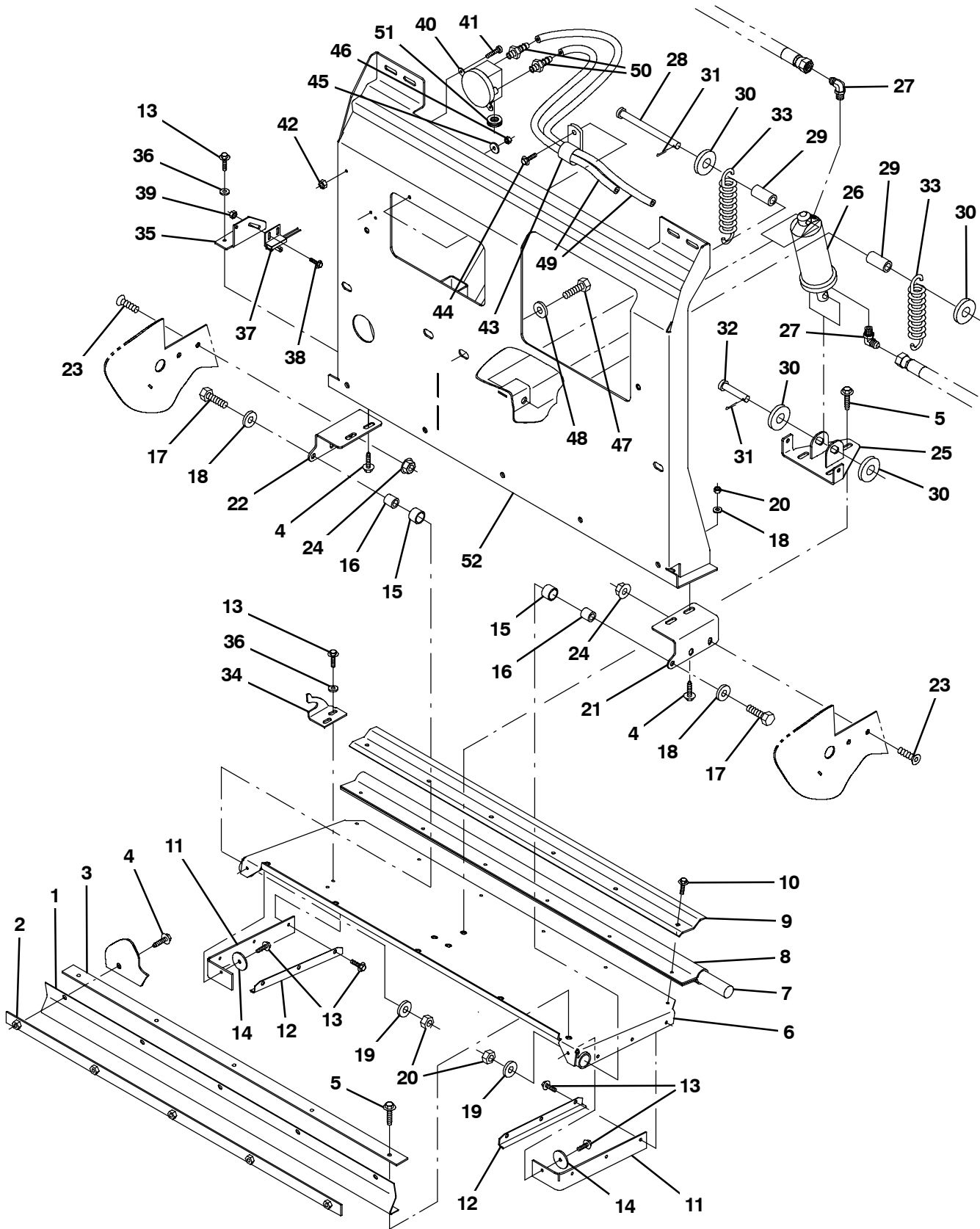


Fig. 25 - Hopper Dump Door Group

Ref.	Part No.	Serial Number	Description	Qty.
1	360336	(000000-) Seal	1
2	1047280	(000000-) Strip Wldt, Seal, Door	1
3	1051115	(000000-) Strip, Retainer	1
4	1037354	(000000-) Screw, Hex, M8 X 1.25 X 30, 9.8, Sems	9
5	1037346	(000000-) Screw, Hex, M8 X 1.25 X 25, 9.8, Sems	8
6	1051045	(000000-) Door Wldt, Dump, Hppr	1
7	87689	(000000-) Cord, Sponge, Neo, 1.0d 36.3l	1
8	360603	(000000-) Seal, Rbr, .13 6.34w 36.3l, 12/.28h, Red	1
9	1052446	(000000-) Strip, Retainer, Dump Door	1
10	12459	(000000-) Screw, Hex, M6 X 1.00 X 20, Fmg	6
11	1055583	(000000-) Seal, Rbr, Clsd, 0.13, Door, Dump, Side	2
12	360424	(000000-) Retainer, Seal, Hppr Door, Side	2
13	74455	(000000-) Screw, Hex, M6 X 1.00 X 12, Fmg	12
14	41178	(000000-) Washer, Flat, 0.25, Fendr	2
15	64379	(000000-) Bushing, Sleeve, 0.75b 0.88d 0.75l, Tef	2
16	87104	(000000-) Tube, 0.38id 0.75od 00.9l, Stl	2
17	09026	(000000-) Screw, Hex, M8 X 1.25 X 40, Ss	2
18	32491	(000000-) Washer, Flat, 0.31, Std	6
19	32492	(000000-) Washer, Flat, 0.38, Std	2
20	08709	(000000-) Nut, Hex, Lock, M8 X 1.25, NI	6
21	1050243	(000000-) Bracket, Angle, Pivot, Door, Dump, Lh	1
22	1050242	(000000-) Bracket, Angle, Pivot, Door, Dump, Rh	1
23	79246	(000000-) Screw, Flt, Soc, M8 X 1.25 X 20, 18-8,Ss	4
24	07791	(000000-) Nut, Hex, Flng, M8 X 1.25	4
25	1051049	(000000-) Bracket, Mtg, Cyl	1
26	1038176	(000000-) Cylinder, Hyd, 2.0b 08.0l 04.00strk 2500	1
27	77097	(000000-) Fitting, Hyd, E90, Jm04/Om04	2
28	51225-1	(000000-) Pin, Clevis, 0.50d X 6.00l	1
29	360848	(000000-) Spacer, 0.56b 0.88d 1.82l, PI	2
30	32486	(000000-) Washer Flat,0.50,Sae	4
31	08182	(000000-) Pin, Cotter, .125 X 1.00	2
32	11211	(000000-) Pin, Clevis, 0.50d X 2.25l	1
33	360606	(000000-) Spring, Tens	2
34	1051773	(000000-) Bracket, Door, Indicator	1
35	1051766	(000000-) Bracket, Door, Indicator	1
36	32490	(000000-) Washer, Flat, 0.25, Std	4
37	59965	(000000-) Switch, Snap, 15a No, Rlr	1
38	09244	(000000-) Screw, Hex, M5 X 0.80 X 16, 8.8	2
39	06549	(000000-) Nut, Hex, Lock, M5 X 0.80, NI	2
40	1051800	(000000-) Switch, Press	1
41	06927	(000000-) Screw, Pan, Phl, M4 X 0.70 X 16, 4.8	2
42	02850	(000000-) Nut, Hex, Lock, M4 X 0.70, NI	2
43	67767	(000000-) Clamp, Cable, Stl, 0.69d X 0.62w, 1hole	1
44	1036892	(000000-) Screw, Hex, M6 X 1.00 X 25, 9.8 Sems	1
45	32490	(000000-) Washer, Flat, 0.25, Std	1
46	08708	(000000-) Nut, Hex, Lock, M6 X 1.00, NI	1
47	15675	(000000-) Screw, Hex, M8 X 1.25 X 16, Ss	5
48	1014563	(000000-) Washer, Flat, 0.40b 1.12d .12, Ss	5
49	379719	(000000-) Hose, Vacuum, 0.16id X 060.0l	1
50	40607	(000000-) Fitting, Brs, Str, Bm03/Pm02	2
51	10632-4	(000000-) Grommet, Rbr, 0.62id, F/0.9h, .06 Matl	1
52	1044273	(000000-) Plate Wldt, Back, Hppr	1

Fig. 26 - Hopper Filter Shaker Group

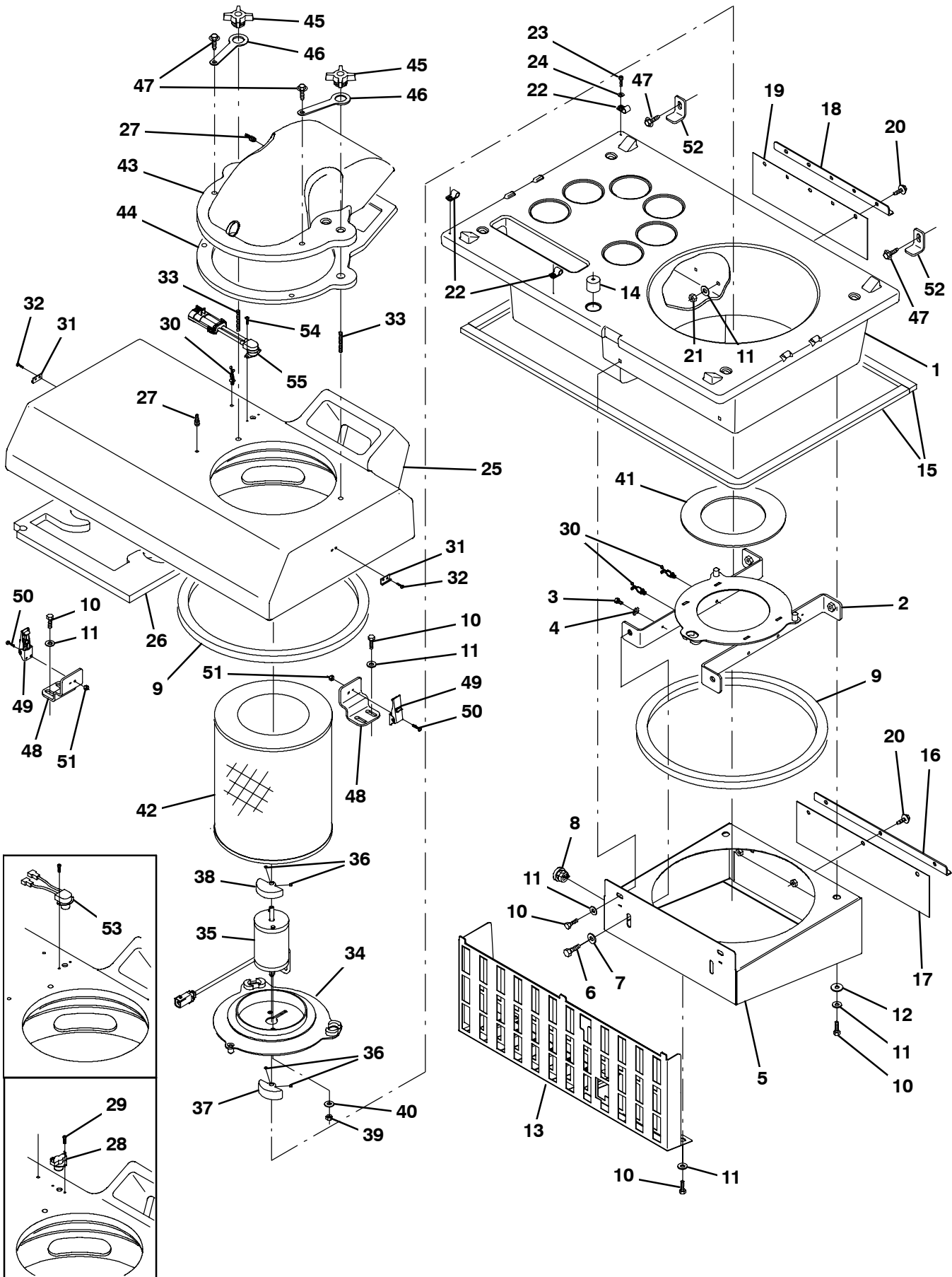
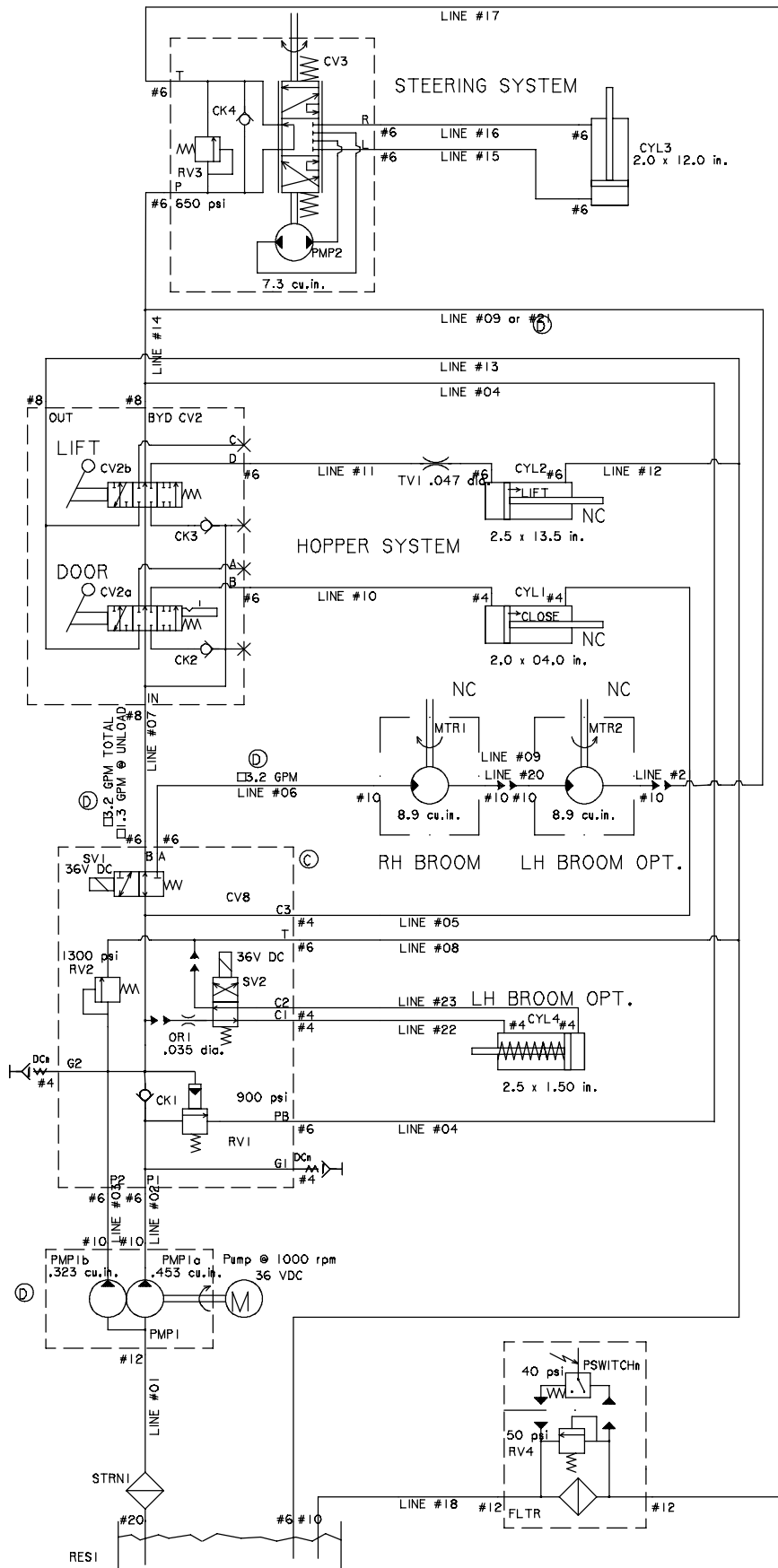


Fig. 26 - Hopper Filter Shaker Group

Ref.	Part No.	Serial Number	Description	Qty.
1	1043815	(000000-) Tray, Mold	1
2	1044285	(000000-) Tray, Dust, Shagr	1
3	74455	(000000-) Screw, Hex, M6 X 1.00 X 12, Fmg	1
4	41140	(000000-) Washer, Lock, Int-Ext, 0.25	1
5	1043383	(000000-) Tray Wldt, Dust [Cyclone]	1
6	06961	(000000-) Screw, Hex, M10 X 1.50 X 20, 8.8	4
7	32492	(000000-) Washer, Flat, 0.38, Std	6
8	1051199	(000000-) Strainrelief	1
9	1057960	(000000-) Gasket, Tray	2
10	16735	(000000-) Screw, Hex, M8 X 1.25 X 16, 8.8	11
11	32491	(000000-) Washer, Flat, 0.31, Std	16
12	30013	(000000-) Washer, Flat, 0.31, Fendr	2
13	1039250	(000000-) Plate Wldt, Perma-Filter	1
14	1049982	(000000-) Seal, Foam	1
15	1050106	(000000-) Gasket, Tray	2
16	1042282	(000000-) Retainer, Seal, Dust, .12 X 0.8w X 33.6l	1
17	1042285	(000000-) Seal Assy, Pre-Filter	1
18	1049408	(000000-) Retainer, Seal, Dust, .12 X 0.8w X 33.6l	1
19	1049409	(000000-) Seal Assy, Pre-Filter	1
20	1037355	(000000-) Screw, Hex, M8 X 1.25 X 35, 9.8, Sems	8
21	08709	(000000-) Nut, Hex, Lock, M8 X 1.25, NI	5
22	67767	(000000-) Clamp, Cable, Stl, 0.69d X 0.62w, 1hole	3
23	360943	(000000-) Screw, Pan, Phl, 10-14 X 0.75, F/ Plstc	1
24	19066	(000000-) Washer, Flat, 10	1
25	1043817	(000000-) Cover, Mold	1
26	1057959	(000000-) Gasket, Tray	1
27	40607	(000000-) Fitting, Brs, Str, Bm03/Pm02	2
28	87546	(000000-001070) Sensor, Thermal, 140deg, No, Spst	1
29	360973	(000000-001070) Screw, Pan, 12-16 X 0.50, F/ Plstc	2
30	30406	(000000-) Clip, Keeper	3
31	384419	(000000-) Bracket, Latch, Keeper [Southco]	2
32	49697	(000000-) Screw, Pan, Phl, M4 X 0.70 X 10, Ss	4
33	1049860	(000000-) Stud, M8 X 1.25 [55.0]	2
34	1044352	(000000-) Bracket Wldt, Fltr	1
35	1047349	(000000-) Motor, Ele, 36Vdc 2315Rpm 0.10Hp 08.9A	1
36	39322	(000000-) Screw, Set, Soc, 10-24 X 0.38, Al	4
37	1053321	(000000-) Weight, Eccentric, Pntd	1
38	1053291	(000000-) Weight, Eccentric, Pntd	1
39	86618	(000000-) Nut, Hex, Lock, #10-32, NI	2
40	07514	(000000-) Washer, Lock, Int, 10, Ss	2
41	1044351	(000000-) Spacer, Fltr	1
42	1045900	(000000-) Filter, Cyl, 11.09d, 13.31l, 6.724 ld	1
43	1043819	(000000-) Elbow, Mold	1
44	1044356	(000000-) Gasket, Cover	1
45	1048335	(000000-) Knob, Star, 2.75d 4ear 1.1l M8x1.25	2
46	1048353	(000000-) Strap, Rbr	2
47	1037346	(000000-) Screw, Hex, M8 X 1.25 X 25, 9.8, Sems	4
48	1044146	(000000-) Bar, Cover	1
49	384418	(000000-) Latch, Door [Southco 91-562-07]	2
50	24265	(000000-) Screw, Pan, Phl, M4 X 0.70 X 16, Ss	4
51	02850	(000000-) Nut, Hex, Lock, M4 X 0.70, NI	4
52	1052919	(000000-) Bracket, Tray	2
53	1056298	(001071-001361) Switch, Temp, Sealed, Nc	1
54	763149	(001071-) Screw, Pan, 06- X 0.38, F/ Plstc	2
55	1061575	(001362-)	1

Fig. 27 - Hydraulic Schematic



354980 - 1048769

Fig. 28 - Hydraulic Hose Group

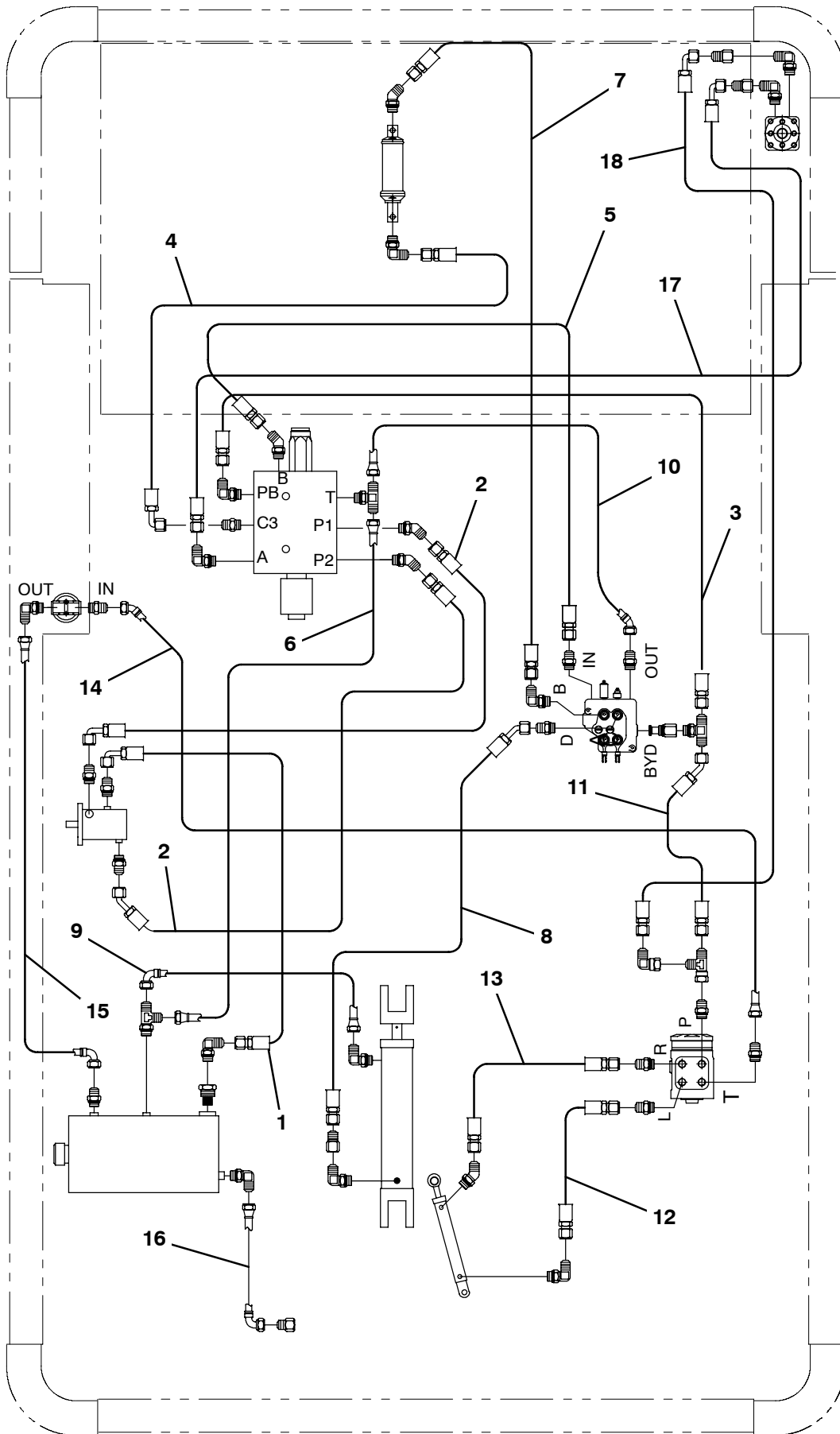


Fig. 28 - Hydraulic Hose Group

Ref.	Part No.	Serial Number	Description	Qty.
1	361038	(000000-) Hose, Hyd, Suc12, Jf12e90/Jf12str, 024.0	1
2	387282	(000000-) Hose, Hyd, Tc06, Jf06e90/Jf06str, 024.0	2
3	361040	(000000-) Hose, Hyd, Tc06, Jf06e90/Jf06str, 034.0	1
4	82819	(000000-) Hose, Hyd, Med04, Jf04e90/Jf04str, 088.0	1
5	1055376	(000000-) Hose, Hyd, Tc06, Jf06str/Jf06str, 020.0	1
6	76762	(000000-) Hose, Hyd, Low06, Jf06str/Jf06str, 026.0	1
7	1027321	(000000-) Hose, Hyd, Tc04, Jf04str/Jf04e90, 070.0	1
8	57972	(000000-) Hose, Hyd, Med04, Jf04e45/Jf04str, 018.0	1
9	31603	(000000-) Hose, Hyd, Low06, Jf06e90/Jf06str, 052.0	1
10	361031	(000000-) Hose, Hyd, Low06, Jf06e45/Jf06str, 022.0	1
11	361045	(000000-) Hose, Hyd, Med06, Jf06e45/Jf06str, 021.0	1
12	361053	(000000-) Hose, Hyd, Med06, Jf06str/Jf06str, 030.0	1
13	71556	(000000-) Hose, Hyd, Med06, Jf06str/Jf06str, 042.0	1
14	361032	(000000-) Hose, Hyd, Low08, Jf08e45/Jf08str, 024.0	1
15	71557	(000000-) Hose, Hyd, Low08, Jf08e90/Jf08str, 032.0	1
16	57974	(000000-) Hose, Hyd, Low08, Jf08e90/Jf08str, 024.0	1
17	02469	(000000-) Hose, Hyd, Med06, Jf06e90/Jf06str, 100.0	1
18	31597	(000000-) Hose, Hyd, Med06, Jf06e90/Jf06str, 068.0	1

Fig. 29 - Hydraulic Reservoir Group

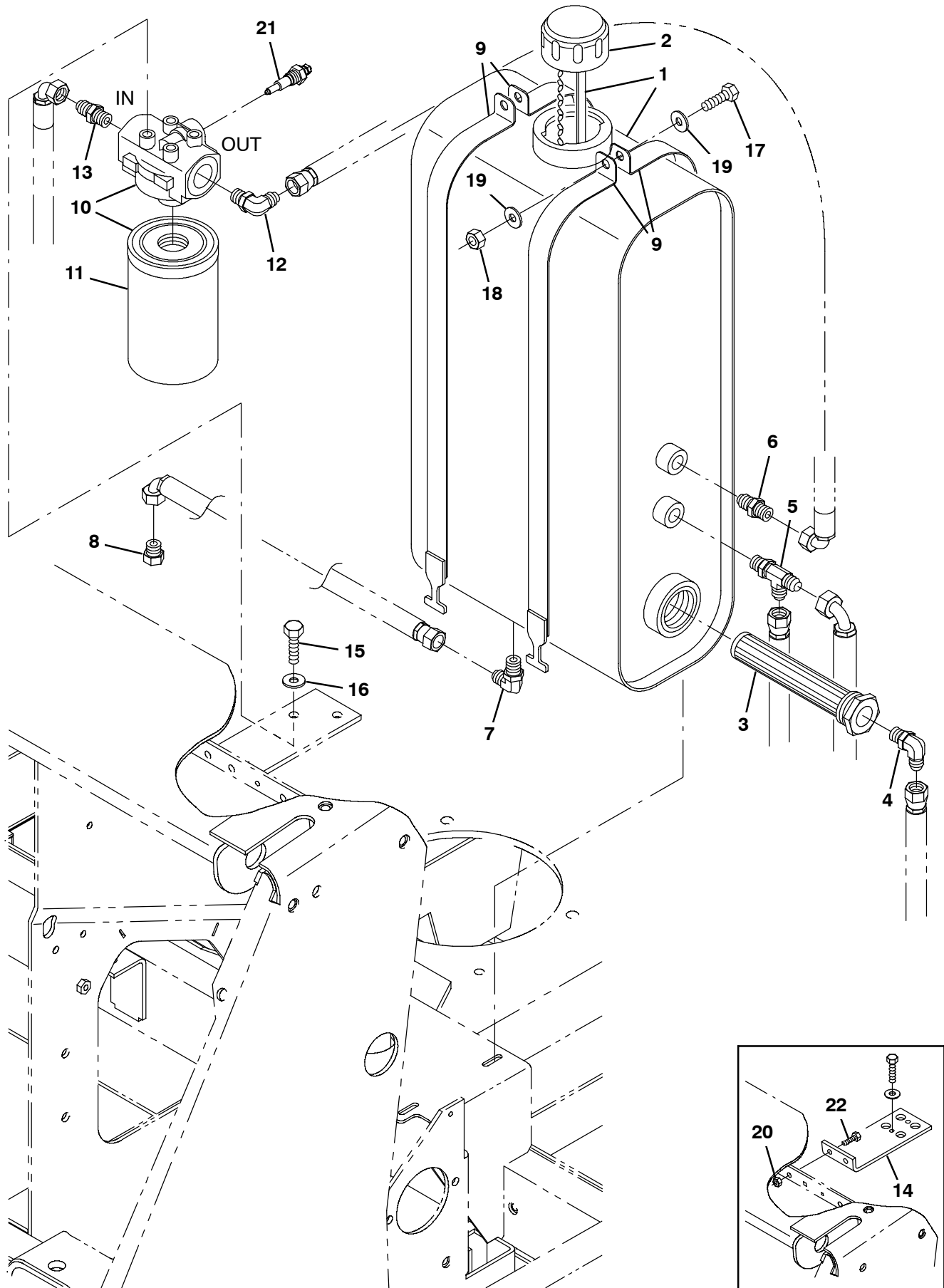
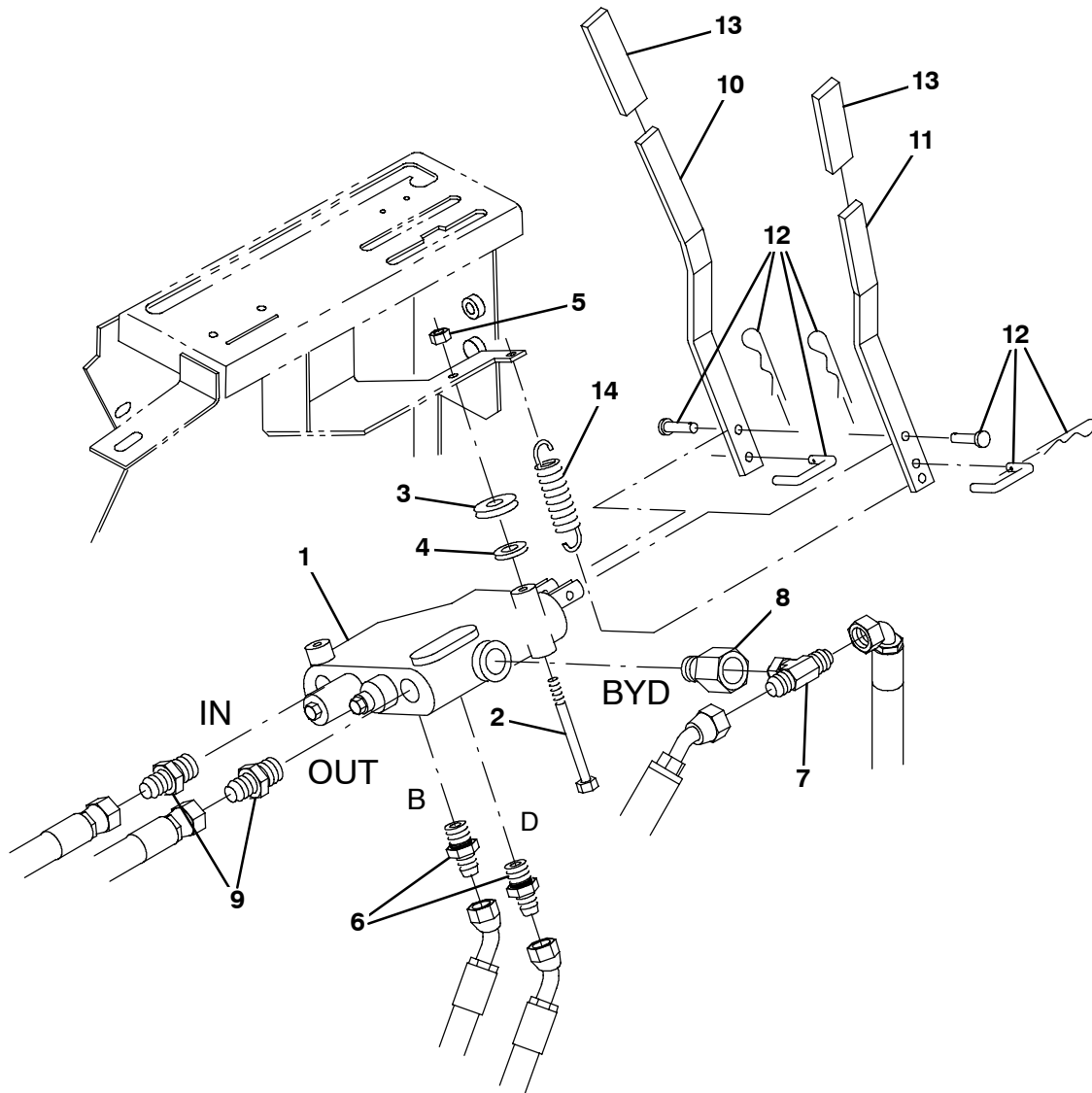


Fig. 29 - Hydraulic Reservoir Group

Ref.	Part No.	Serial Number	Description	Qty.
▽	1	361271	(000000-) Reservoir, 02.8gal, W/ Label [6400e]	1
▲	2	360991	(000000-) Cap, Breather, Hyd, 5.2 Ds	1
▲	70006	(000000-) Gasket, Cap, Breather, Hyd	1	
3	361023	(000000-) Strainer, Hyd, 010gpm 100mesh	1	
4	46481	(000000-) Fitting, Hyd, E90, Jm12/Om12	1	
5	76316	(000000-) Fitting, Hyd, Tee, Jm06/Jm06/Om06, Run	1	
6	56692	(000000-) Fitting, Hyd, Str, Jm08/Om10	1	
7	56821	(000000-) Fitting, Hyd, E90, Jm08/Om10	1	
8	16376	(000000-) Fitting, Hyd, Plug, Jm08	1	
9	1051866	(000000-) Strap Wldt, Tank, Hyd	4	
▽	10	10664	(000000-) Filter Assy, Hyd, 10mic 035gpm, Spin-On	1
▲	11	65221	(000000-) Element, Fltr, Oil, Spin-On	1
12	47655	(000000-) Fitting, Hyd, E90, Jm08/Om12	1	
13	42227	(000000-) Fitting, Hyd, Str, Jm08/Om12	1	
14	1051892	(000000-001291) Bracket, Mtg, Fltr, Hyd	1	
15	34195	(000000-) Screw, Hex, .38-16 X 1.00, NI	2	
16	32485	(000000-) Washer, Flat, 0.38, Sae	2	
17	1037354	(000000-) Screw, Hex, M8 X 1.25 X 30, 9.8, Sems	2	
18	08709	(000000-) Nut, Hex, Lock, M8 X 1.25, NI	2	
19	32490	(000000-) Washer, Flat, 0.25, Std	4	
20	07791	(000000-001291) Nut, Hex, Flng, M8 X 1.25	2	
21	361198	(000000-) Switch Assy, Press, No/Nc 0040Psi	1	
22	1037354	(000000-001291) Screw, Hex, M8 X 1.25 X 30, 9.8, Sems	2	

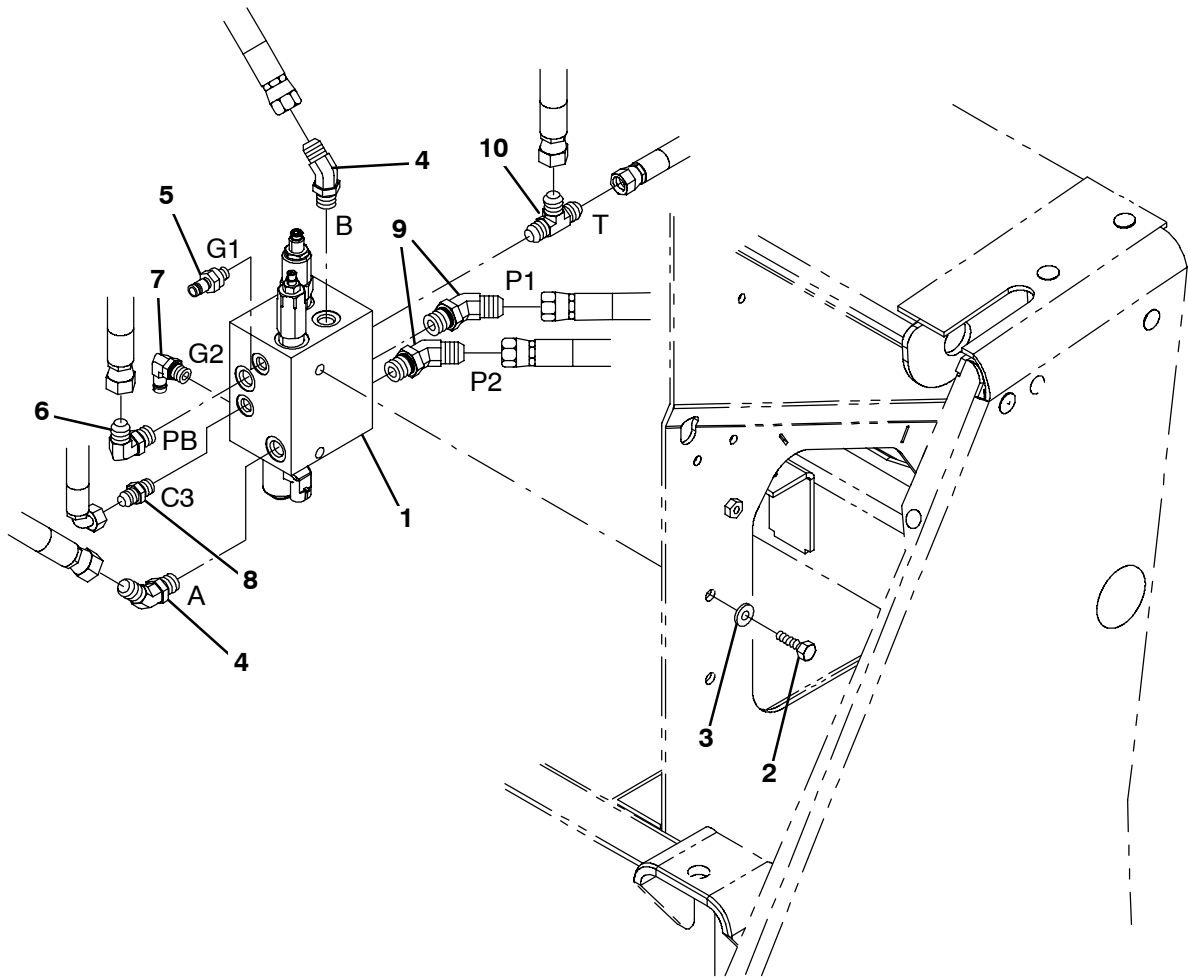
Fig. 30 - Hydraulic Control Valve Group



356016- E

Ref.	Part No.	Serial Number	Description	Qty.
1	361012	(000000-) Valve, Hyd, Mnl, 2spool 0100psi 10gpm (See Breakdowns)	1
2	06949	(000000-) Screw, Hex, M6 X 1.00 X 50, 8.8	2
3	63416	(000000-) Washer, Flat, 0.31b 0.88d .12, Rbr	2
4	32491	(000000-) Washer, Flat, 0.31, Std	2
5	08708	(000000-) Nut, Hex, Lock, M6 X 1.00, NI	2
6	55685	(000000-) Fitting, Hyd, Str, Jm04/Om06	2
7	67683	(000000-) Fitting, Hyd, Tee, Jm06/Jm06/Om06, Br	1
8	361028	(000000-) Plug Assy, Hyd	1
9	52402	(000000-) Fitting, Hyd, Str, Jm06/Om08	2
10	360062	(000000-) Handle, Cntrl, Valve	1
11	360063	(000000-) Handle, Cntrl, Valve	1
12	361299	(000000-) Link Assy, Valve Handle	1
13	360467	(000000-) Grip, Vyl	2
14	59870	(000000-) Spring, Extn, 0.38od 0.05wir 02.5l	1

Fig. 31 - Hydraulic Solenoid Valve Group



356016- E

Ref.	Part No.	Serial Number	Description	Qty.
1	1046688	(000000-) Valve, Hyd, Solenoid, 36vdc (See Breakdowns)	1
2	06961	(000000-) Screw, Hex, M10 X 1.50 X 20, 8.8	2
3	32492	(000000-) Washer, Flat, 0.38, Std	2
4	47522	(000000-) Fitting, Hyd, E45, Jm06/Om06	2
5	395973	(000000-) Fitting, Hyd, Str, Om04/Qm04	1
6	56820	(000000-) Fitting, Hyd, E90, Jm06/Om06	1
7	395974	(000000-) Fitting, Hyd, E90, Om04/Qm04	1
8	55586	(000000-) Fitting, Hyd, Str, Jm04/Om04	1
9	47522	(000000-) Fitting, Hyd, E45, Jm06/Om06	2
10	76316	(000000-) Fitting, Hyd, Tee, Jm06/Jm06/Om06, Run	1

Fig. 32 - Electrical Control Box Group

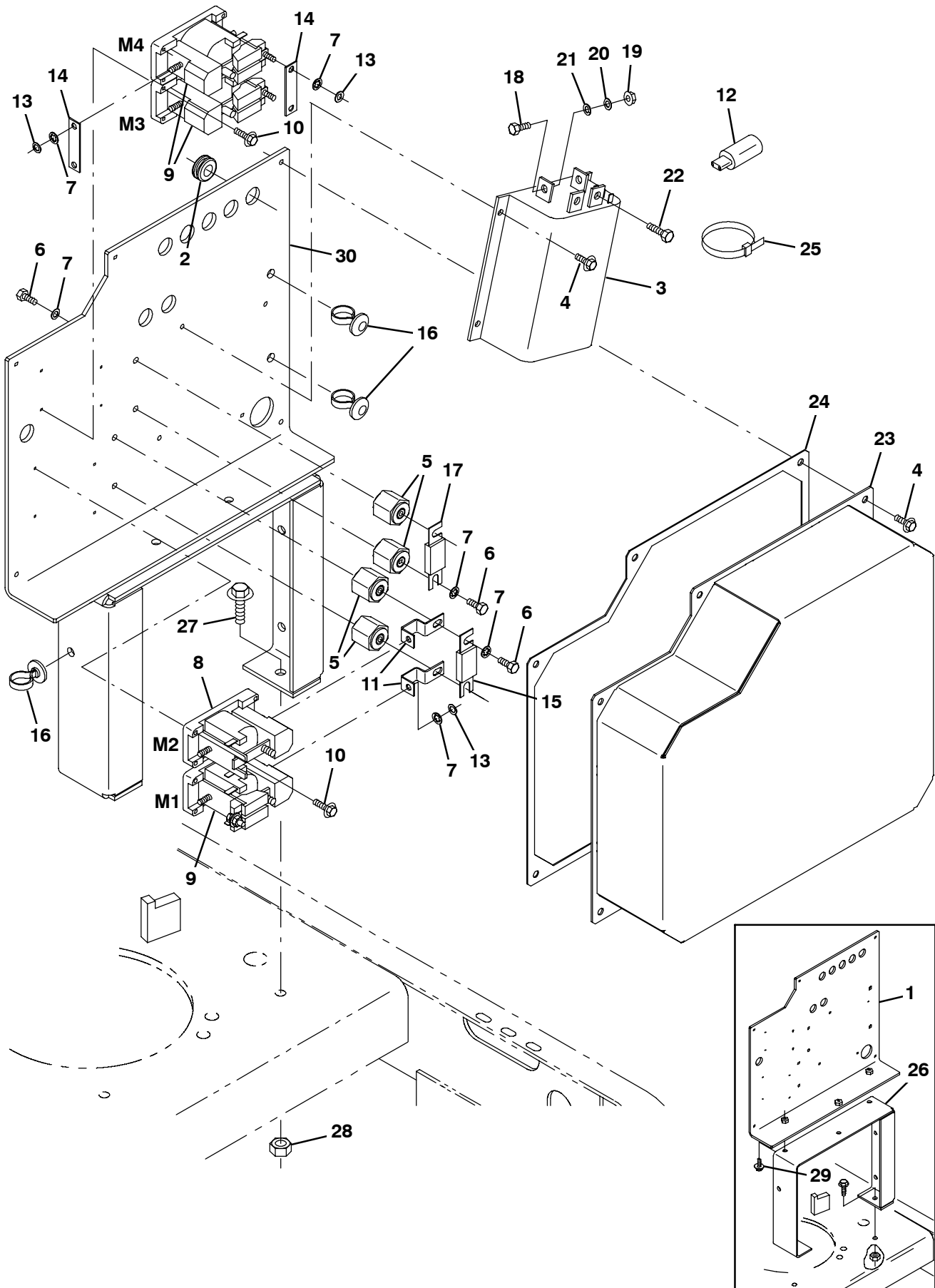


Fig. 32 - Electrical Control Box Group

Ref.	Part No.	Serial Number	Description	Qty.
1	9006977	(000000-001286)	Plate, Component, Ele, W/Label [S20] Na	1
1	9006976	(000000-001286)	Plate, Component, Ele, W/Label [S20] Jp	1
2	10632-15	(000000-)	Grommet, Rbr, 0.50id, F/0.8h, .09 Matl	8
3	15008	(000000-)	Controller, 36vdc [Only F/ Tnv]	1
4	74455	(000000-)	Screw, Hex, M6 X 1.00 X 12, Fmg	9
5	76062	(000000-)	Stand-Off, Wir, M6, Insulator, Panel	4
6	19315	(000000-)	Screw, Hex, .25-20 X 0.50, G5	10
7	32982	(000000-)	Washer, Lock, Int, 0.25	16
8	86375	(000000-)	Contactora, 36vdc [Spno]	1
9	87482	(000000-)	Relay, 36vdc, 100a, Spdt No [Cabelform]	3
10	86417	(000000-)	Screw, Hex, 06-32 X 0.75, Fmg, PI	8
11	87507	(000000-)	Busbar, Fuse, .6 0.6w 0.8h 2.0l	2
12	360516	(000000-)	Resistor, Ele, Plug	1
13	32483	(000000-)	Washer, Flat, 0.25, Sae	6
14	87483	(000000-)	Busbar, .06 0.6w 2.5l 2/.28h	2
15	86379	(000000-)	Fuse, 100a, 0.88 2.4l, 125volt	1
16	1041873	(000000-)	Fastener, Wire, Tie [Button Head]	3
17	87318	(000000-)	Fuse, 080a, 0.88 2.4l, 125volt, Slow-Blow	1
18	16931	(000000-)	Screw, Hex, M8 X 1.25 X 20, 8.8	3
19	07791	(000000-)	Nut, Hex, Flng, M8 X 1.25	4
20	32490	(000000-)	Washer, Flat, 0.25, Std	4
21	32984	(000000-)	Washer, Lock, Int, 0.31	4
22	39277	(000000-)	Screw, Hex, M8 X 1.25 X 25, 8.8	1
23	9006985	(000000-)	Cover, Wldt, Component, Ele, W/Label [S20] Na	1
23	9006986	(000000-)	Cover, Wldt, Component, Ele, W/Label [S20] Jp	1
24	1053395	(000000-)	Gasket, Cover	1
25	49266	(000000-)	Tie, Cable, Nyl, 07.3l .19w 1.8 Max D	5
26	1050158	(000000-001286)	Bracket, Sppt, Ele Panl	1
27	1037358	(000000-)	Screw, Hex, M10 X 1.50 X 35, 9.8, Sems	2
28	07792	(000000-)	Nut, Hex, Flng, M10 X 1.50	2
29	1020341	(000000-001286)	Screw, Hex, M8 X 1.25 X 20, Ss, Sems	3
30	9007176	(001287-)		1
30	9007175	(001287-)		1

Fig. 33 - Electrical Control Box Wire Connection Group

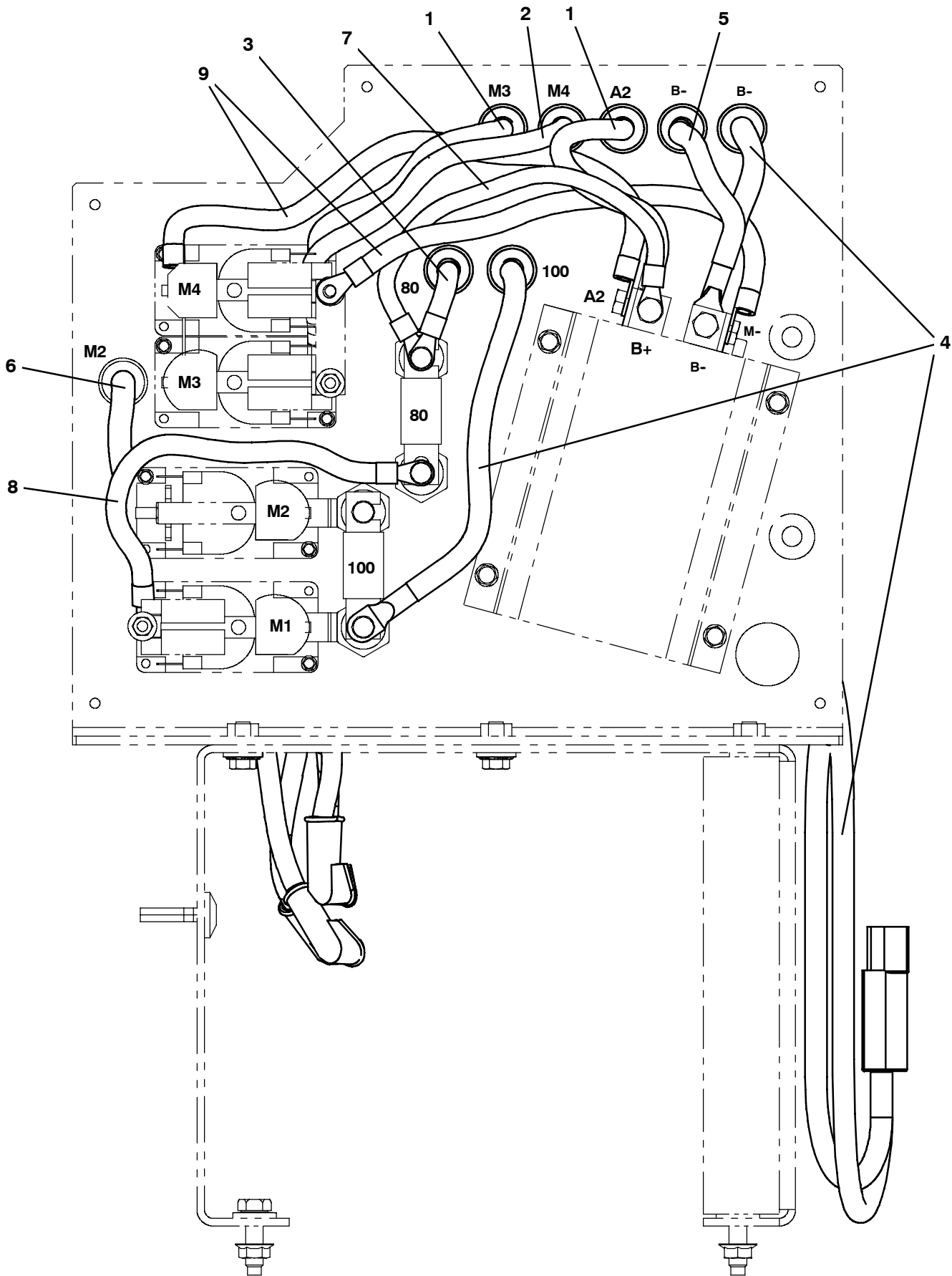


Fig. 33 - Electrical Control Box Wire Connection Group

Ref.	Part No.	Serial Number	Description	Qty.
1	87496	(000000-) Cable, 04ga 30.0l Blk .34ring /.34ring	2
2	71529	(000000-) Cable, 04ga 32.0l Blk .34ring /.34ring	1
3	87558	(000000-) Cable, 04ga 21.0l Blk .28ring /.34ring	1
4	1052625	(000000-) Harness, Wire, Controller	1
5	86398	(000000-) Cable, 04ga 60.0l Blk .34ring /.34ring	1
6	360989	(000000-) Cable, 04ga 48.0l Blk .28ring /.34ring	1
7	15846	(000000-) Cable, 06ga 11.0l Blk .28ring /.34ring	1
8	223356	(000000-) Cable, 04ga 12.0l Blk .34ring /.34ring	1
9	87495	(000000-) Cable, 04ga 15.0l Blk .28ring /.34ring	2

Fig. 34 - Electrical Schematic

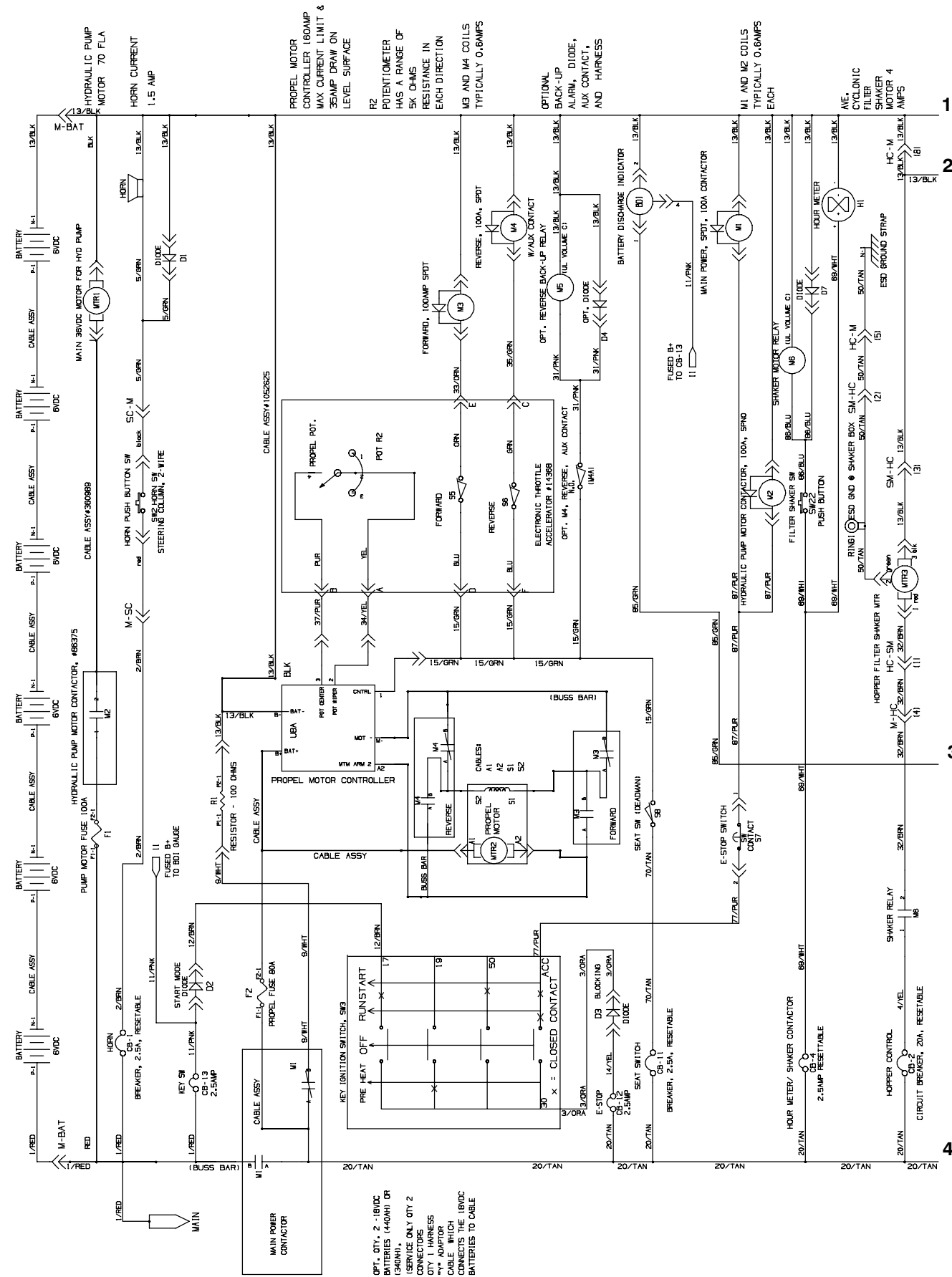


Fig. 34 - Electrical Schematic

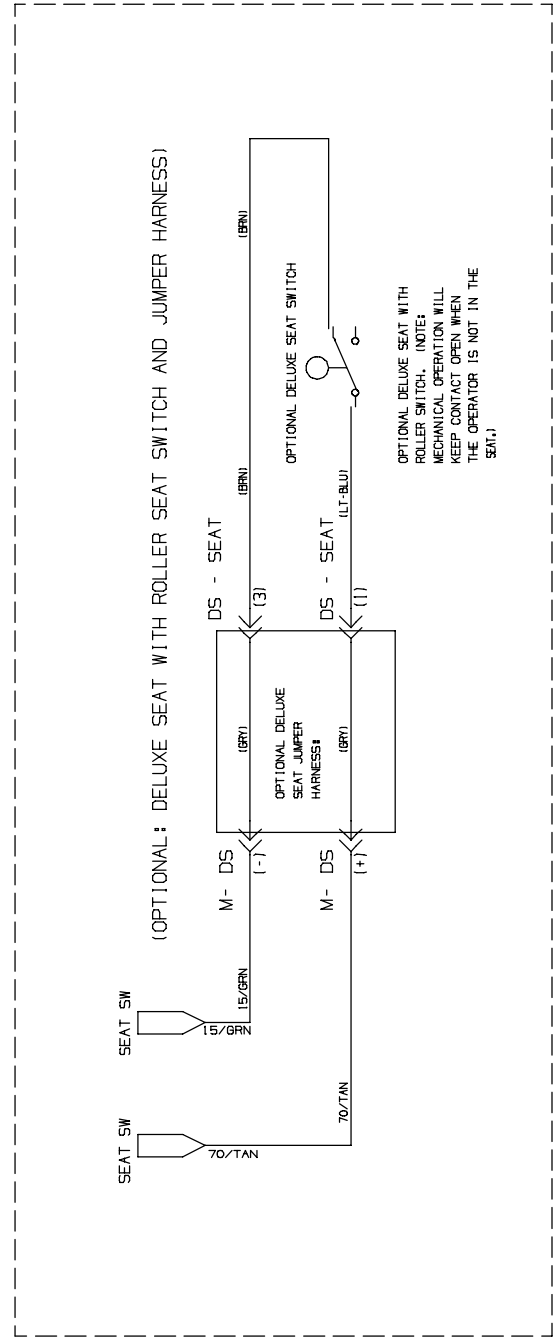
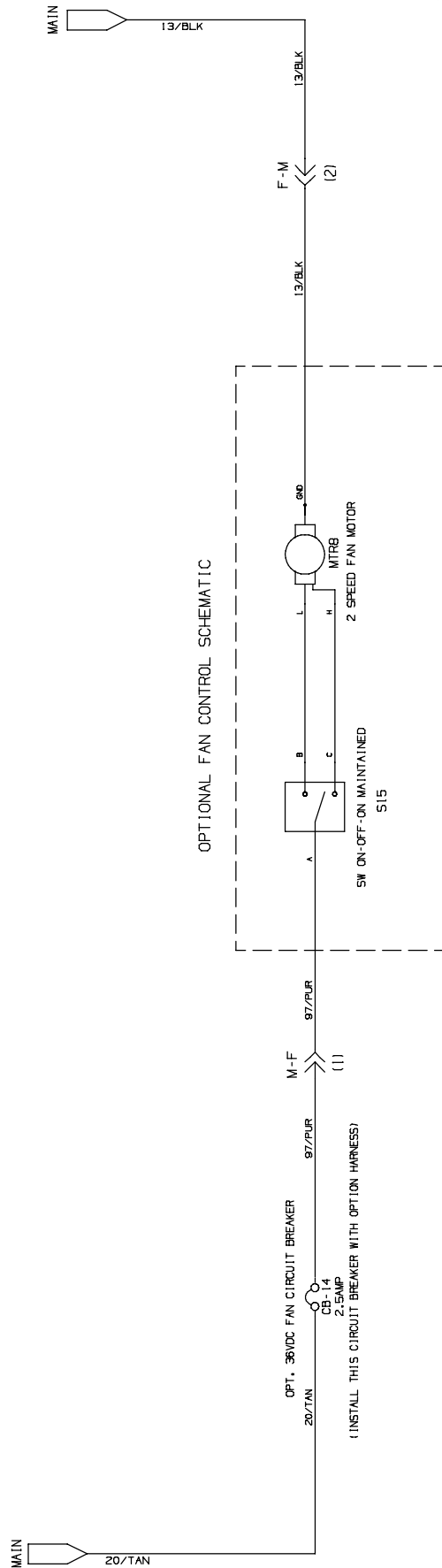


Fig. 35 - Electrical Wire Harnesses Group

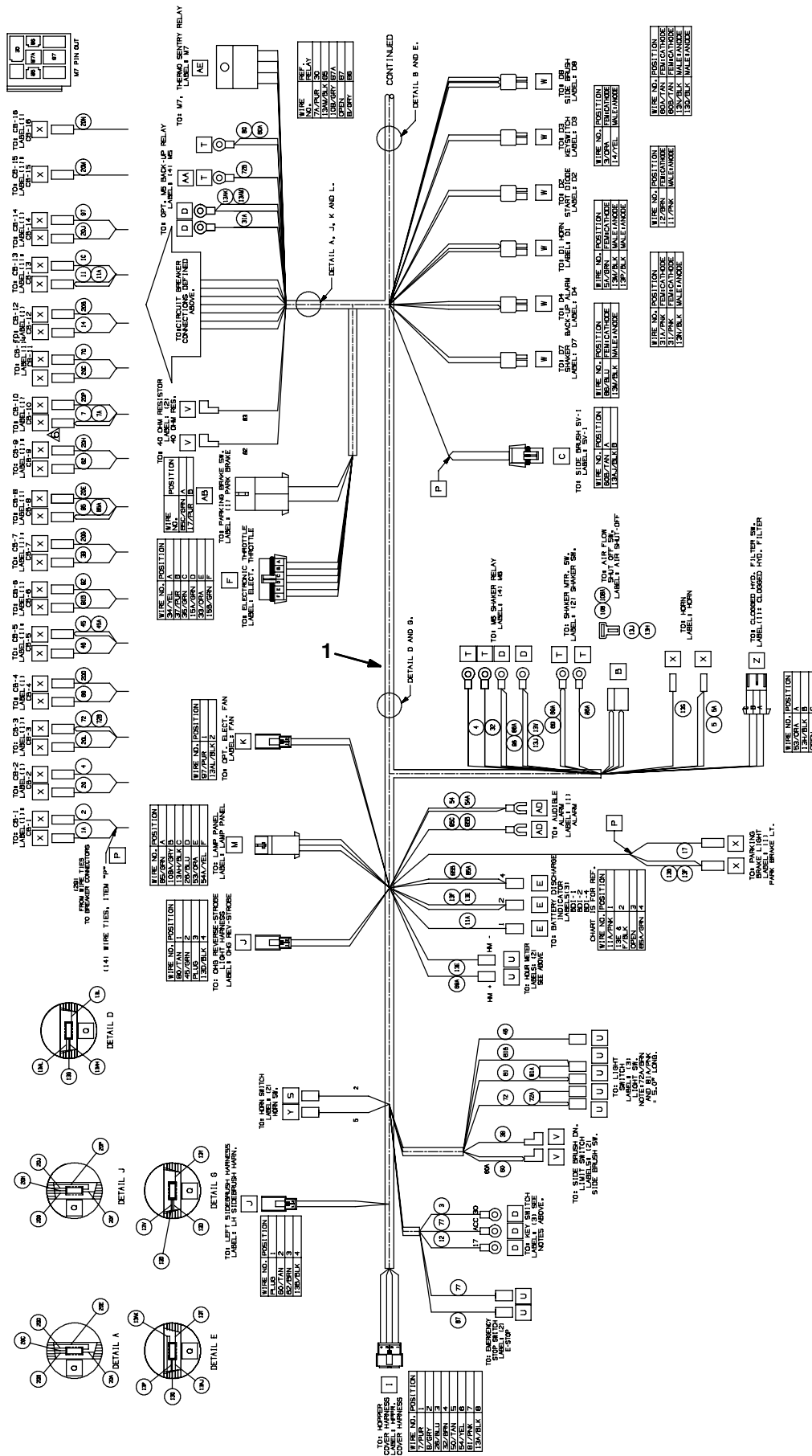


Fig. 35 - Electrical Wire Harness Group

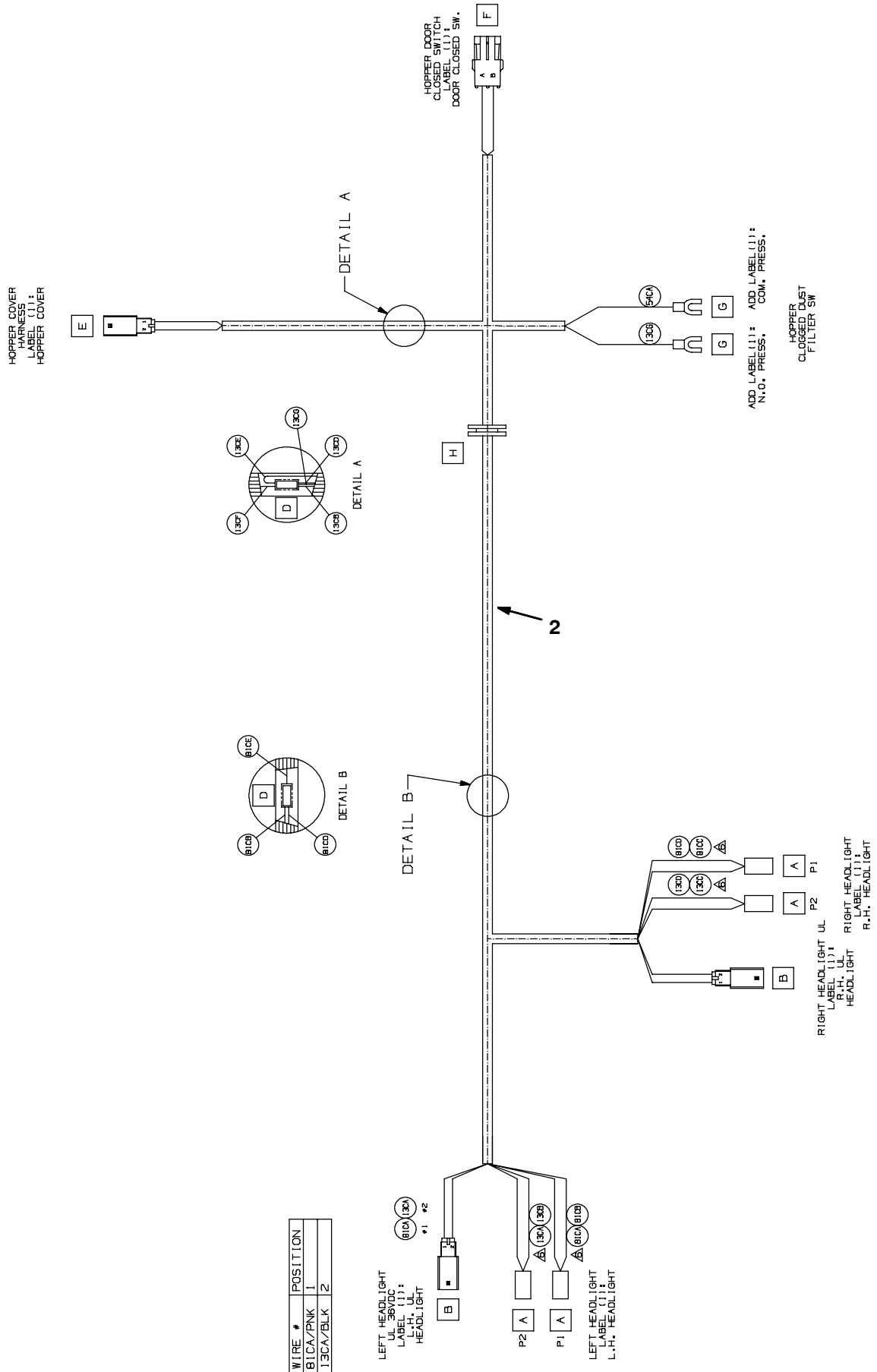
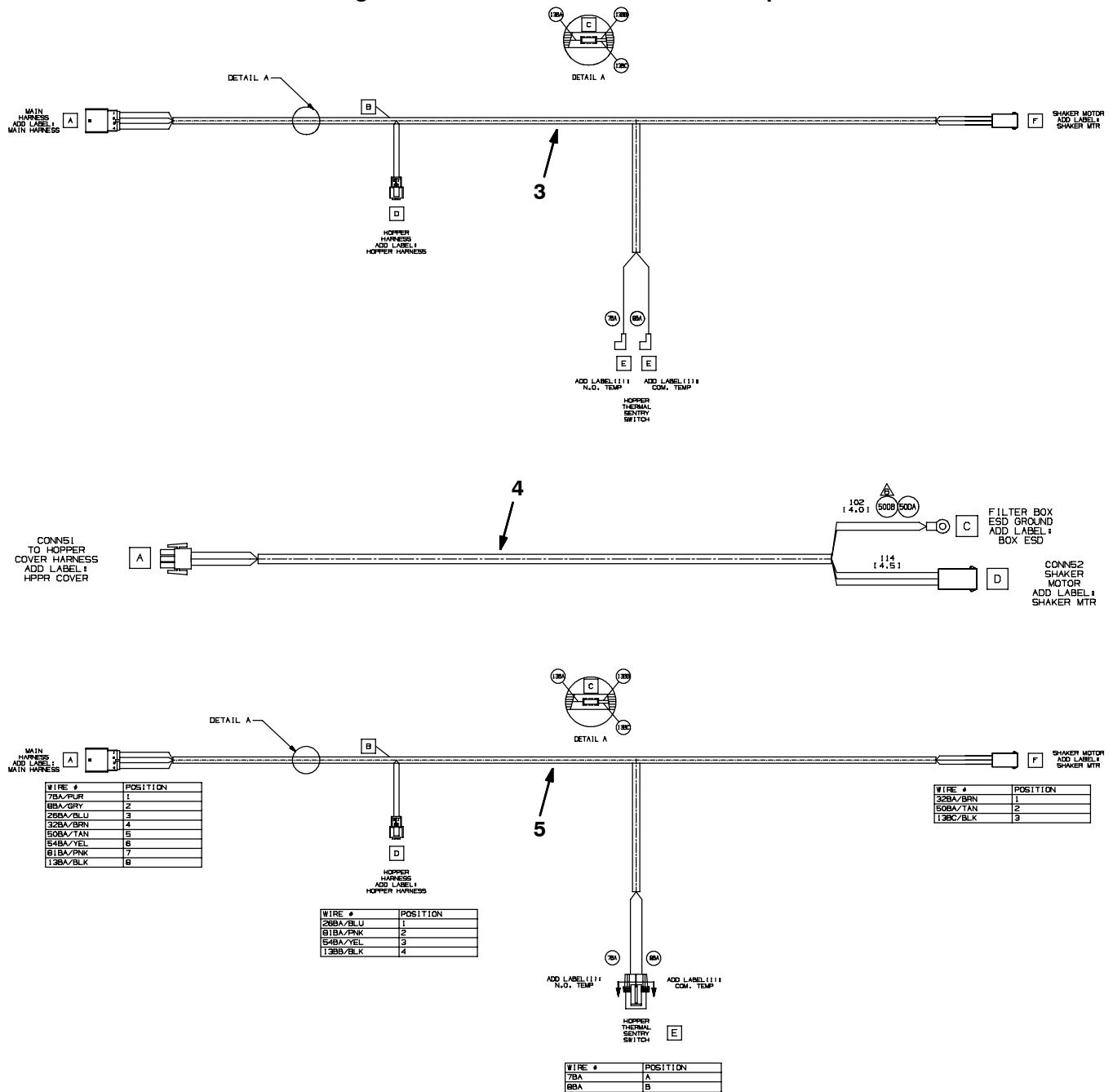


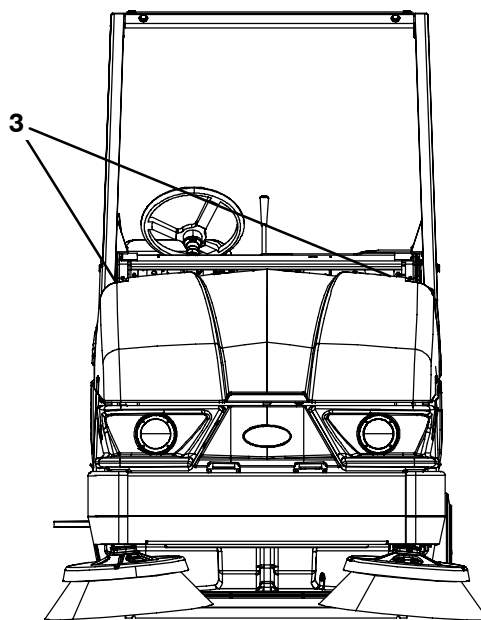
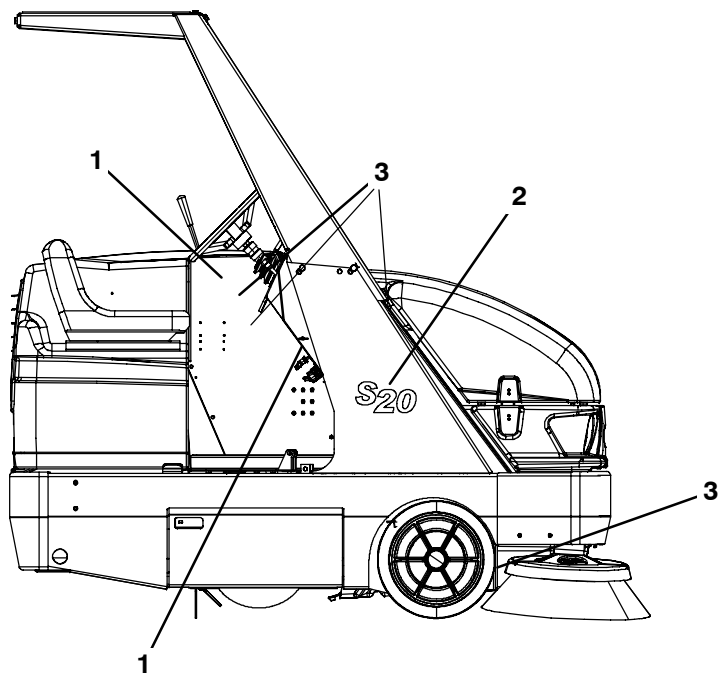
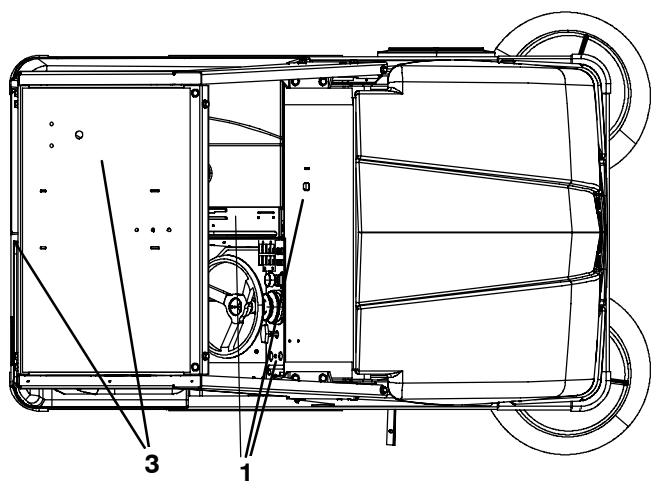
Fig. 35 - Electrical Wire Harness Group



354990 - E

Ref.	Part No.	Serial Number	Description	Qty.
1	9006699	(000000-001070)	Harness Kit, Main, Ele, Replmt [S20]	1
1	1056624	(001071-	Harness, Main, Ele [S20]	1
2	1048529	(000000-	Harness, Hppr, 36vdc [S20]	1
3	1048504	(000000-001361)	Harness, Hppr, Cover [S20]	1
4	1047717	(000000-	Harness, Shagr, Motor [S20]	1
5	1061582	(001362-	Harness, Hppr, Cover [S20]	1

Fig. 36 - Label Group



354978 - E

Ref.	Part No.	Serial Number	Description	Qty.
1	1050727	(000000-) Label Set, Opertnl [S20 Ele]	1
2	1050170	(000000-) Label, Model [S20]	1
3	1058333	(000000-) Label Set, Info/Hzrd [S20]	1

SECTION 3

Contents	Page
Fig. 1 - Backup Alarm and Flashing Light Kit, Rear	3-2
Fig. 2 - Backup Alarm and Strobe Light Kit, Rear	3-4
Fig. 3 - Backup Alarm and Flashing Light Kit, Overhead Guard	3-6
Fig. 4 - Backup Alarm and Strobe Light Kit, Overhead Guard	3-8
Fig. 5 - Overhead Guard Kit	3-10
Fig. 6 - Cab Overhead Guard Group	3-12
Fig. 7 - Cab Frame and Windows Group	3-14
Fig. 8 - Cab Door Group	3-16
Fig. 9 - Deluxe Suspension Seat Kit	3-18
Fig. 10 - Seat Belt Kit	3-20
Fig. 11 - Corner Bumper Kit	3-21
Fig. 12 - Dual Side Brush Lift Group, LH	3-22
Fig. 13 - Dual Side Brush Motor and Pivot Group, LH	3-24
Fig. 14 - Dual Side Brush Wire Harness Group	3-26
Fig. 15 - Dual Side Brush Hydraulic Valve Group	3-27
Fig. 16 - Dual Side Brush Hydraulic Hose Diagram	3-28
Fig. 17 - Side Brush Dust Control Kit	3-30
Fig. 18 - Dual Side Brush Dust Control Kit	3-32
Fig. 19 - Vacuum Wand Kit	3-34
Fig. 20 - Fire Extinguisher Kit	3-36
Fig. 21 - Battery Charger Group	3-37
Fig. 22 - Battery Group, 36V 315Ah Wet	3-38
Fig. 23 - Battery Group 36V 440Ah Wet	3-40
Fig. 24 - Battery Kit 36V 340Ah Wet	3-41
Fig. 25 - Documentation Group	3-42

Fig. 1 - Backup Alarm and Flashing Light Kit, Rear

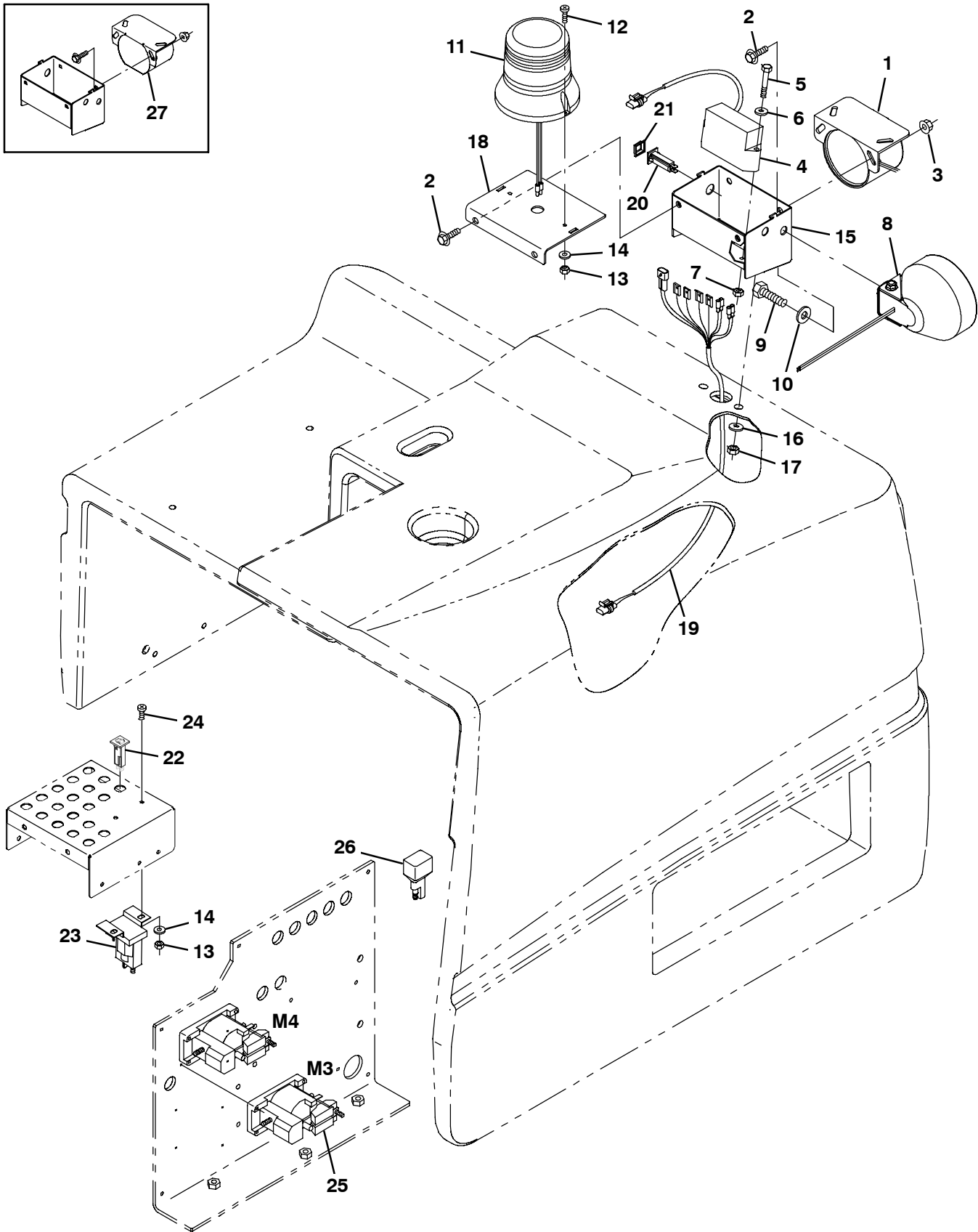


Fig. 1 - Backup Alarm and Flashing Light Kit, Rear

Ref.	Part No.	Serial Number	Description	Qty.
▽	9006315	(000000-) Alarm Kit, Backup, Flsh, Rear, Ev, Ci	1
▲	1 9007131	(001490-) Alarm Assy, Backup, 12/48vdc	1
▲	2 1037346	(000000-) Screw, Hex, M8 X 1.25 X 25, 9.8, Sems	4
▲	3 07791	(000000-) Nut, Hex, Flng, M8 X 1.25	2
▲	4 72164	(000000-) Flasher, 12/48vdc 5a [6309/12-48v]	1
▲	5 06949	(000000-) Screw, Hex, M6 X 1.00 X 50, 8.8	2
▲	6 32483	(000000-) Washer, Flat, 0.25, Sae	2
▲	7 08708	(000000-) Nut, Hex, Lock, M6 X 1.00, NI	2
▲	8 72173	(000000-) Light, Spot, 36vdc, 60watt . A 4.8d	1
▲	9 39807	(000000-) Screw, Hex, .50-13 X 0.75, G5	1
▲	10 32486	(000000-) Washer Flat,0.50,Sae	1
▲▽	11 1017248	(000000-) Light, Flsh, Amb, 12-48vdc	1
▲▲	9000846	(000000-) Lamp, Bulb	1
▲▲	9000879	(000000-) Lens, Amb, F/ Revl / Flasher	1
▲	12 06933	(000000-) Screw, Pan, Phl, M5 X 0.80 X 16, 4.8	2
▲	13 06549	(000000-) Nut, Hex, Lock, M5 X 0.80, NI	4
▲	14 19066	(000000-) Washer, Flat, 10	4
▲	15 1049554	(000000-) Angle, Mtg, Alarm	1
▲	16 32491	(000000-) Washer, Flat, 0.31, Std	2
▲	17 08709	(000000-) Nut, Hex, Lock, M8 X 1.25, NI	2
▲	18 1049553	(000000-) Plate, Mtg, Light	1
▲	19 1052474	(000000-) Harness, Alarm / Strobe, 36vdc [S20]	1
▲	20 1064185	(000000-) Circuitbreaker, 05.0a, Resetable	1
▲	21 1064191	(000000-) Boot, Circuitbreaker	1
▲	22 1064184	(000000-) Circuitbreaker, 2.5a, Resetable	1
▲	23 386810	(000000-) Contactor, 36vdc, 100a, Sp, No	1
▲	24 09200	(000000-) Screw, Pan, Phl, M5 X 0.80 X 12, Ss	2
▲	25 86377	(000000-) Contactor, 36vdc [Spco]	1
▲	26 222290	(000000-) Diode, Ele, Plug	1
▲	27 72171	(000000-001489) Alarm Assy, Backup, 12-48vdc 82-102dba	1
	1027798	(000000-) Lens, Red, F/ Revl / Flasher	1
	1027800	(000000-) Lens, Blu, F/ Revl / Flasher	1

Fig. 2 - Backup Alarm and Strobe Light Kit, Rear

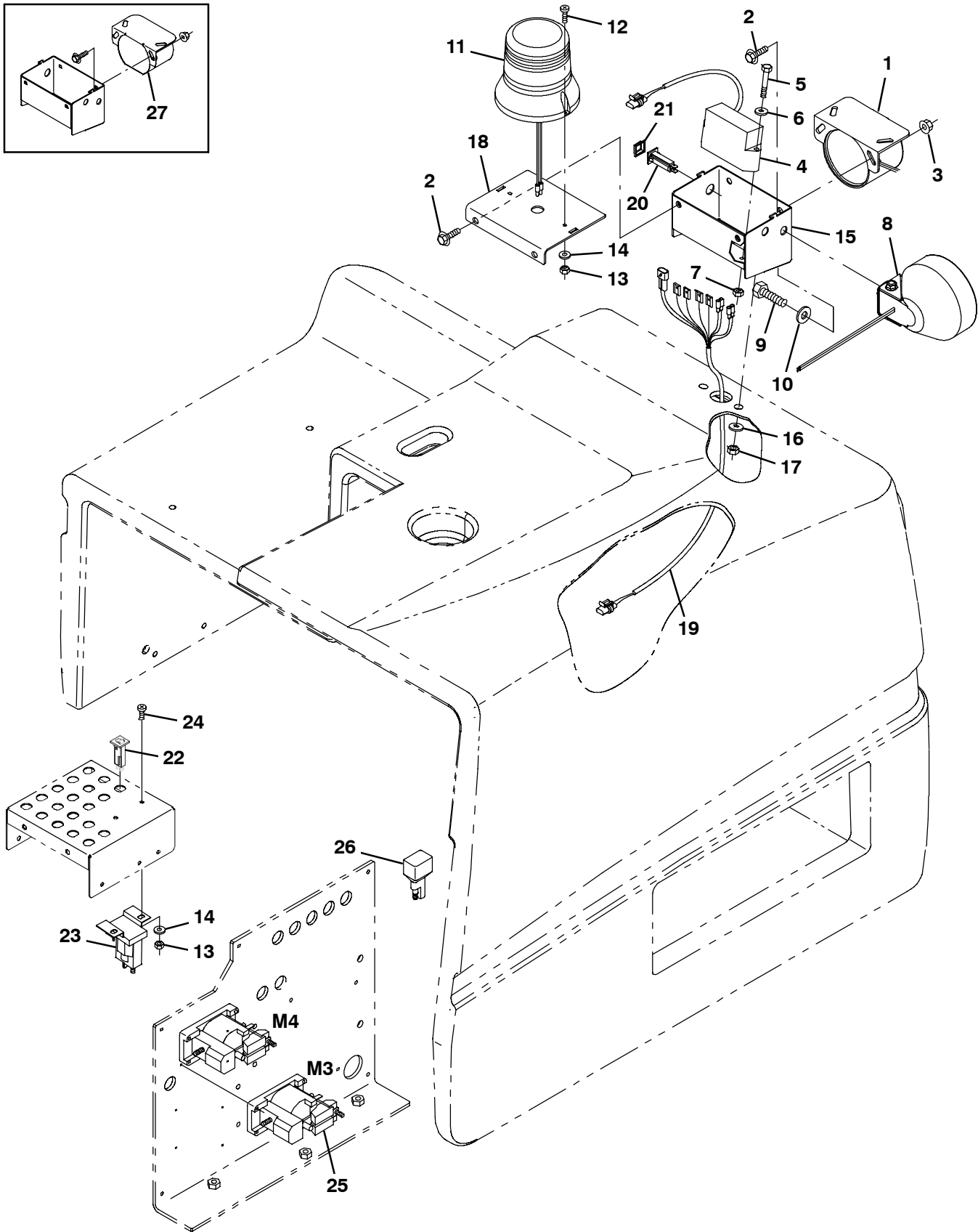


Fig. 2 - Backup Alarm and Strobe Light Kit, Rear

Ref.	Part No.	Serial Number	Description	Qty.
▽	9006317	(000000-) Alarm Kit, Backup, Strb, Rear, Ev, Ci	1
▲	1 9007131	(001490-) Alarm Assy, Backup, 12/48vdc	1
▲	2 1037346	(000000-) Screw, Hex, M8 X 1.25 X 25, 9.8, Sems	6
▲	3 07791	(000000-) Nut, Hex, Flng, M8 X 1.25	2
▲	4 72164	(000000-) Flasher, 12/48vdc 5a [6309/12-48v]	1
▲	5 06949	(000000-) Screw, Hex, M6 X 1.00 X 50, 8.8	2
▲	6 32483	(000000-) Washer, Flat, 0.25, Sae	2
▲	7 08708	(000000-) Nut, Hex, Lock, M6 X 1.00, NI	2
▲	8 72173	(000000-) Light, Spot, 36vdc, 60watt . A 4.8d	1
▲	9 39807	(000000-) Screw, Hex, .50-13 X 0.75, G5	1
▲	10 32486	(000000-) Washer Flat,0.50,Sae	1
▲▽	11 1017250	(000000-) Light, Strobe, Amb, 12-48vdc	1
▲▲	9000846	(000000-) Lamp, Bulb	1
▲▲	9000879	(000000-) Lens, Amb, F/ Revl / Flasher	1
▲	12 06933	(000000-) Screw, Pan, Phl, M5 X 0.80 X 16, 4.8	2
▲	13 06549	(000000-) Nut, Hex, Lock, M5 X 0.80, NI	4
▲	14 19066	(000000-) Washer, Flat, 10	4
▲	15 1049554	(000000-) Angle, Mtg, Alarm	1
▲	16 32491	(000000-) Washer, Flat, 0.31, Std	2
▲	17 08709	(000000-) Nut, Hex, Lock, M8 X 1.25, NI	2
▲	18 1049553	(000000-) Plate, Mtg, Light	1
▲	19 1052474	(000000-) Harness, Alarm / Strobe, 36vdc [S20]	1
▲	20 1064185	(000000-) Circuitbreaker, 05.0a, Resetable	1
▲	21 1064191	(000000-) Boot, Circuitbreaker	1
▲	22 1064184	(000000-) Circuitbreaker, 2.5a, Resetable	1
▲	23 386810	(000000-) Contactor, 36vdc, 100a, Sp, No	1
▲	24 09200	(000000-) Screw, Pan, Phl, M5 X 0.80 X 12, Ss	2
▲	25 86377	(000000-) Contactor, 36vdc [Spco]	1
▲	26 222290	(000000-) Diode, Ele, Plug	1
▲	27 72171	(000000-001489) Alarm Assy, Backup, 12-48vdc 82-102dba	1
	1027798	(000000-) Lens, Red, F/ Revl / Flasher	1
	1027800	(000000-) Lens, Blu, F/ Revl / Flasher	1

Fig. 3 - Backup Alarm and Flashing Light Kit, Overhead Guard

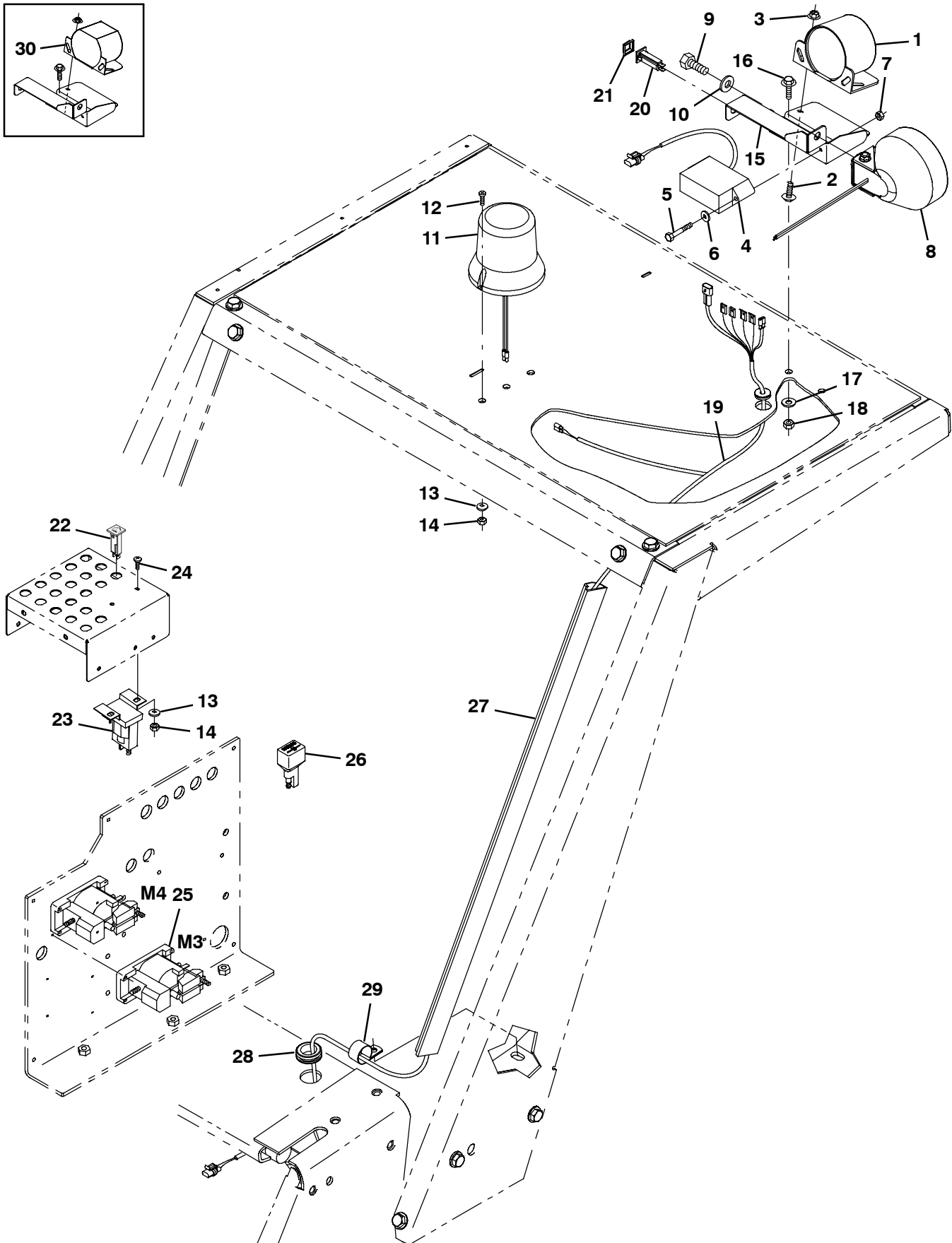


Fig. 3 - Backup Alarm and Flashing Light Kit, Overhead Guard

Ref.	Part No.	Serial Number	Description	Qty.
▽	9006316	(000000-) Alarm Kit, Backup, Flsh, Ohg, Ev, Ci	1
▲	1 9007131	(001490-) Alarm Assy, Backup, 12/48vdc	1
▲	2 1037346	(000000-) Screw, Hex, M8 X 1.25 X 25, 9.8, Sems	2
▲	3 07791	(000000-) Nut, Hex, Flng, M8 X 1.25	2
▲	4 72164	(000000-) Flasher, 12/48vdc 5a [6309/12-48v]	1
▲	5 06949	(000000-) Screw, Hex, M6 X 1.00 X 50, 8.8	2
▲	6 32483	(000000-) Washer, Flat, 0.25, Sae	2
▲	7 08708	(000000-) Nut, Hex, Lock, M6 X 1.00, NI	2
▲	8 72173	(000000-) Light, Spot, 36vdc, 60watt . A 4.8d	1
▲	9 39807	(000000-) Screw, Hex, .50-13 X 0.75, G5	1
▲	10 32486	(000000-) Washer Flat,0.50,Sae	1
▲▽	11 1017248	(000000-) Light, Flsh, Amb, 12-48vdc	1
▲▲	9000846	(000000-) Lamp, Bulb	1
▲▲	9000879	(000000-) Lens, Amb, F/ Revl / Flasher	1
▲	12 06933	(000000-) Screw, Pan, Phl, M5 X 0.80 X 16, 4.8	2
▲	13 19066	(000000-) Washer, Flat, 10	4
▲	14 06549	(000000-) Nut, Hex, Lock, M5 X 0.80, NI	4
▲	15 1050046	(000000-) Bracket, Mtg, Horn	1
▲	16 1020341	(000000-) Screw, Hex, M8 X 1.25 X 20, Ss, Sems	2
▲	17 32491	(000000-) Washer, Flat, 0.31, Std	2
▲	18 08709	(000000-) Nut, Hex, Lock, M8 X 1.25, NI	2
▲	19 1052475	(000000-) Harness, Alarm / Strobe, Ohg, 36vdc[S20]	1
▲	20 1064185	(000000-) Circuitbreaker, 05.0a, Resetable	1
▲	21 1064191	(000000-) Boot, Circuitbreaker	1
▲	22 1064184	(000000-) Circuitbreaker, 2.5a, Resetable	1
▲	23 386810	(000000-) Contactor, 36vdc, 100a, Sp, No	1
▲	24 09200	(000000-) Screw, Pan, Phl, M5 X 0.80 X 12, Ss	2
▲	25 86377	(000000-) Contactor, 36vdc [Spco]	1
▲	26 222290	(000000-) Diode, Ele, Plug	1
▲	27 55034	(000000-) Duct, Vyl, 0.74 X 1.50 .75d Max 48.0l	1
▲	28 10632-1	(001292-) Grommet, Rbr, 1.06id, F/1.4h, .19 Matl	1
▲	29 58366	(001292-) Clamp, Cable, Stl, 1.25d X 1.00w, 1hole	1
	30 72171	(000000-001489) Alarm Assy, Backup, 12-48vdc 82-102dba	1
	1027798	(000000-) Lens, Red, F/ Revl / Flasher	1
	1027800	(000000-) Lens, Blu, F/ Revl / Flasher	1

Fig. 4 - Backup Alarm and Strobe Light Kit, Overhead Guard

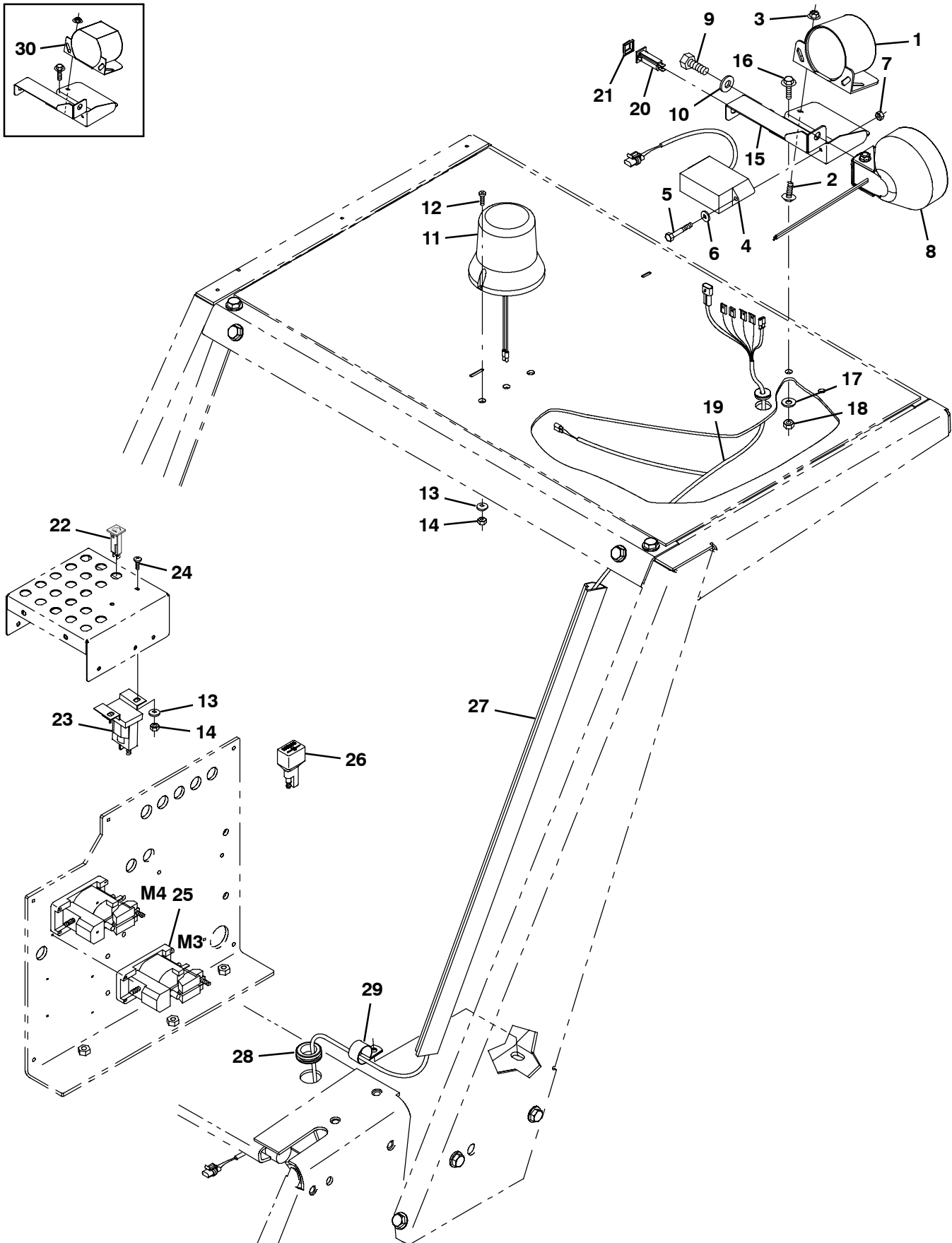


Fig. 4 - Backup Alarm and Strobe Light Kit, Overhead Guard

Ref.	Part No.	Serial Number	Description	Qty.
▽	9006318	(000000-) Alarm Kit, Backup, Strobe, Ohg, Ev, Ci	1
▲	1 9007131	(001490-) Alarm Assy, Backup, 12/48vdc	1
▲	2 1037346	(000000-) Screw, Hex, M8 X 1.25 X 25, 9.8, Sems	2
▲	3 07791	(000000-) Nut, Hex, Flng, M8 X 1.25	2
▲	4 72164	(000000-) Flasher, 12/48vdc 5a [6309/12-48v]	1
▲	5 06949	(000000-) Screw, Hex, M6 X 1.00 X 50, 8.8	2
▲	6 32483	(000000-) Washer, Flat, 0.25, Sae	2
▲	7 08708	(000000-) Nut, Hex, Lock, M6 X 1.00, NI	2
▲	8 72173	(000000-) Light, Spot, 36vdc, 60watt . A 4.8d	1
▲	9 39807	(000000-) Screw, Hex, .50-13 X 0.75, G5	1
▲	10 32486	(000000-) Washer Flat,0.50,Sae	1
▲▽	11 1017250	(000000-) Light, Strobe, Amb, 12-48vdc	1
▲▲	9000846	(000000-) Lamp, Bulb	1
▲▲	9000879	(000000-) Lens, Amb, F/ Revl / Flasher	1
▲	12 06933	(000000-) Screw, Pan, Phl, M5 X 0.80 X 16, 4.8	2
▲	13 19066	(000000-) Washer, Flat, 10	4
▲	14 06549	(000000-) Nut, Hex, Lock, M5 X 0.80, NI	4
▲	15 1050046	(000000-) Bracket, Mtg, Horn	1
▲	16 1020341	(000000-) Screw, Hex, M8 X 1.25 X 20, Ss, Sems	2
▲	17 32491	(000000-) Washer, Flat, 0.31, Std	2
▲	18 08709	(000000-) Nut, Hex, Lock, M8 X 1.25, NI	2
▲	19 1052475	(000000-) Harness, Alarm / Strobe, Ohg, 36vdc[S20]	1
▲	20 1064185	(000000-) Circuitbreaker, 05.0a, Resetable	1
▲	21 1064191	(000000-) Boot, Circuitbreaker	1
▲	22 1064184	(000000-) Circuitbreaker, 2.5a, Resetable	1
▲	23 386810	(000000-) Contactor, 36vdc, 100a, Sp, No	1
▲	24 09200	(000000-) Screw, Pan, Phl, M5 X 0.80 X 12, Ss	2
▲	25 86377	(000000-) Contactor, 36vdc [Spco]	1
▲	26 222290	(000000-) Diode, Ele, Plug	1
▲	27 55034	(000000-) Duct, Vyl, 0.74 X 1.50 .75d Max 48.0l	1
▲	28 10632-1	(001292-) Grommet, Rbr, 1.06id, F/1.4h, .19 Matl	1
▲	29 58366	(001292-) Clamp, Cable, Stl, 1.25d X 1.00w, 1hole	1
	30 72171	(000000-001489) Alarm Assy, Backup, 12-48vdc 82-102dba	1
	1027798	(000000-) Lens, Red, F/ Revl / Flasher	1
	1027800	(000000-) Lens, Blu, F/ Revl / Flasher	1

Fig. 5 - Overhead Guard Kit

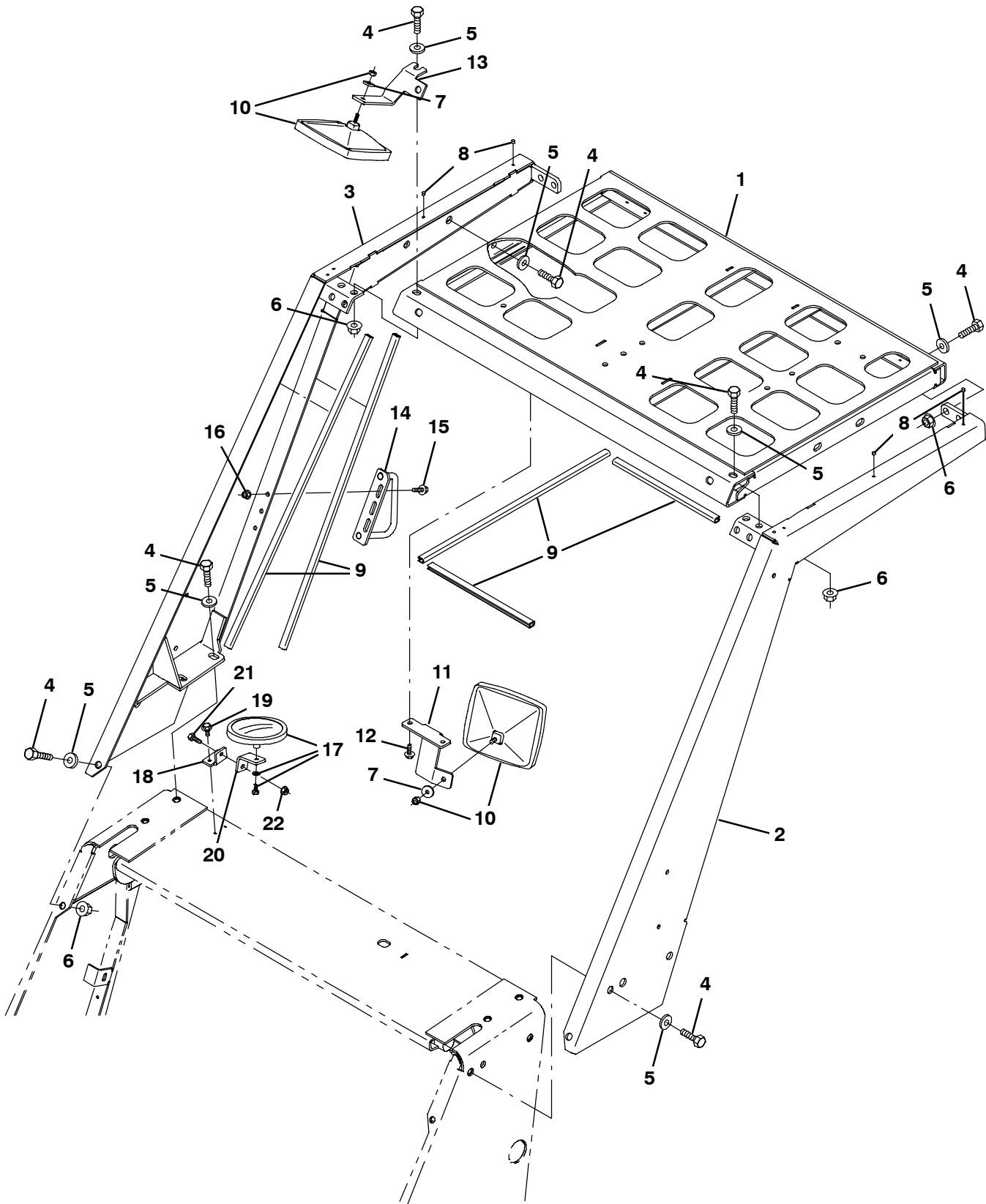


Fig. 5 - Overhead Guard Kit

Ref.	Part No.	Serial Number	Description	Qty.
▽	9006015	(000000-) Ohg Kit, Ci [S20]	1
▲	1 1057585	(000000-) Panel Wldt, Top, Ohg	1
▲	2 1047704	(000000-) Channel Wldt, Ohg, Lh	1
▲	3 1047705	(000000-) Channel Wldt, Ohg, Rh	1
▲	4 41346	(000000-) Screw, Hex, M12 X 1.75 X 30, 8.8	22
▲	5 32486	(000000-) Washer Flat,0.50,Sae	22
▲	6 07793	(000000-) Nut, Hex, FIng, M12 X 1.75	10
▲	7 32491	(000000-) Washer, Flat, 0.31, Std	2
▲	8 379000	(000000-) Plug, Hole, Rnd, 0.22H .00-.06, Blk Nyl	4
▲	9 1046406	(000000-) Molding, Afmkt, Trim, Pvc, .18 .31, 08Ft	1
▲	10 49034	(000000-) Mirror, Convex, 06.7 X 06.2	2
▲	11 1047480	(000000-) Bracket, Mtg, Mirror	1
▲	12 763045	(000000-) Screw, Hex, M8 X 1.25 X 20, Fmg	2
▲	13 1049992	(000000-) Bracket, Mtg, Mirror, Top	1
▲	14 1055757	(000000-) Handle Wldt, Door	1
▲	15 1037354	(000000-) Screw, Hex, M8 X 1.25 X 30, 9.8, Sems	3
▲	16 07791	(000000-) Nut, Hex, FIng, M8 X 1.25	3
▲	17 1053233	(000000-) Mirror, Flat, 05.0d	1
▲	18 1049990	(000000-) Bracket, Mtg, Mirror, Brush	1
▲	19 361339	(000000-) Screw, Hex, M6 X 1.00 X 16, Fmg	2
▲	20 1049991	(000000-) Bracket, Mtg, Mirror, Brush	1
▲	21 06943	(000000-) Screw, Hex, M6 X 1.00 X 20, 8.8	1
▲	22 08708	(000000-) Nut, Hex, Lock, M6 X 1.00, NI	1

Fig. 6 - Cab Overhead Guard Group

NOTE: Cab Kit (including OHG), Tennant Part Number 9006304, includes; Fig. 6, Fig. 7 and Fig. 8.

Ref.	Part No.	Serial Number	Description	Qty.
1	1044075	(000000-) Panel Wldt, Top, Ohg	1
2	1047704	(000000-) Channel Wldt, Ohg, Lh	1
3	1047705	(000000-) Channel Wldt, Ohg, Rh	1
4	41346	(000000-) Screw, Hex, M12 X 1.75 X 30, 8.8	22
5	32486	(000000-) Washer Flat,0.50,Sae	22
6	07793	(000000-) Nut, Hex, Fing, M12 X 1.75	10
7	1049937	(000000-) Insulation, Acstc	2
8	1049938	(000000-) Insulation, Acstc	1
9	1046406	(000000-) Molding, Afmkt, Trim, Pvc, .18 .31, 08Ft	1
10	49034	(000000-) Mirror, Convex, 06.7 X 06.2	2
11	1047480	(000000-) Bracket, Mtg, Mirror	1
12	763045	(000000-) Screw, Hex, M8 X 1.25 X 20, Fmg	2
13	1049992	(000000-) Bracket, Mtg, Mirror, Top	1
14	1055757	(000000-) Handle Wldt, Door	1
15	1037354	(000000-) Screw, Hex, M8 X 1.25 X 30, 9.8, Sems	3
16	07791	(000000-) Nut, Hex, Fing, M8 X 1.25	3
17	1053233	(000000-) Mirror, Flat, 05.0d	1
18	1049990	(000000-) Bracket, Mtg, Mirror, Brush	1
19	361339	(000000-) Screw, Hex, M6 X 1.00 X 16, Fmg	2
20	1049991	(000000-) Bracket, Mtg, Mirror, Brush	1
21	06943	(000000-) Screw, Hex, M6 X 1.00 X 20, 8.8	1
22	08708	(000000-) Nut, Hex, Lock, M6 X 1.00, NI	1
23	32491	(000000-) Washer, Flat, 0.31, Std	2
24	379000	(000000-) Plug, Hole, Rnd, 0.22H .00-.06, Blk Nyl	4

Fig. 7 - Cab Frame and Windows Group

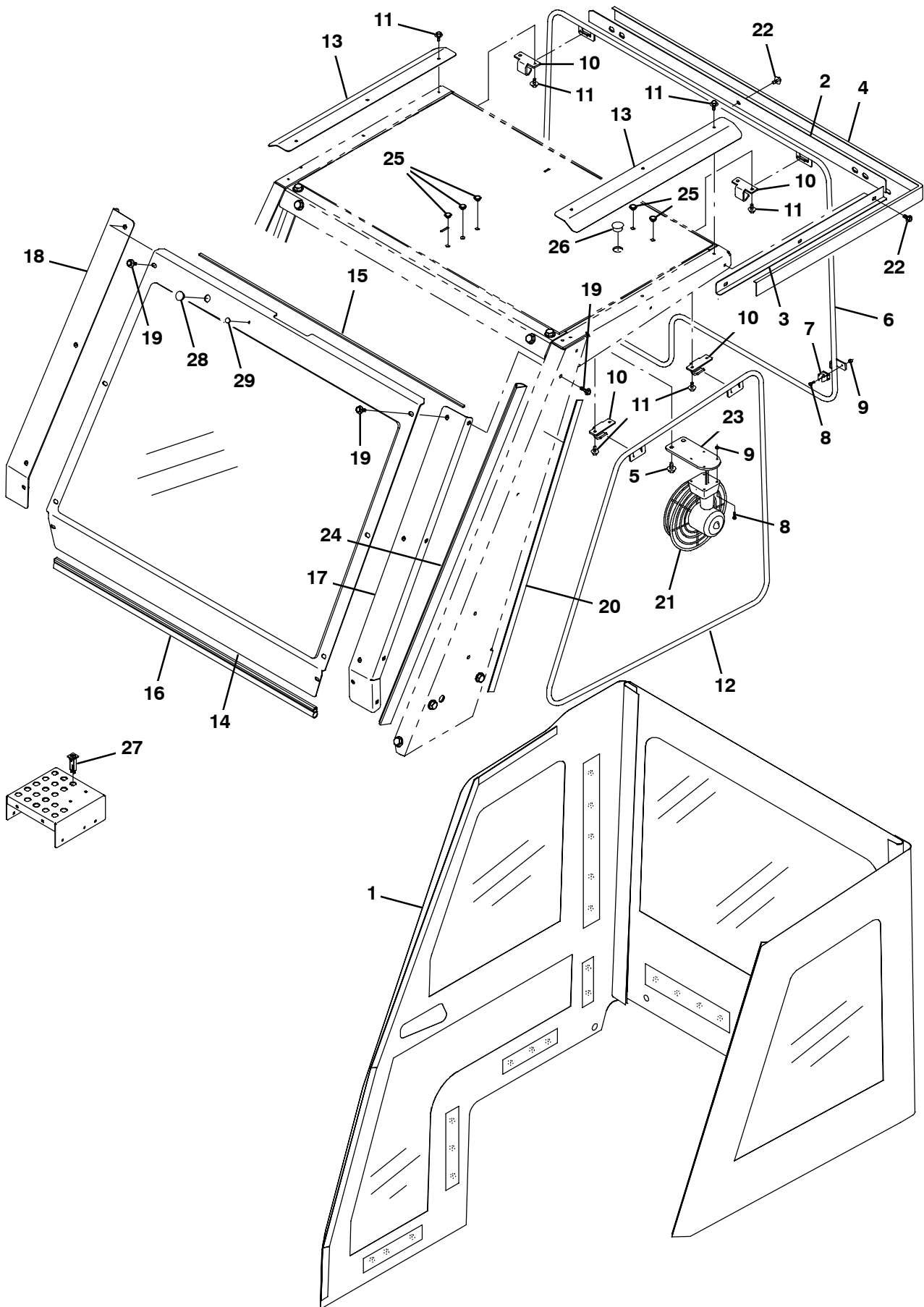


Fig. 7 - Cab Frame and Windows Group

NOTE: Cab Kit (For machines equipped with OHG), Tennant Part Number 9006308, includes; Fig. 7 and Fig. 8.
 NOTE: Cab Kit (including OHG), Tennant Part Number 9006306, includes; Fig. 6, Fig. 7 and Fig. 8.

Ref.	Part No.	Serial Number	Description	Qty.
1	1049702	(000000-) Panel Assy, Cab	1
2	1064550	(00xxxx-) Angle, Cab, Rear [Drip Ledge, S20]	1
3	1064551	(00xxxx-) Angle, Cab, Side [Drip Ledge, S20]	1
4	31254	(00xxxx-) Seal, Lip [76038ddur]	1
5	763045	(000000-) Screw, Hex, M8 X 1.25 X 20, Fmg	2
6	1047690	(000000-) Panel Wldt, Frame, Rear	1
7	1047592	(000000-) Clip, Grip, Pipe, 0.50, Plstc	1
8	06927	(000000-) Screw, Pan, Phl, M4 X 0.70 X 16, 4.8	5
9	02850	(000000-) Nut, Hex, Lock, M4 X 0.70, NI	4
10	1047653	(000000-) Bracket, Mtg, Panel, Cab	4
11	361339	(000000-) Screw, Hex, M6 X 1.00 X 16, Fmg	14
12	1047456	(000000-) Panel Wldt, Frame, Cab	1
13	1047706	(000000-) Plate, Shield, Top	2
14	1048849	(000000-) Pane Assy, Windshield	1
15	1055606	(000000-) Seal, .19, .25w 39.2l, Adh	1
16	1031617	(000000-) Seal, Afrmkt, Bulb, Str, .75d F/07ga 08ft	1
17	1045567	(000000-) Angle, Mtg, Wndw, Lh	1
18	1045569	(000000-) Angle, Mtg, Wndw, Rh	1
19	1037346	(000000-) Screw, Hex, M8 X 1.25 X 25, 9.8, Sems	16
20	314012	(000000-) Tape, Hook, 1.0w [Velcro]	1
21	1050255	(000000-) Fan, Defroster, 36vdc, 07.9d	1
22	361339	(00xxxx-) Screw, Hex, M6 X 1.00 X 16, Fmg	4
23	1050266	(000000-) Bracket, Mtg, Fan, Ev	1
24	55034	(000000-) Duct, Vyl, 0.74 X 1.50 .75d Max 48.0l	1
25	361346	(000000-) Plug, Hole, Rnd, 0.38h .3l, Plstc	5
26	1053385	(000000-) Plug, Hole, Rnd, 1.00h .14-.25, Blk Nyl	1
27	1064184	(000000-) Circuitbreaker, 2.5a, Resetable	1
28	75428	(000000-) Plug, Hole, Rnd, 0.75h .03-.12, Blk Nyl	1
29	1054368	(000000-) Plug, Hole, Rnd, 0.25h .03-.12, Blk Nyl	1

Fig. 8 - Cab Door Group

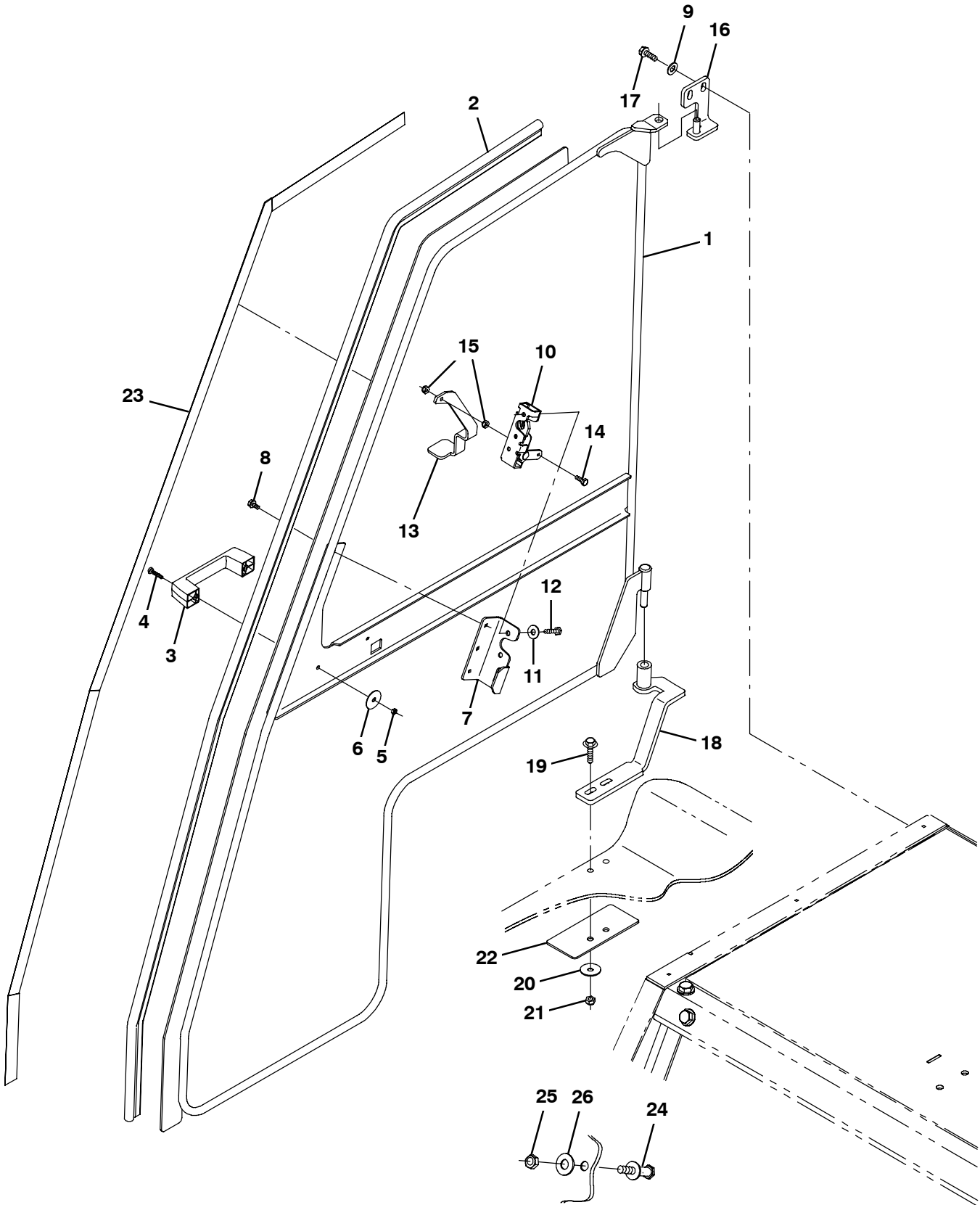


Fig. 8 - Cab Door Group

NOTE: Cab Kit (For machines equipped with OHG), Tennant Part Number 9006308, includes; Fig. 7 and Fig. 8.

NOTE: Cab Kit (including OHG), Tennant Part Number 9006306, includes; Fig. 6, Fig. 7 and Fig. 8.

Ref.	Part No.	Serial Number	Description	Qty.
1	1045404	(000000-) Door Wldt, Cab	1
2	1048166	(000000-) Seal, Afmkt, Bulb, Str, 0.58D 08Ft	1
3	1023920	(000000-) Handle, Door	1
4	06935	(000000-) Screw, Pan, Phl, M5 X 0.80 X 25, 4.8	2
5	06549	(000000-) Nut, Hex, Lock, M5 X 0.80, NI	2
6	41178	(000000-) Washer, Flat, 0.25, Fendr	4
7	1052808	(000000-) Angle, Mtg, Latch	1
8	74455	(000000-) Screw, Hex, M6 X 1.00 X 12, Fmg	3
9	32485	(000000-) Washer, Flat, 0.38, Sae	3
10	59661	(000000-) Latch	1
11	41186	(000000-) Washer, Flat, Belleville, .31	2
12	25046	(000000-) Screw, Hex, .25-20 X 1.00, G5	2
13	1053068	(000000-) Bracket, Latch, Door	1
14	06942	(000000-) Screw, Hex, M6 X 1.00 X 16, 8.8	1
15	08708	(000000-) Nut, Hex, Lock, M6 X 1.00, NI	2
16	1049687	(000000-) Angle Wldt, Mtg, Door	1
17	763045	(000000-) Screw, Hex, M8 X 1.25 X 20, Fmg	2
18	1047728	(000000-) Bracket Wldt, Mtg, Door	1
19	1037355	(000000-) Screw, Hex, M8 X 1.25 X 35, 9.8, Sems	2
20	30013	(000000-) Washer, Flat, 0.31, Fendr	2
21	08709	(000000-) Nut, Hex, Lock, M8 X 1.25, NI	2
22	1048161	(000000-) Plate, Sppt, Hinge	1
23	314012	(000000-) Tape, Hook, 1.0w [Velcro]	1
24	72154	(000000-) Latch, Bolt, Eng Side Door	1
25	41430	(000000-) Nut, Hex, Lock, M10 X 1.5, NI	1
26	32485	(000000-) Washer, Flat, 0.38, Sae	1

Fig. 9 - Deluxe Suspension Seat Kit

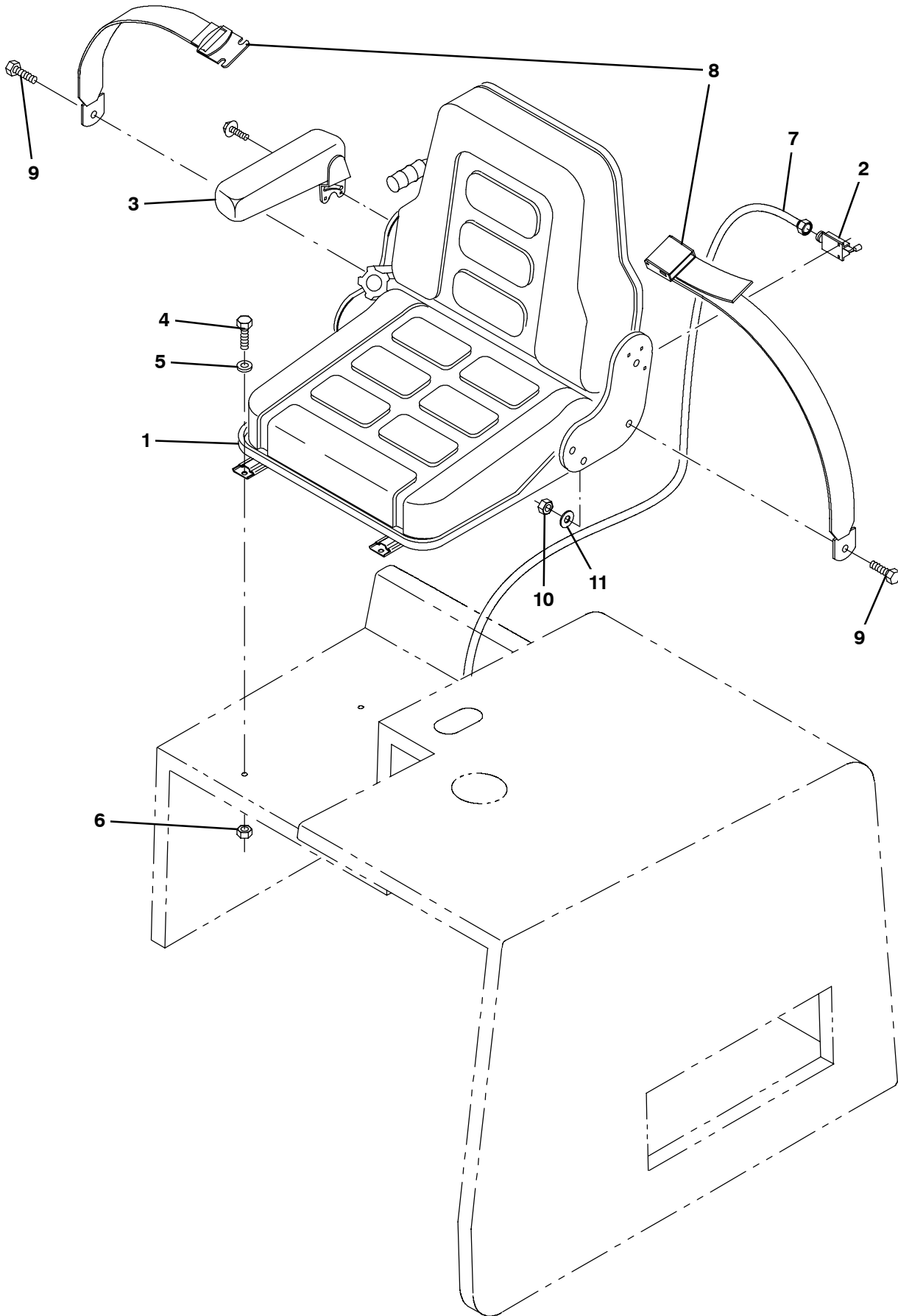
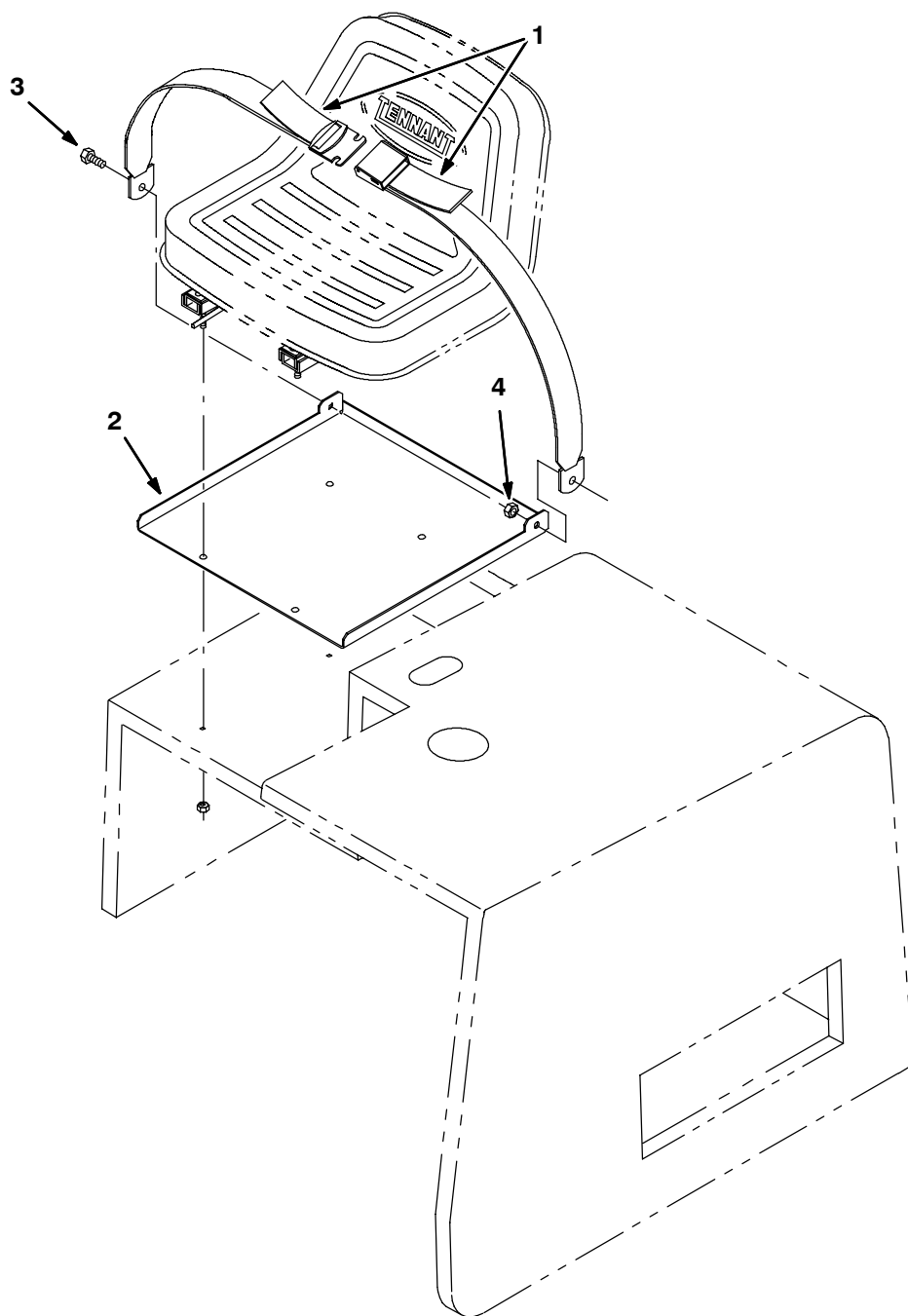


Fig. 9 - Deluxe Suspension Seat Kit

	Ref.	Part No.	Serial Number	Description	Qty.
▽		9006029	(000000-) Seat Kit, Dlx, Ci [S20]	1
▲	1	1056543	(000000-) Seat, Suspension [Grammer Gs12]	1
▲	2	69971	(000000-) Switch, Seat	1
▲	3	71477	(000000-) Armrest Assy, Rh, F/53845 [Grammer]	1
▲	4	41342	(000000-) Screw, Hex, M8 X 1.25 X 40, 8.8	4
▲	5	32490	(000000-) Washer, Flat, 0.25, Std	4
▲	6	08709	(000000-) Nut, Hex, Lock, M8 X 1.25, NI	4
▲	7	1056539	(000000-) Harness, Seat [S20]	1
▲	8	30533	(000000-) Seatbelt, 60.0l	1
▲	9	39283	(000000-) Screw, Hex, M10 X 1.50 X 25, 8.8	2
▲	10	41430	(000000-) Nut, Hex, Lock, M10 X 1.5, NI	2
▲	11	32490	(000000-) Washer, Flat, 0.25, Std	2

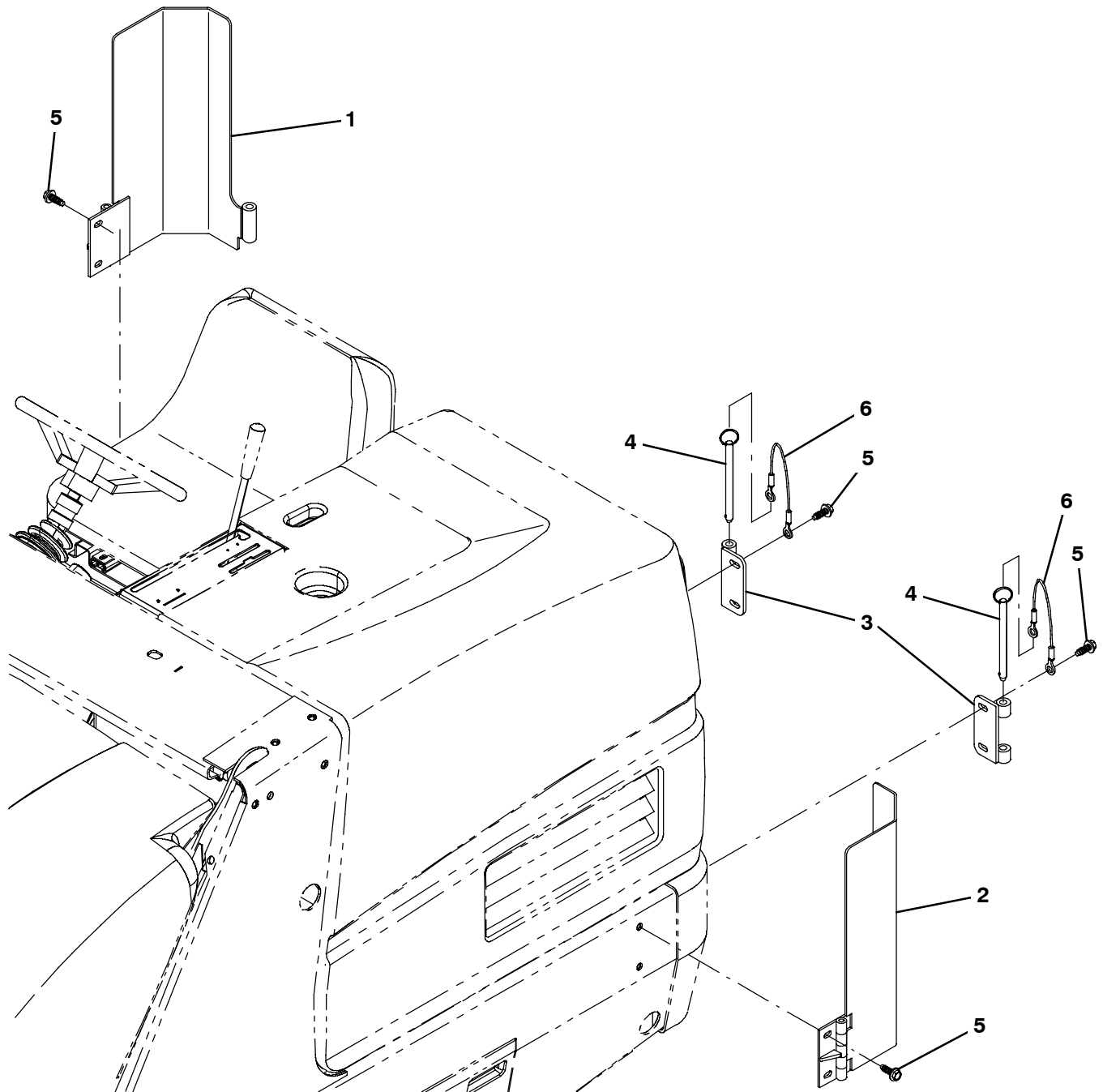
Fig. 10 - Seat Belt Kit



350033 -ALL

Ref.	Part No.	Serial Number	Description	Qty.
▽	360932	(000000-) Seatbelt Kit, Ci [6400]	1
▲	1 30533	(000000-) Seatbelt, 60.0l	1
▲	2 360630	(000000-) Plate, Mtg, Seatbelt	1
▲	3 06961	(000000-) Screw, Hex, M10 X 1.50 X 20, 8.8	2
▲	4 41430	(000000-) Nut, Hex, Lock, M10 X 1.5, NI	2

Fig. 11 - Corner Bumper Kit



354973 - ALL

Ref.	Part No.	Serial Number	Description	Qty.
▽	9006021	(000000-) Bumper Kit, Corner, Rear, Ci [S20]	1
▲	1 1047115	(000000-) Angle Wldt, Bmpr, Tower, Rh	1
▲	2 1047116	(000000-) Angle Wldt, Bmpr, Tower, Lh	1
▲	3 1048408	(000000-) Bracket Wldt, Mtg, Bmpr	2
▲	4 1043176	(000000-) Pin, Hitch, .500d X 6.00l, PI	2
▲	5 1037358	(000000-) Screw, Hex, M10 X 1.50 X 35, 9.8, Sems	8
▲	6 87172	(000000-) Cable, Glv .13d 010.0l .52eye /.52eye	2

Fig. 12 - Dual Side Brush Lift Group, LH

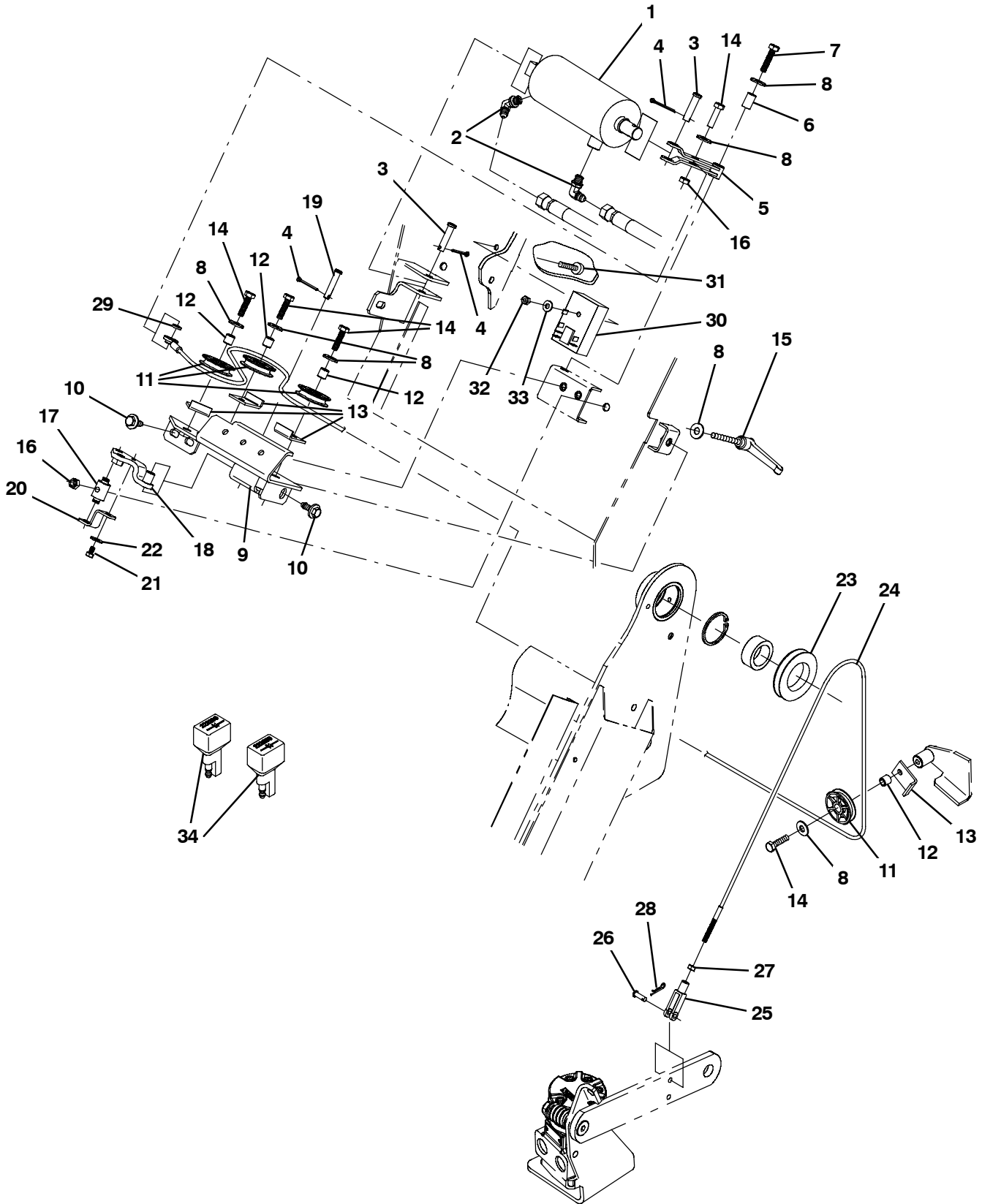


Fig. 12 - Dual Side Brush Lift Group, LH

NOTE: Dual Side Brush Kit, Tennant Part Number 9006041, includes; Fig. 12, Fig. 13, Fig. 14, Fig. 15 and Fig. 16.

Ref.	Part No.	Serial Number	Description	Qty.
1	1048556	(000000-) Cyl, Hyd, 2.5b 9.0l 01.50strk, 2500	1
2	77097	(000000-) Fitting, Hyd, E90, Jm04/Om04	2
3	29558	(000000-) Pin, Clevis, 0.37d X 1.50l	2
4	08175	(000000-) Pin, Cotter, .125 X 1.25	3
5	1045647	(000000-) Pivot Wldt	1
6	51562	(000000-) Tube, 0.33id 0.51od 00.8l, Stl, Pl	1
7	06955	(000000-) Screw, Hex, M8 X 1.25 X 35, 8.8	1
8	32491	(000000-) Washer, Flat, 0.31, Std	7
9	1045563	(000000-) Plate Wldt	1
10	1037346	(000000-) Screw, Hex, M8 X 1.25 X 25, 9.8, Sems	3
11	369781	(000000-) Pulley, Cable, 1.5d Nyl	4
12	222460	(000000-) Sleeve, P/M, 0.32b 0.50d 0.5l [430ss]	4
13	54400	(000000-) Bracket, Angle, Keeper, Cable	4
14	76570	(000000-) Screw, Hex, M8 X 1.25 X 30, 8.8	5
15	360414	(000000-) Lever, Adj, Metal	1
16	08709	(000000-) Nut, Hex, Lock, M8 X 1.25, NI	2
17	71126	(000000-) Block, Adj, Pivot	1
18	1045571	(000000-) Pivot Wldt, Sba	1
19	397249	(000000-) Pin, Clevis, 0.31d X 1.62l	1
20	1045475	(000000-) Angle, Bottom	1
21	06941	(000000-) Screw, Hex, M6 X 1.00 X 10, 8.8	1
22	32490	(000000-) Washer, Flat, 0.25, Std	1
23	360077	(000000-) Pulley, Cable, 3.0d 1.76b, .25d Cable	1
24	1046498	(000000-) Cable, Ss .12d 89.0l .55eye / M6-1.0	1
25	1035826	(000000-) Clevis, Adj, M6 Pin, M6 X 1.0 Rh, Pl	1
26	14605	(000000-) Pin, Clevis, 0.25d X 0.75l	1
27	07785	(000000-) Nut, Hex, Std, M6 X 1.00, Ss	1
28	08085	(000000-) Pin, Cotter, Hair, 0.31D .058 Wir	1
29	360801	(000000-) Sleeve, 0.32b 0.50d 0.3l, 2cham, Ss	1
30	1046038	(000000-) Timer, 36vdc, 10a [Left Hand Side Brush]	1
31	32747	(000000-) Screw, Pan, Phl, M6 X 1.00 X 40, Ss	1
32	08708	(000000-) Nut, Hex, Lock, M6 X 1.00, NI	1
33	32483	(000000-) Washer, Flat, 0.25, Sae	1
34	222290	(000000-) Diode, Ele, Plug	2

Fig. 13 - Dual Side Brush Motor and Pivot Group, LH

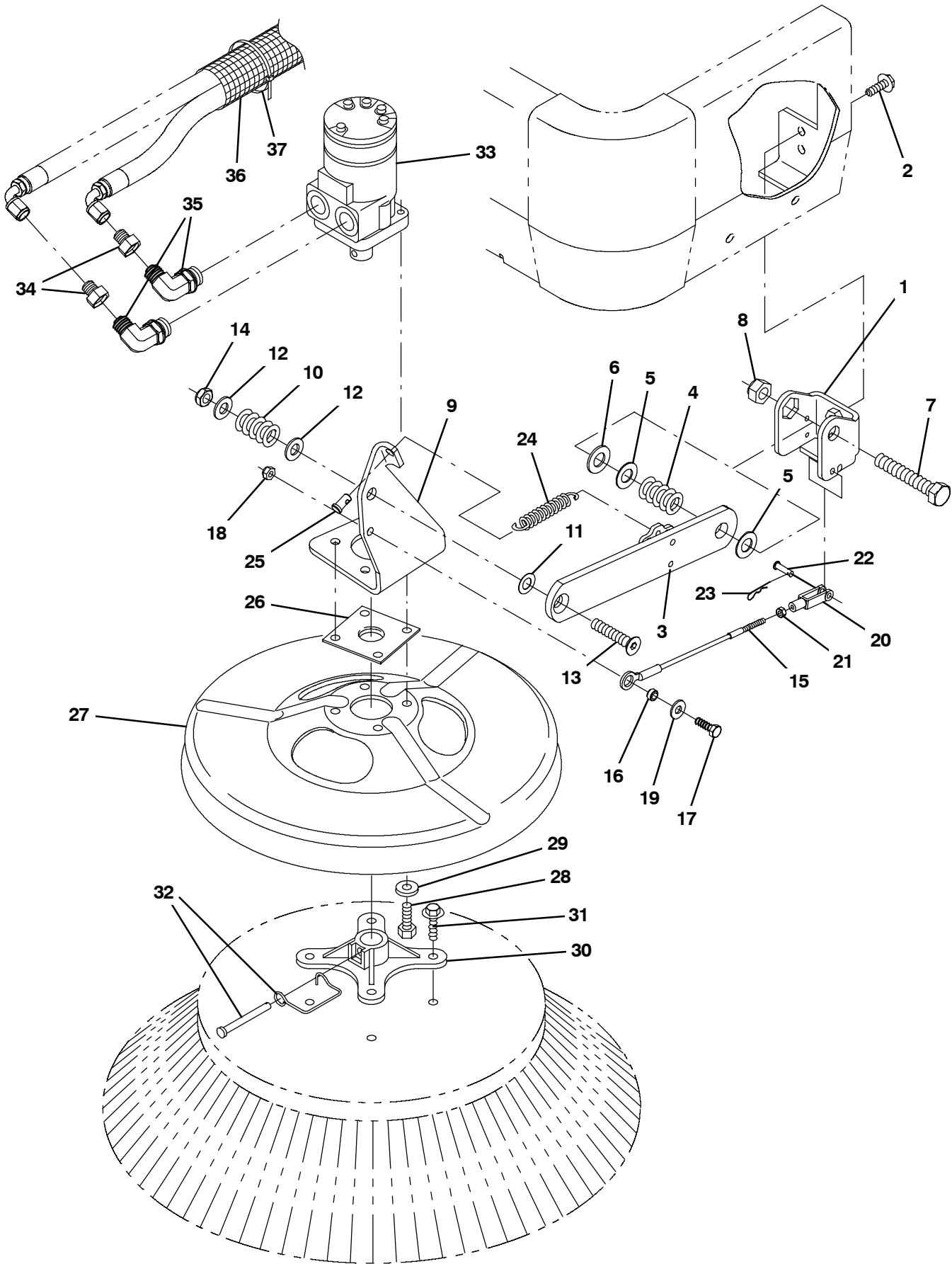
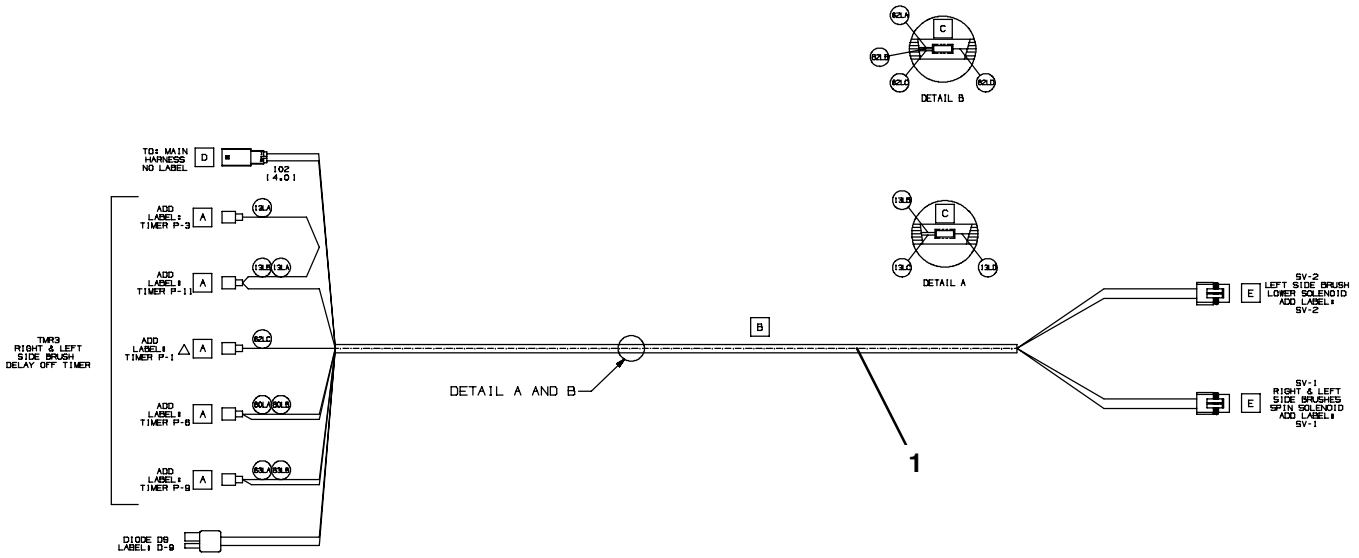


Fig. 13 - Dual Side Brush Motor and Pivot Group, LH

NOTE: Dual Side Brush Kit, Tennant Part Number 9006041, includes; Fig. 12, Fig. 13, Fig. 14, Fig. 15 and Fig. 16.

Ref.	Part No.	Serial Number	Description	Qty.
1	1042727	(000000-) Bracket, Sidebrush, Lh	1
2	1037358	(000000-) Screw, Hex, M10 X 1.50 X 35, 9.8, Sems	2
3	1042730	(000000-) Arm Wldt, Lift, Lh	1
4	360081	(000000-) Spring, Dsl, 1.25od 0.62id 1.80l	1
5	64425	(000000-) Washer, Thrust, 0.61b 1.25d .06, Fgl	2
6	15331	(000000-) Washer, Flat, 0.62, Sae	1
7	06988	(000000-) Screw, Hex, M16 X 2.00 X 90, 8.8	1
8	33342	(000000-) Nut, Hex, Lock, M16 X 2.00, NI	1
9	1046248	(000000-) Bracket, Mtg, Motor, Lh	1
10	360357	(000000-) Spring, Dsl, 1.00od 0.50id 1.25l	1
11	59633	(000000-) Washer, Thrust, 0.53b 1.00d 0.03w[Fbrgl]	1
12	32486	(000000-) Washer Flat,0.50,Sae	2
13	27108	(000000-) Screw, Flt, Soc, .50-13 X 2.50, AI	1
14	86029	(000000-) Nut, Hex, Flexlock, .50-13, Thin	1
15	1048311	(000000-) Cable, Ss .19d 008.5l .55eye / M6-1.0	1
16	360801	(000000-) Sleeve, 0.32b 0.50d 0.3l, 2cham, Ss	1
17	09010	(000000-) Screw, Hex, M8 X 1.25 X 25, Ss	1
18	08713	(000000-) Nut, Hex, Lock, M8 X 1.25, NI, Ss	1
19	01685	(000000-) Washer, Flat, 0.38b 0.88d .08, Ss	1
20	1035826	(000000-) Clevis, Adj, M6 Pin, M6 X 1.0 Rh, PI	1
21	07785	(000000-) Nut, Hex, Std, M6 X 1.00, Ss	1
22	14605	(000000-) Pin, Clevis, 0.25d X 0.75l	1
23	08085	(000000-) Pin, Cotter, Hair, 0.31d .058 Wir	1
24	29499	(000000-) Spring, Extn, 0.75od 0.11wir 04.5l	1
25	41305	(000000-) Pin, Clevis, 0.37d X 0.75l	1
26	16082	(000000-) Guard, String, Motor, Brush	1
27	1054256	(000000-) Guard, Brush	1
28	46559	(000000-) Screw, Hex, .38-16 X 1.25, NI	4
29	32492	(000000-) Washer, Flat, 0.38, Std	4
30	47501	(000000-) Hub, Adapter, Brush, 1.00b	1
31	39396	(000000-) Screw, Hex, .31-12 X 1.50, Fmg [Ab]	4
32	84581	(000000-) Pin Assy, Side Brush W/ Clip	1
33	361026	(000000-) Motor, Hyd, Gear, Int 08.9 Bi-Dir 1500 (See Breakdown)	2
34	47753	(000000-) Fitting, Hyd, Str, Jf08/Jm06	2
35	56821	(000000-) Fitting, Hyd, E90, Jm08/Om10	2
36	31646	(000000-) Sleeve, Nyl, 1.63id 25.0l	1
37	49266	(000000-) Tie, Cable, Nyl, 07.3l .19w 1.8 Max D	1

Fig. 14 - Dual Side Brush Wire Harness Group

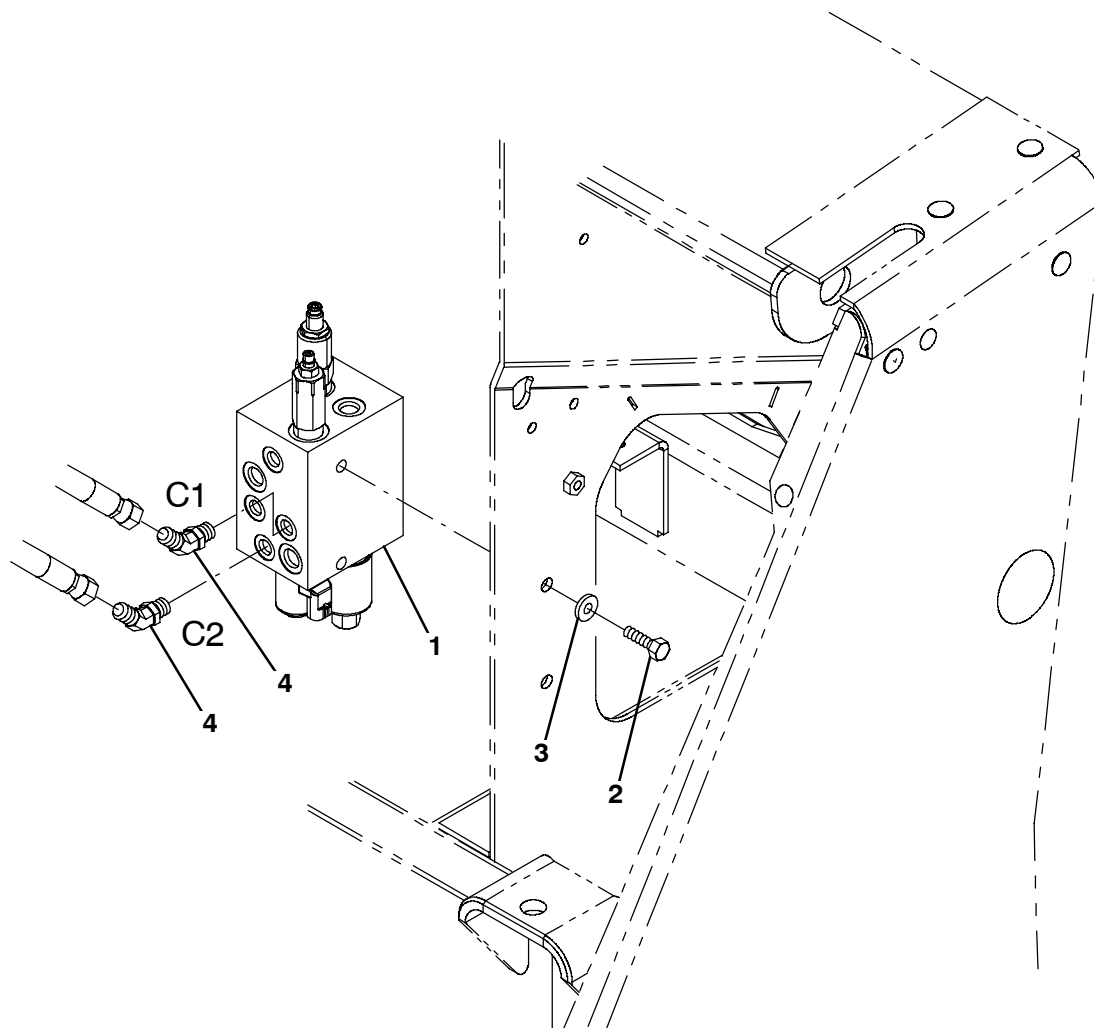


354993 - IC

NOTE: Dual Side Brush Kit, Tennant Part Number 9006041, includes; Fig. 12, Fig. 13, Fig. 14, Fig. 15 and Fig. 16.

Ref.	Part No.	Serial Number	Description	Qty.
1	1050070	(000000-) Harness, Brush, Side, Lh, 36Vdc [S20]	1

Fig. 15 - Dual Side Brush Hydraulic Valve Group



356018 - E

NOTE: Dual Side Brush Kit, Tennant Part Number 9006041, includes; Fig. 12, Fig. 13, Fig. 14, Fig. 15 and Fig. 16.

Ref.	Part No.	Serial Number	Description	Qty.
1	1045994	(000000-) Valve, Hyd, Solenoid, 36Vdc (See Breakdowns)	1
2	06961	(000000-) Screw, Hex, M10 X 1.50 X 20, 8.8	2
3	32492	(000000-) Washer, Flat, 0.38, Std	2
4	34359	(000000-) Fitting, Hyd, E45, Jm04/Om04	2

Fig. 16 - Dual Side Brush Hydraulic Hose Diagram

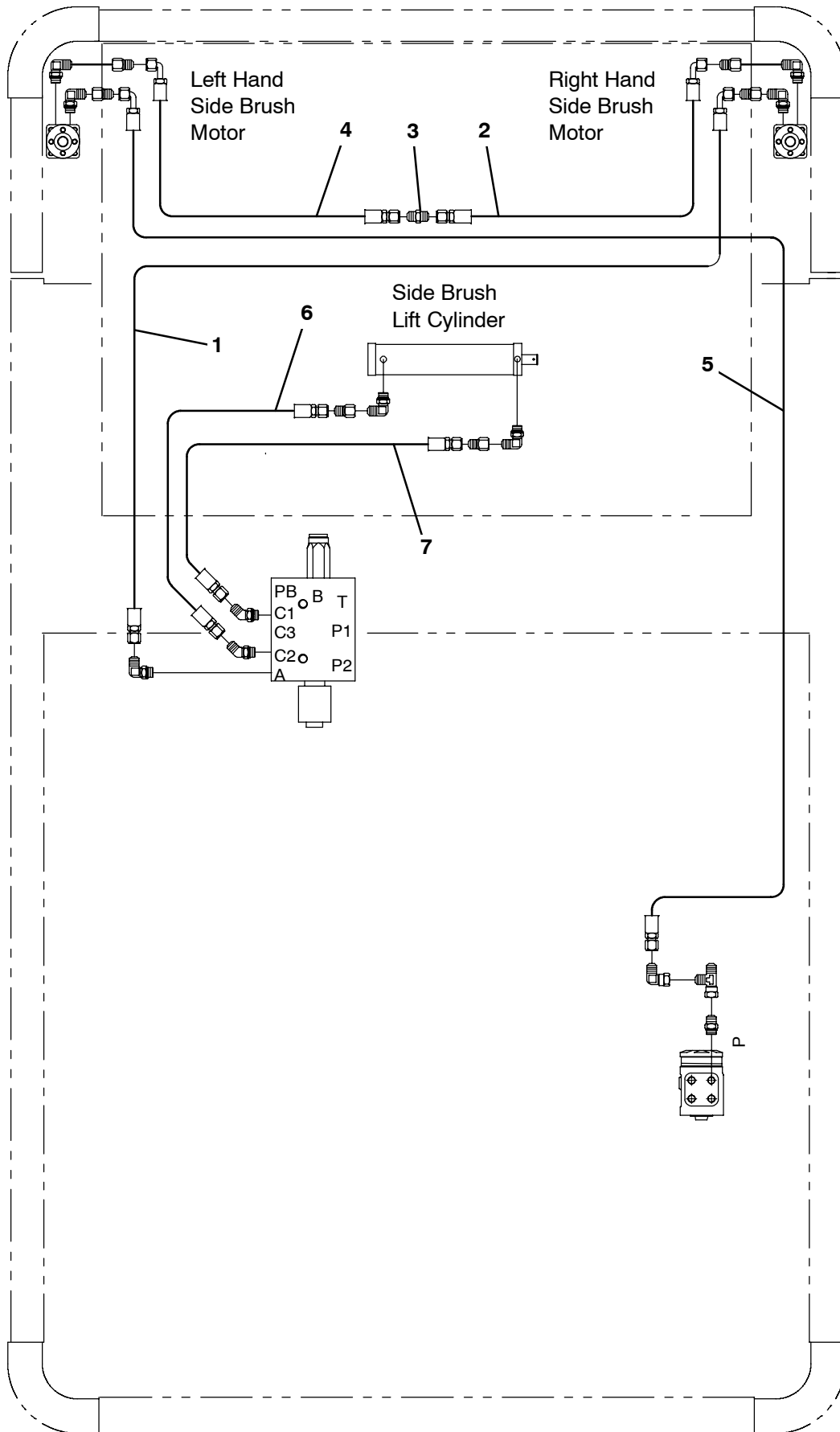


Fig. 16 - Dual Side Brush Hydraulic Hose Diagram

NOTE: Dual Side Brush Kit, Tennant Part Number 9006041, includes; Fig. 12, Fig. 13, Fig. 14, Fig. 15 and Fig. 16.

Ref.	Part No.	Serial Number	Description	Qty.
1	02469	(000000-) Hose, Hyd, Med06, Jf06e90/Jf06str, 100.0	1
2	31597	(000000-) Hose, Hyd, Med06, Jf06e90/Jf06str, 068.0	1
3	15803	(000000-) Fitting, Hyd, Str, Jm06/Jm06	1
4	1041941	(000000-) Hose, Hyd, Tc06, Jf06e90/Jf06str, 086.0	1
5	1052533	(000000-) Hose, Hyd, Tc06, Jf06e90/Jf06str, 096.0	1
6	1052534	(000000-) Hose, Hyd, Tc04, Jf04str/Jf04str, 028.0	1
7	1025992	(000000-) Hose, Hyd, Tc04, Jf04str/Jf04str, 020.0	1

Fig. 17 - Side Brush Dust Control Kit

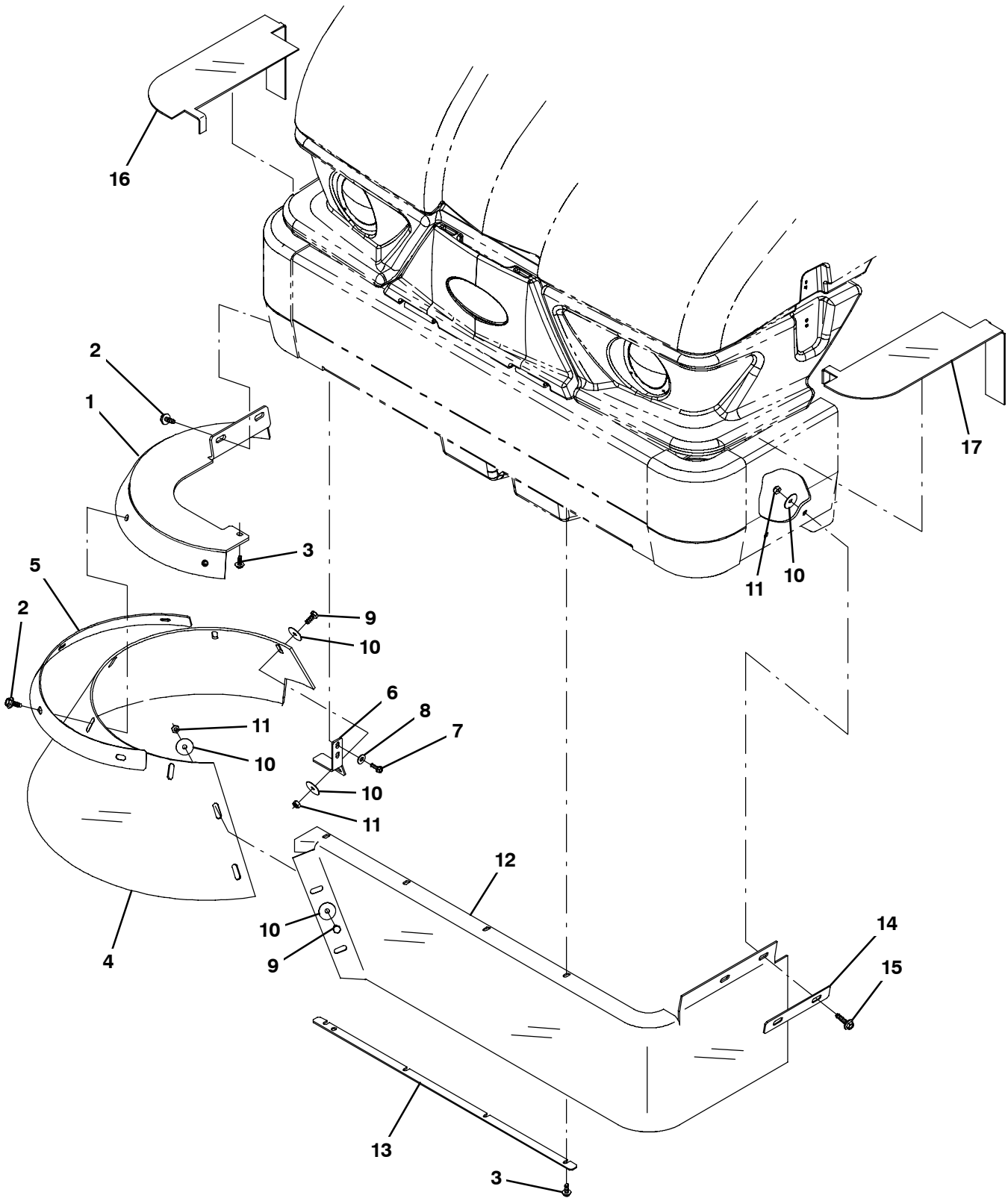


Fig. 17 - Side Brush Dust Control Kit

	Ref.	Part No.	Serial Number	Description	Qty.
▽		9006013	(000000-) Sbdc Kit, W/O Lh Side Brush, Ci [S20]	1
▲	1	1054371	(000000-) Support Wldt, Rh, Sbdc	1
▲	2	1037346	(000000-) Screw, Hex, M8 X 1.25 X 25, 9.8, Sems	6
▲	3	1040467	(000000-) Screw, Hex, M6 X 1.00 X 20, 9.8, Sems	5
▲	4	1054391	(000000-) Skirt, Brush, Side, Sbdc	1
▲	5	1054567	(000000-) Retainer, Skirt	1
▲	6	1047696	(000000-) Bracket, Sbdc, Rh	1
▲	7	12459	(000000-) Screw, Hex, M6 X 1.00 X 20, Fmg	2
▲	8	32490	(000000-) Washer, Flat, 0.25, Std	2
▲	9	09740	(000000-) Screw, Hex, M8 X 1.25 X 20, Ss	3
▲	10	30013	(000000-) Washer, Flat, 0.31, Fendr	8
▲	11	08709	(000000-) Nut, Hex, Lock, M8 X 1.25, NI	5
▲	12	1054625	(000000-) Skirt, Brush, Side, Sbdc [W/O Lhsb]	1
▲	13	1048720	(000000-) Retainer, Skirt	1
▲	14	1048883	(000000-) Retainer, Skirt	1
▲	15	1037355	(000000-) Screw, Hex, M8 X 1.25 X 35, 9.8, Sems	2
▲	16	1047773	(000000-) Seal, Top, Sbdc	1
▲	17	1054369	(000000-) Seal, Top, Lh, Sbdc	1

Fig. 18 - Dual Side Brush Dust Control Kit

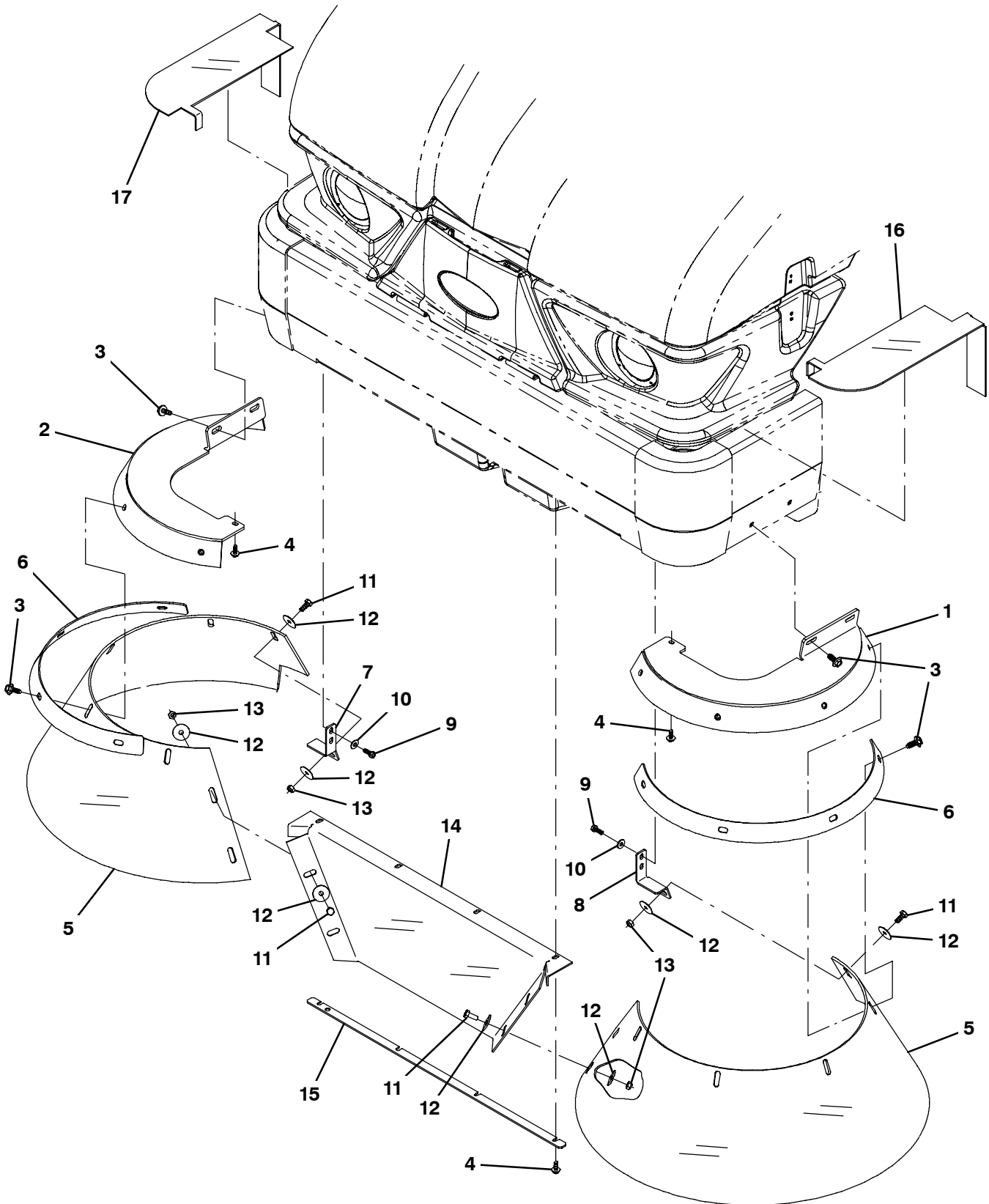


Fig. 18 - Dual Side Brush Dust Control Kit

	Ref.	Part No.	Serial Number	Description	Qty.
▽		9006041	(000000-) Brush Kit, Side, Dual, Ele,Ci[S20 Affil]	1
▲	1	1054374	(000000-) Support Wldt, Lh, Sbdc	1
▲	2	1054371	(000000-) Support Wldt, Rh, Sbdc	1
▲	3	1037346	(000000-) Screw, Hex, M8 X 1.25 X 25, 9.8, Sems	12
▲	4	1040467	(000000-) Screw, Hex, M6 X 1.00 X 20, 9.8, Sems	6
▲	5	1054391	(000000-) Skirt, Brush, Side, Sbdc	2
▲	6	1054567	(000000-) Retainer, Skirt	2
▲	7	1047696	(000000-) Bracket, Sbdc, Rh	1
▲	8	1048785	(000000-) Bracket, Sbdc, Lh	1
▲	9	12459	(000000-) Screw, Hex, M6 X 1.00 X 20, Fmg	4
▲	10	32490	(000000-) Washer, Flat, 0.25, Std	4
▲	11	09740	(000000-) Screw, Hex, M8 X 1.25 X 20, Ss	6
▲	12	30013	(000000-) Washer, Flat, 0.31, Fendr	12
▲	13	08709	(000000-) Nut, Hex, Lock, M8 X 1.25, NI	6
▲	14	1048718	(000000-) Skirt, Sbdc, Sba, Lh	1
▲	15	1048720	(000000-) Retainer, Skirt	1
▲	16	1054369	(000000-) Seal, Top, Lh, Sbdc	1
▲	17	1047773	(000000-) Seal, Top, Sbdc	1

Fig. 19 - Vacuum Wand Kit

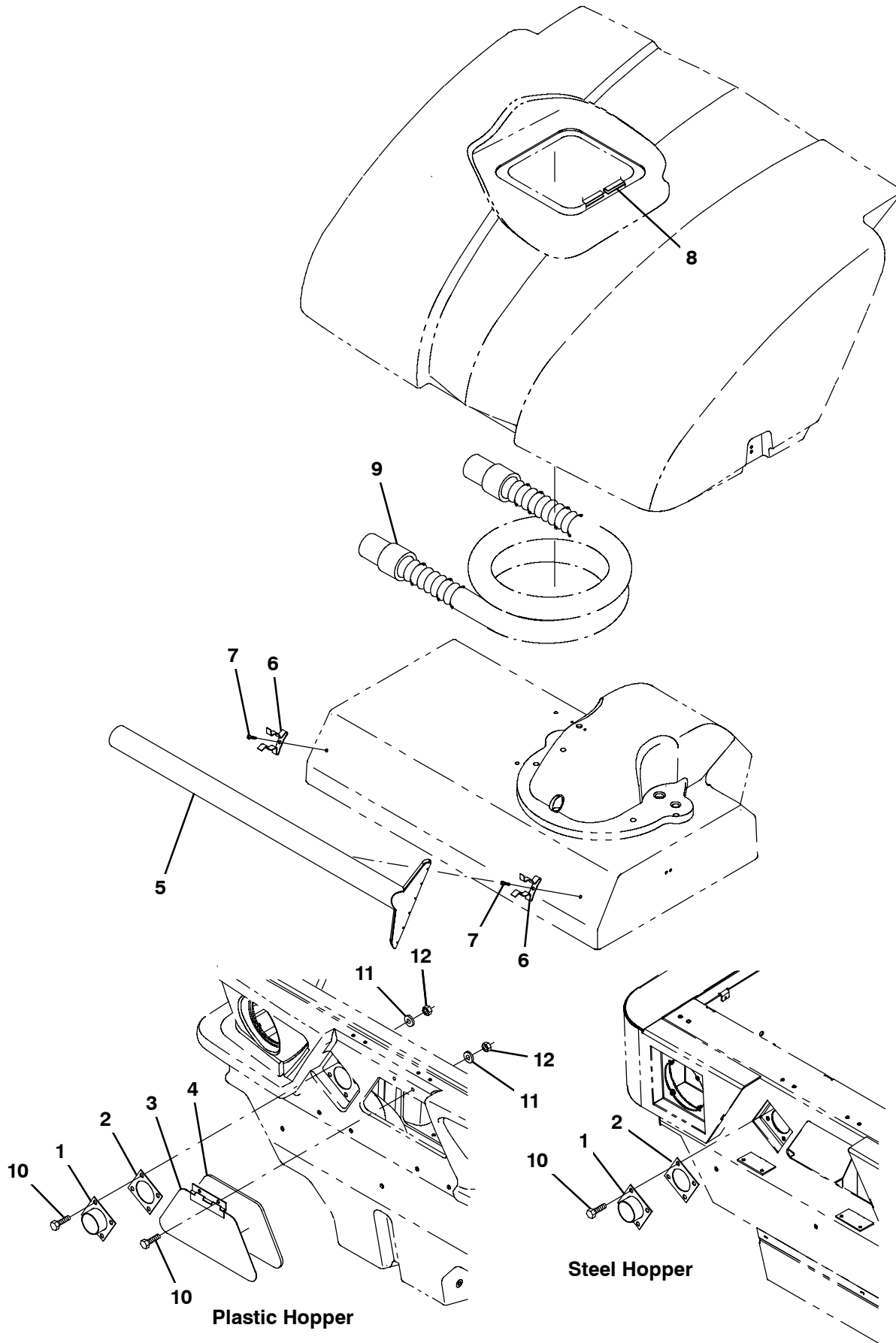
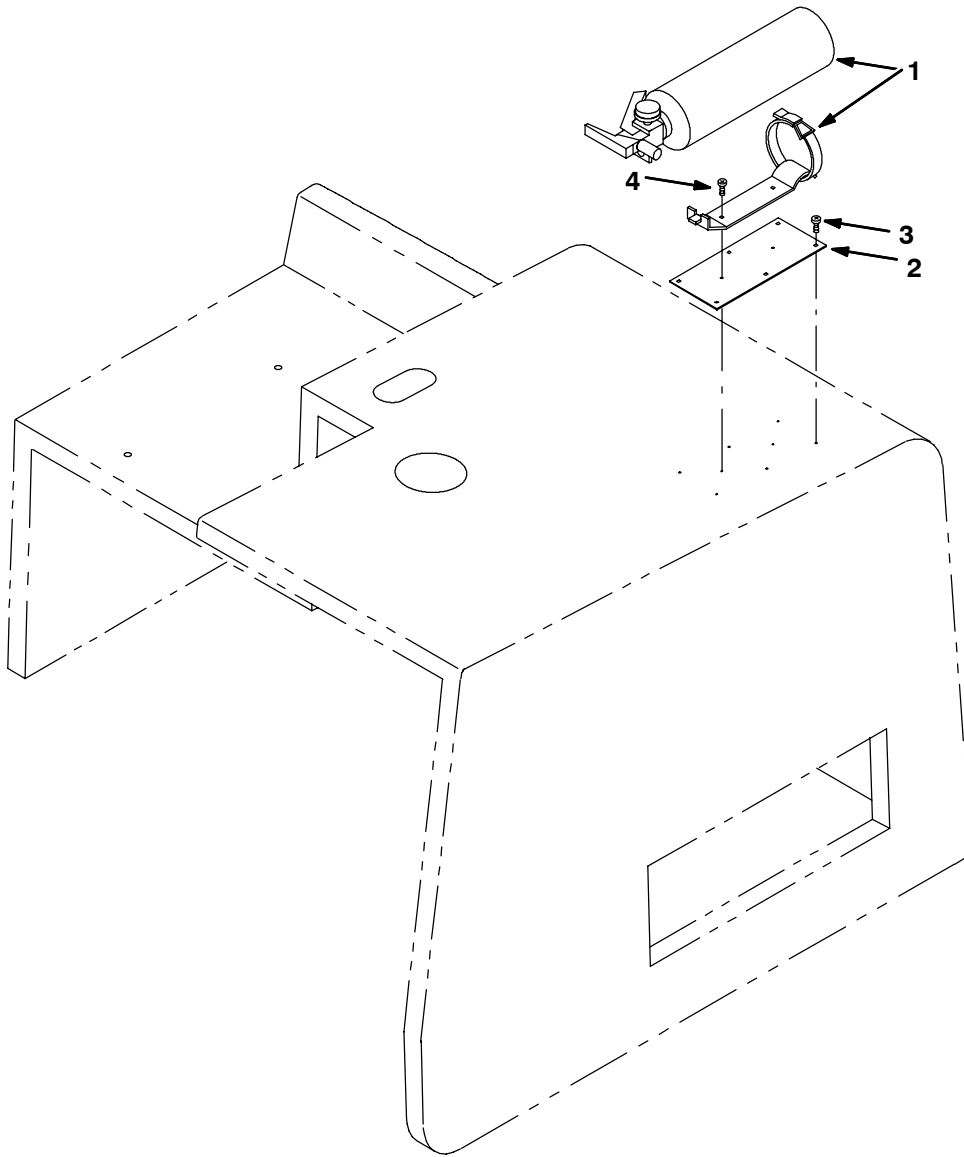


Fig. 19 - Vacuum Wand Kit

	Ref.	Part No.	Serial Number	Description	Qty.
▽		9006023	(000000-) Wand Kit, Vacuum, Ci [S20]	1
▲	1	1052620	(000000-) Adapter Wldt, Wand, Vacuum	1
▲	2	55965	(000000-) Seal, Rbr, 0.06, Tube, Vacuum Wand	1
▲	3	1047632	(000000-) Door Wldt, Wand, Vacuum	1
▲	4	1047635	(000000-) Gasket, Door, Wand, Vacuum	1
▲	5	9006909	(000000-) Wand, Vacuum, W/ Label, Na [S20]	1
▲	5	9006911	(000000-) Wand, Vacuum, W/ Label, JP [S20]	1
▲	6	67004	(000000-) Clip, Grip, Finger, 1.00-1.88d,White Vyl	2
▲	7	360973	(000000-) Screw, Pan, 12-16 X 0.50, F/ Plstc	2
▲	8	07887	(000000-) Molding, Trim, Pvc, .08-.11 39.2l	1
▲	9	54009	(000000-) Hose Assy, W/2cuff, 2.0d 120l 2.0/2.0	1
▲	10	08716	(000000-) Screw, Hex, M6 X 1.00 X 20, Ss	6
▲	11	32490	(000000-) Washer, Flat, 0.25, Std	6
▲	12	08708	(000000-) Nut, Hex, Lock, M6 X 1.00, NI	6

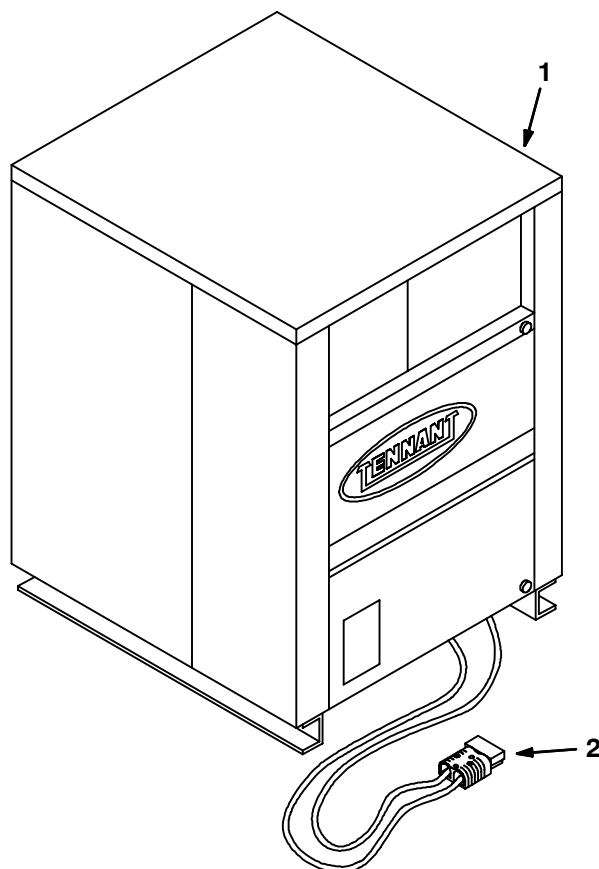
Fig. 20 - Fire Extinguisher Kit



350035 - ALL

Ref.	Part No.	Serial Number	Description	Qty.
▽	9006025	(000000-) Extinguisher Kit, Fire, Ci [S20]	1
▲	1 25312	(000000-) Extinguisher, Fire, 2.5 Lb Dry	1
▲	2 1052806	(000000-) Plate, Mtg, Fire Extinguisher	1
▲	3 360973	(000000-) Screw, Pan, 12-16 X 0.50, F/ Plstc	6
▲	4 02863	(000000-) Screw, Pan, Phl, 10-16 X 0.75, Fmg/Ab	2

Fig. 21 - Battery Charger Group



07528 - E

	Ref.	Part No.	Serial Number	Description	Qty.
▽	1	65780	(000000-) Charger, 50A/60H/1Ph,	1
▲	2	22892	(000000-) Connector, Gray	1
▽	1	65781	(000000-) Charger, 75A /60H/1Ph	1
▲	2	22892	(000000-) Connector, Gray	1
▽	1	65782	(000000-) Charger, 75A/60H/3Ph	1
▲	2	22892	(000000-) Connector, Gray	1
▽	1	364080	(000000-) Charger, 50A / 50H/1Ph	1
▲	2	22892	(000000-) Connector, Gray	1
▽	1	364081	(000000-) Charger, 75A / 50H/3Ph	1
▲	2	22892	(000000-) Connector, Gray	1
▽	1	364082	(000000-) Charger, 45A / 50-60H/1Ph	1
▲	2	22892	(000000-) Connector, Gray	1

Fig. 22 - Battery Group, 36V 315Ah Wet

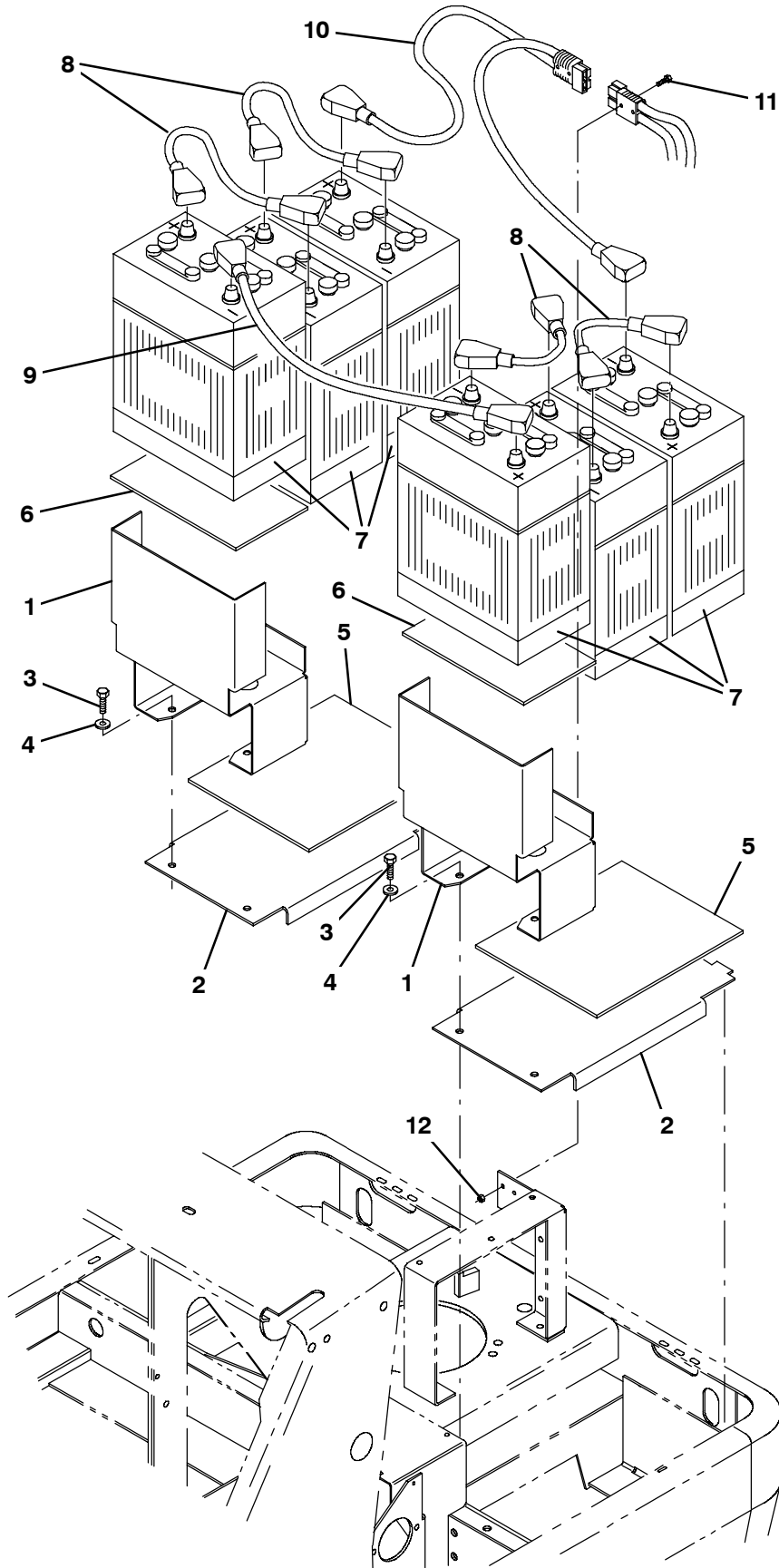
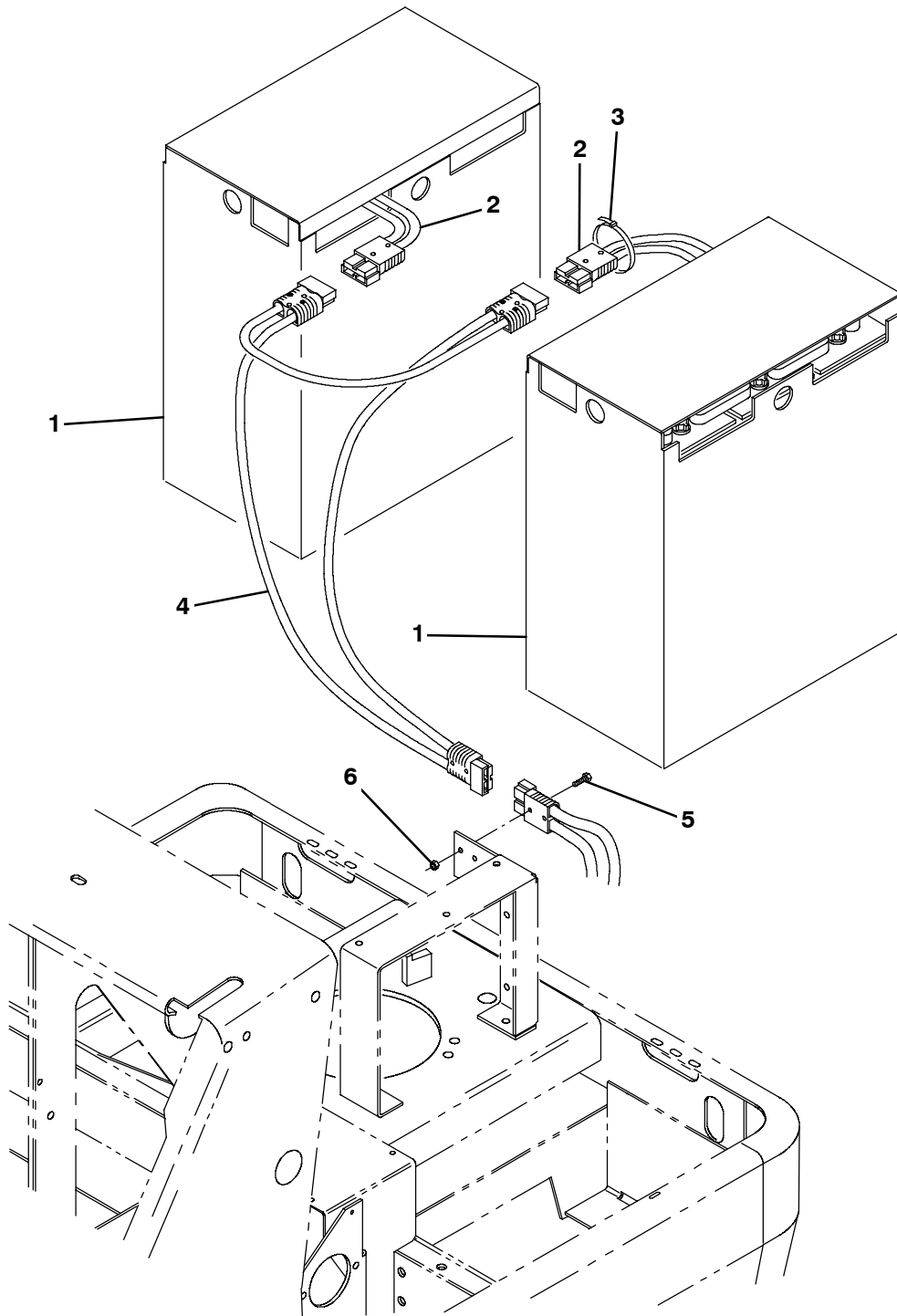


Fig. 22 - Battery Group, 36V 315Ah Wet

Ref.	Part No.	Serial Number	Description	Qty.
1	1054267	(000000-) Bracket, Sppt, Battery	2
2	1054266	(000000-) Channel, Sppt, Battery	2
3	39283	(000000-) Screw, Hex, M10 X 1.50 X 25, 8.8	4
4	32492	(000000-) Washer, Flat, 0.38, Std	4
5	361168	(000000-) Spacer, Plywood	2
6	361169	(000000-) Spacer, Plywood	2
7	10157	(000000-) Battery, Wet, 06vdc 0360ah	6
8	50480	(000000-) Cable, Battery, 04ga 13.5l Blk, 2clamp	4
9	36555-1	(000000-) Cable, Battery, 04ga 40.0l Blk, 2clamp	1
10	1050665	(000000-) Cable Assy, Battery, 04ga, 2clamp, 175a	1
11	06946	(000000-) Screw, Hex, M6 X 1.00 X 35, 8.8	2
12	08708	(000000-) Nut, Hex, Lock, M6 X 1.00, NI	2

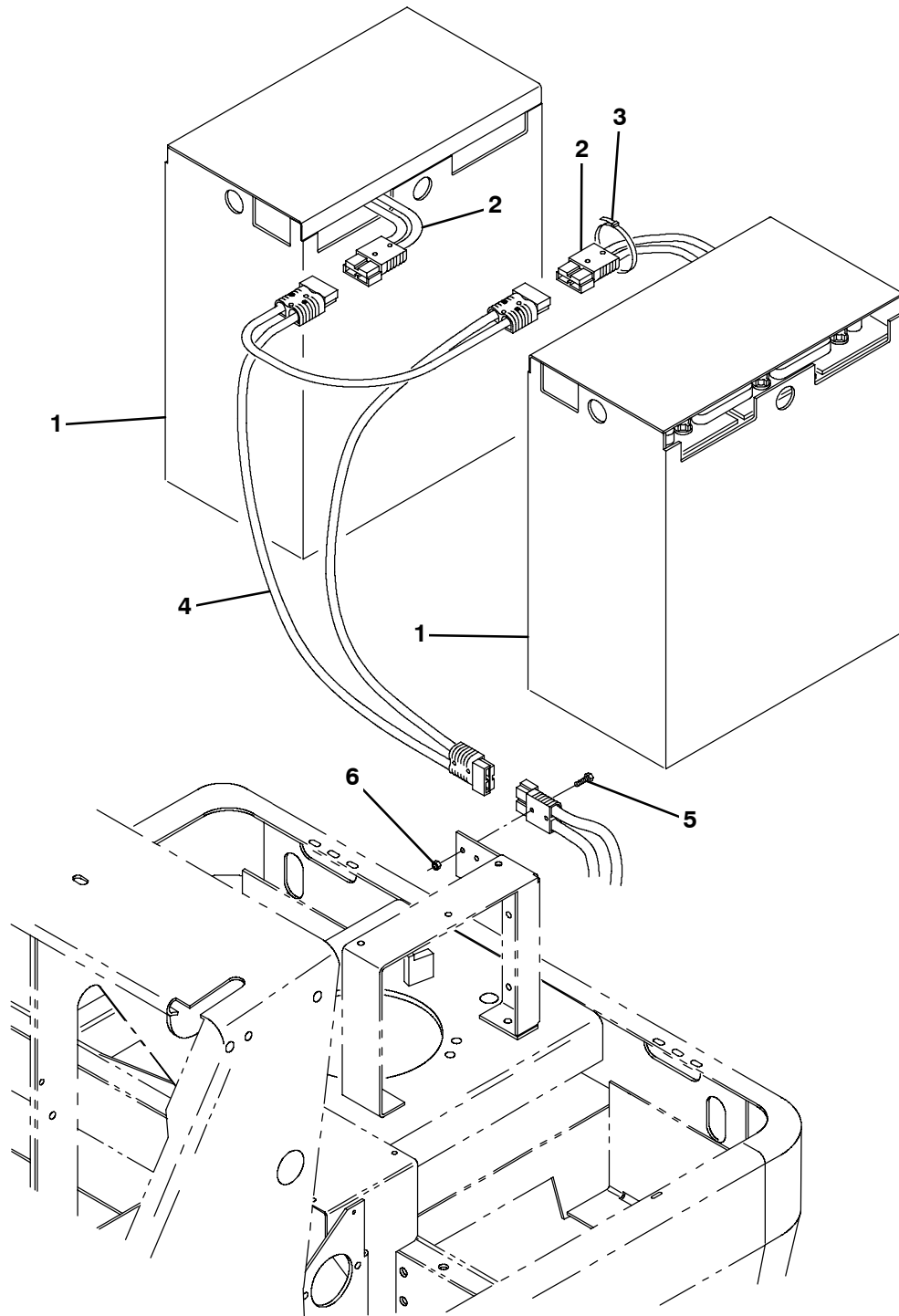
Fig. 23 - Battery Group 36V 440Ah Wet



356000- E

Ref.	Part No.	Serial Number	Description	Qty.
▽	1	1049973	(000000-) Battery, Wet, 18vdc 0440ah	2
▲	2	47985	(000000-) Connector, Anderson, 175a, Orange	1
	3	44961	(000000-) Tie, Cable, Nyl, 14.5l .30w 4.0 Max D	3
	4	1050077	(000000-) Harness, Wire, Battery	1
	5	06946	(000000-) Screw, Hex, M6 X 1.00 X 35, 8.8	4
	6	08708	(000000-) Nut, Hex, Lock, M6 X 1.00, NI	4

Fig. 24 - Battery Kit 36V 340Ah Wet



356000- E

	Ref.	Part No.	Serial Number	Description	Qty.
▽	1	1049972	(000000-) Battery, Wet, 18vdc 0340ah	2
▲	2	47985	(000000-) Connector, Anderson, 175a, Orange	1
	3	44961	(000000-) Tie, Cable, Nyl, 14.5l .30w 4.0 Max D	3
	4	1050077	(000000-) Harness, Wire, Battery	1
	5	06946	(000000-) Screw, Hex, M6 X 1.00 X 35, 8.8	4
	6	08708	(000000-) Nut, Hex, Lock, M6 X 1.00, NI	4

Fig. 25 - Documentation Group

E

Ref.	Part No.	Serial Number	Description	Qty.
	9006704	(000000-) Manual, Oprtr [S20 Elec, En]	1
	9006705	(000000-) Manual, Oprtr [S20 Elec, Es]	1
	9006706	(000000-) Manual, Oprtr [S20 Elec, Fr]	1
	9006707	(000000-) Manual, Oprtr [S20 Elec, Jp]	1
	9006708	(000000-) Manual, Parts [S20 Ele, En]	1
	9006710	(000000-) Manual, Oprtr [S20 Ele, Cn]	1
	9006711	(000000-) Manual, Oprtr [S20 Ele, Ptb]	1
	9006727	(000000-) Video, Oprtr, Dvd [S20 En, Es, Fr]	1
	9006724	(000000-) Manual, Service [S20 Gas/Lpg/Dsl, En]	1

SECTION 4

Contents	Page
Fig. 1 - Hydraulic Gear Motor Breakdown, 361026	4-2
Fig. 2 - Hydraulic Control Valve Breakdown, 361012	4-4
Fig. 3 - Hydraulic Steering Valve Breakdown, 74173	4-6
Fig. 4 - Electric Motor Breakdown, 360065	4-7
Fig. 5 - Electric Motor Breakdown, 360175	4-8
Fig. 6 - Hydraulic Solenoid Valve Breakdown, 1046688	4-9
Fig. 7 - Hydraulic Solenoid Valve Breakdown, 1045994	4-10

Fig. 1 - Hydraulic Gear Motor Breakdown, 361026

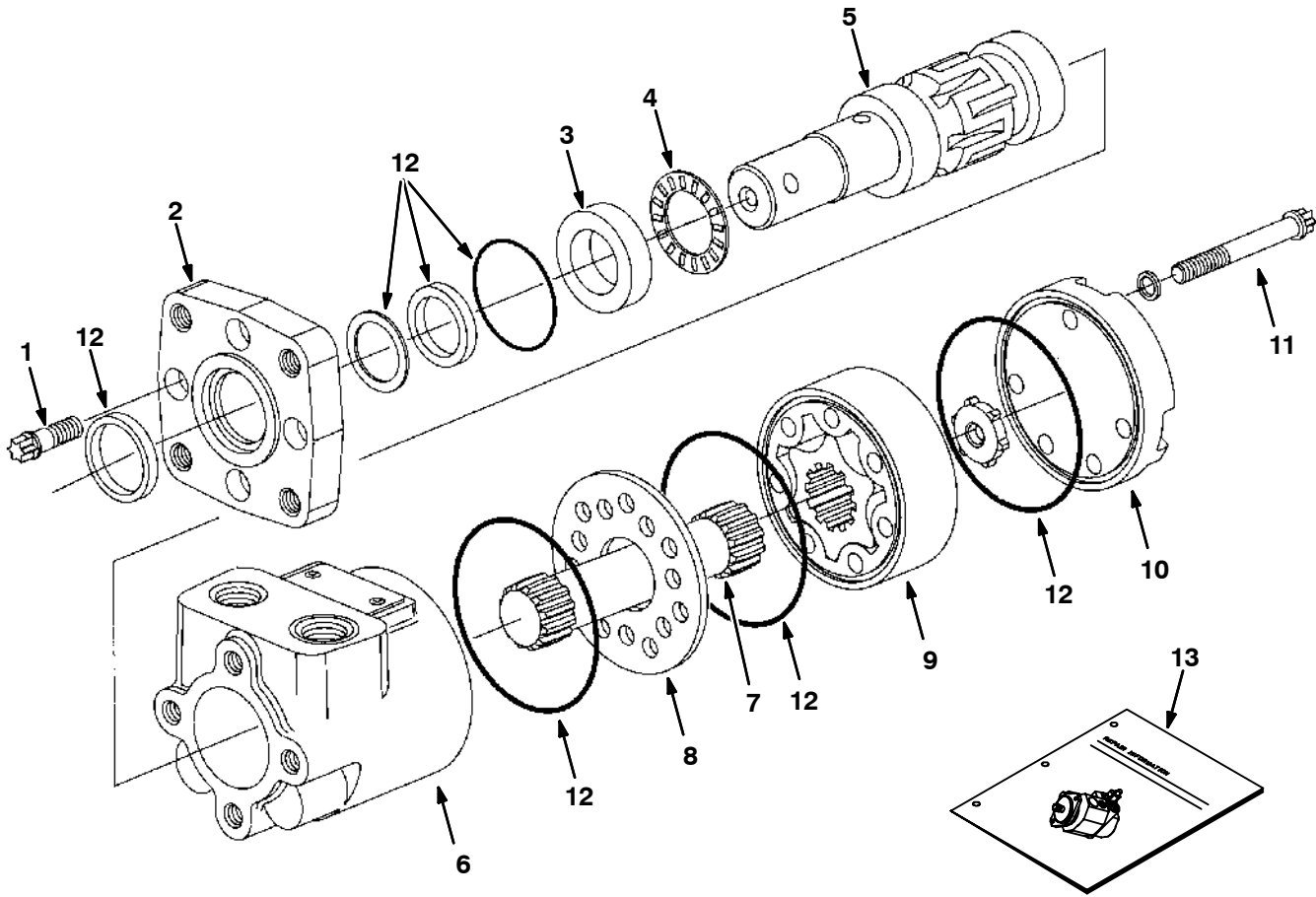


Fig. 1 - Hydraulic Gear Motor Breakdown, 361026

	Ref.	Part No.	Serial Number	Description	Qty.
▽		361026	(000000-) Motor, Hyd Gear In 08.9 B 1500	1
▲	1	37555	(000000-) Screw	4
▲	2	31354	(000000-) Flange Mounting	1
▲	3	16695	(000000-) Race Thrust	1
▲	4	45628	(000000-) Thrust Bearing	1
▲	5	31373	(000000-) Shaft, Output	1
▲	6	74100	(000000-) Housing	1
▲	7	21955	(000000-) Drive	1
▲	8	74094	(000000-) Spacer Plate	1
▲	9	21956	(000000-) Gerotor Set	1
▲	10	65230	(000000-) Cap, End	1
▲	11	21958	(000000-) Cap Screw	5
▲	12	28835	(000000-) Seal Kit, Motor A/H-Stnd	1
	13	74250	(000000-) Instr. Repair Info, Motor	1

Fig. 2 - Hydraulic Control Valve Breakdown, 361012

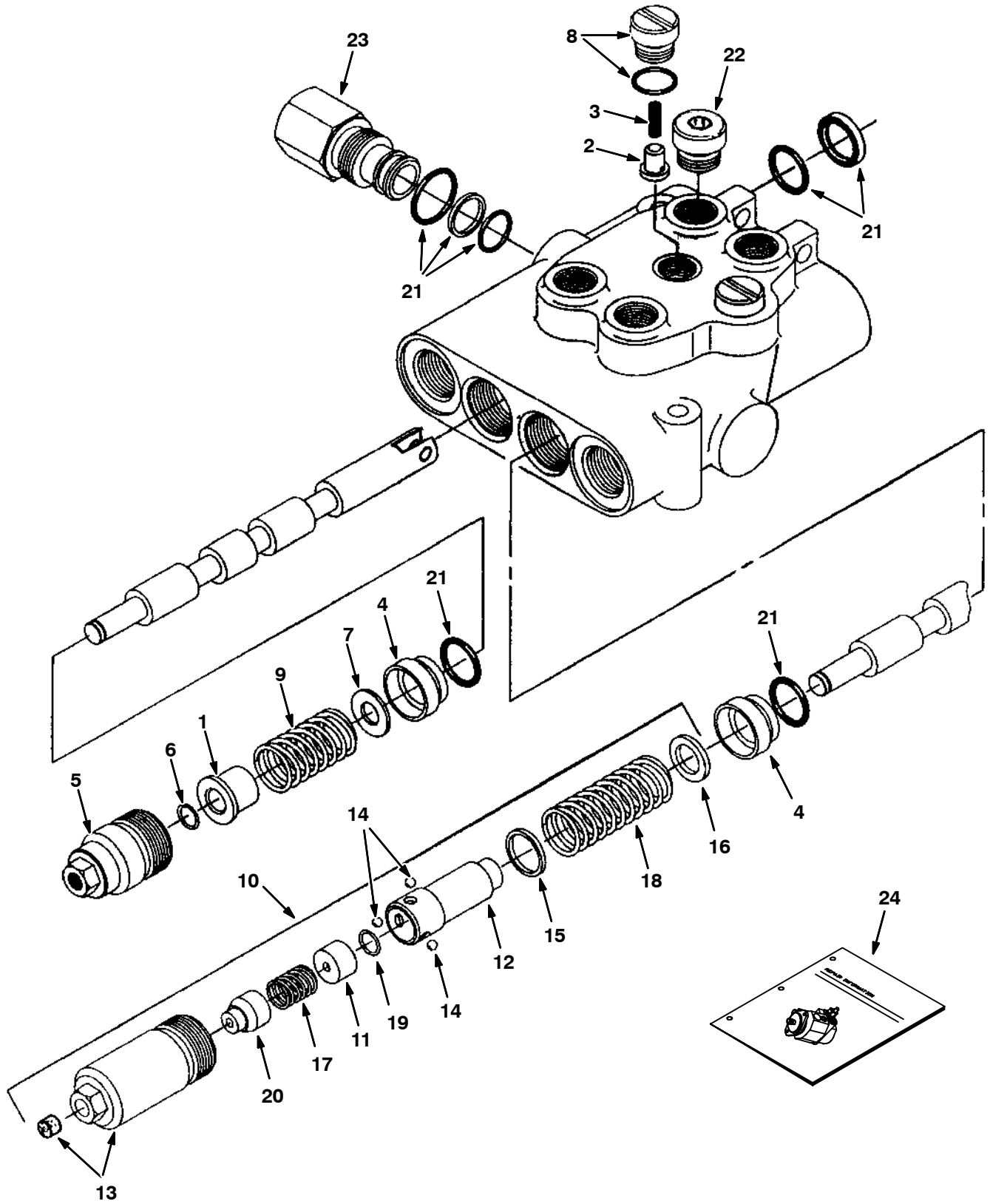
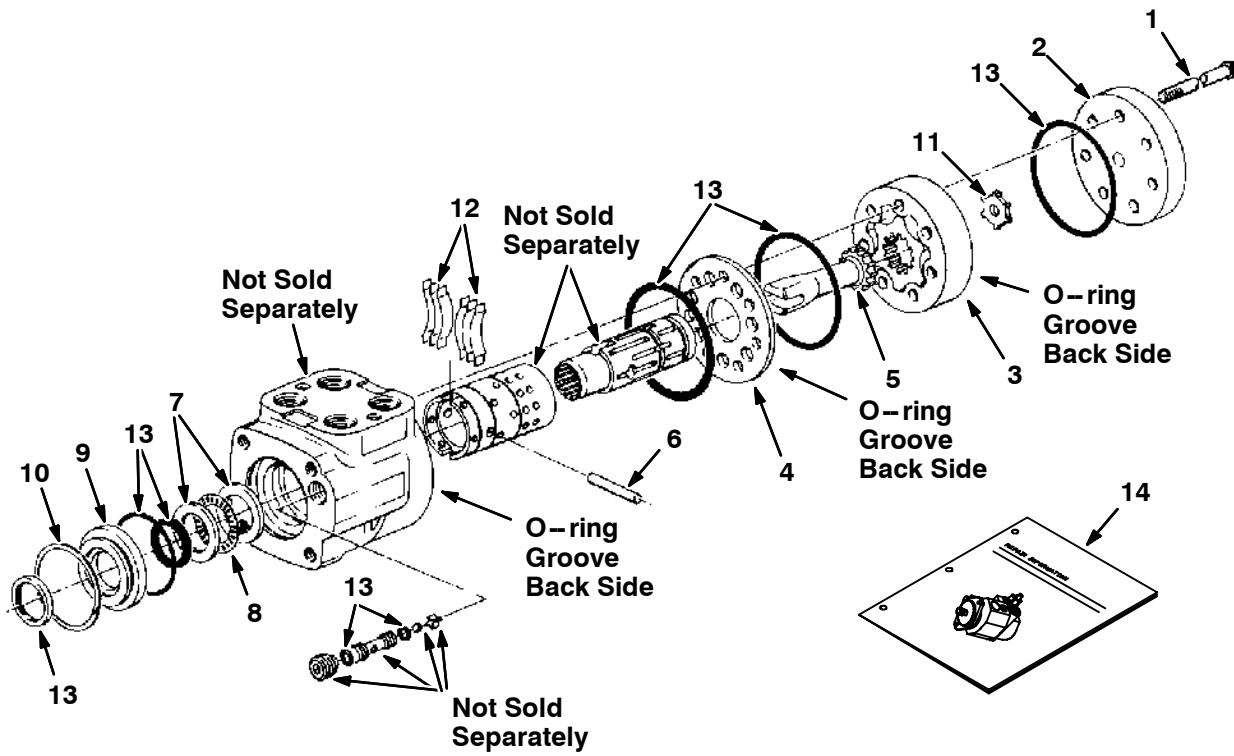


Fig. 2 - Hydraulic Control Valve Breakdown, 361012

	Ref.	Part No.	Serial Number	Description	Qty.
▽		361012	(000000-) Valve, Hyd Control Man	1
▲	1	79785	(000000-) Spacer	1
▲	2	79786	(000000-) Plunger	2
▲	3	79787	(000000-) Spring	2
▲	4	79788	(000000-) Bushing	2
▲	5	79789	(000000-) Cap Assembly	1
▲	6	79792	(000000-) Ring, Retaining	1
▲	7	79794	(000000-) Washer	1
▲	8	79795	(000000-) Plug & O-Ring	2
▲	9	79796	(000000-) Spring	1
▲▽	10	79814	(000000-) Kit, Detent In	1
▲▲	11	79801	(000000-) Spacer	1
▲▲	12	79802	(000000-) Detent Adaptr	1
▲▲	13	21961	(000000-) Cap Assembly	1
▲▲	14	79804	(000000-) Ball	3
▲▲	15	79805	(000000-) Washer	1
▲▲	16	79806	(000000-) Washer	1
▲▲	17	79807	(000000-) Spring	1
▲▲	18	79808	(000000-) Spring	1
▲▲	19	79792	(000000-) Ring, Retaining	1
▲▲	20	79800	(000000-) Cone	1
▲	21	79812	(000000-) Seal Kit, Vlv	1
▲	22	13904	(000000-) Plug Gage #6	2
	23	361028	(000000-) Plug Assy,Byd	1
	24	79820	(000000-) Instr. Valve Repair Info	1

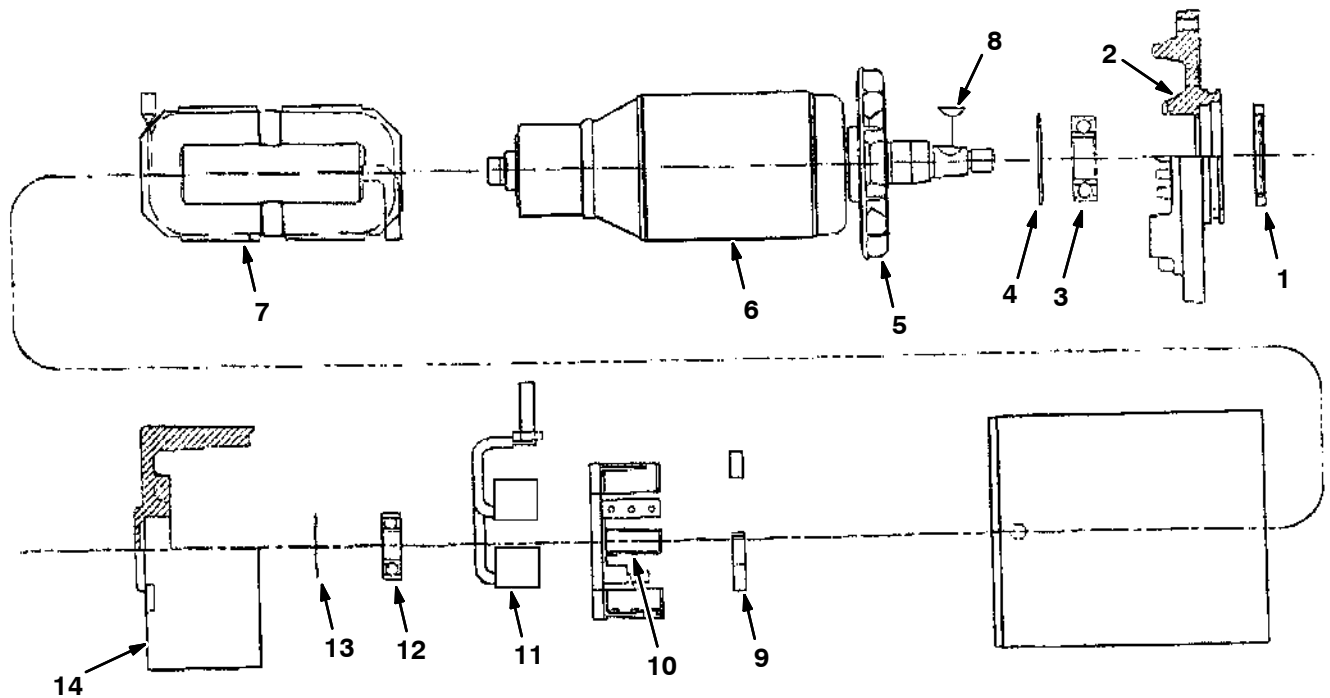
Fig. 3 - Hydraulic Steering Valve Breakdown, 74173



09670 - E

Ref.	Part No.	Serial Number	Description	Qty.
▽	74173	(000000-) Valve, Hydraulic Steering 07.3 0600	1
▲	1 74191	(000000-) Cap, Screw	7
▲	2 74181	(000000-) Cap, End	1
▲	3 71574	(000000-) Gerotor Set	1
▲	4 74182	(000000-) Plate, Wear	1
▲	5 58596	(000000-) Drive	1
▲	6 74218	(000000-) Pin	1
▲	7 74109	(000000-) Race, Bearing	2
▲	8 74110	(000000-) Bearing, Needle	1
▲	9 74112	(000000-) Retainer, Front	1
▲	10 74111	(000000-) Ring, Retaining	1
▲	11 74140	(000000-) Spacer	1
▲	12 74195	(000000-) Spring Kit	1
▲	13 74190	(000000-) Seal Kit	1
▲	14 74251	(000000-) Repair Info	1

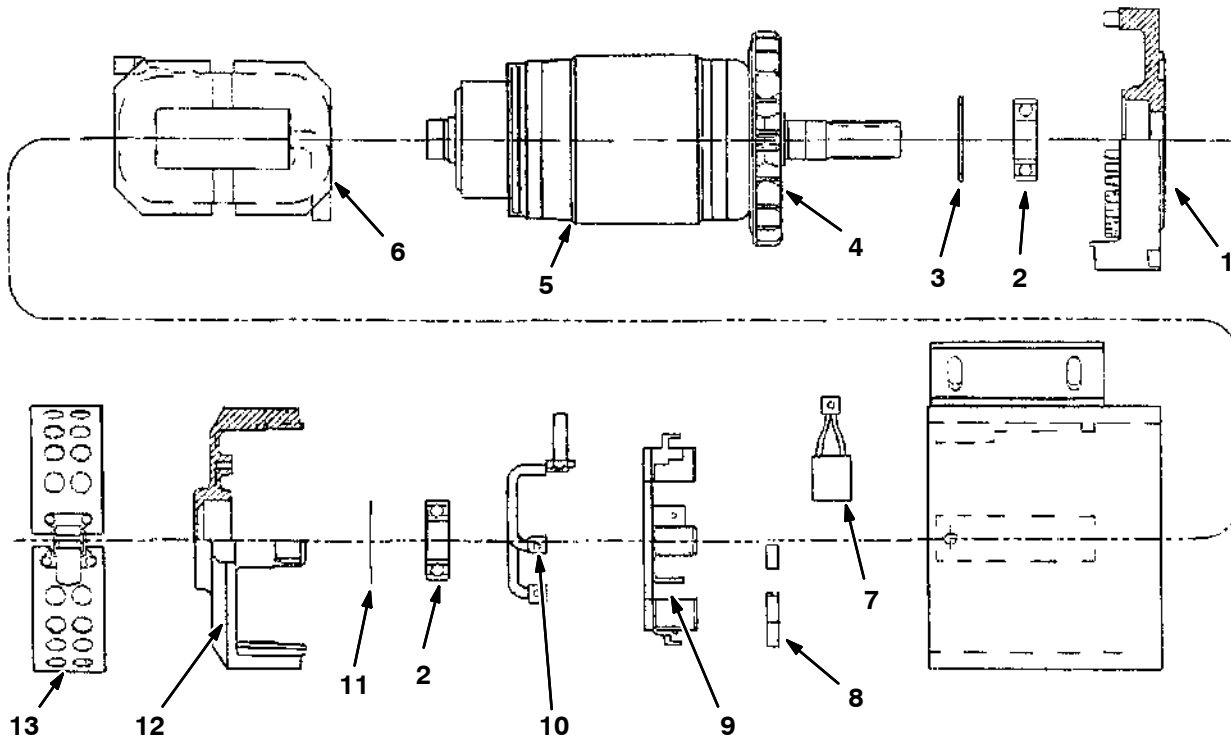
Fig. 4 - Electric Motor Breakdown, 360065



350403 - E

Ref.	Part No.	Serial Number	Description	Qty.
▽	360065	(000000-) Motor, Electric, 36VDC 2.1 HP	1
▲	1 361952	(000000-) Seal	1
▲	2 361953	(000000-) Drive Endhead	1
▲	3 48758	(000000-) Bearing	1
▲	4 361954	(000000-) Snap-Ring	1
▲	5 361955	(000000-) Fan	1
▲	6 361956	(000000-) Armature and Fan Assembly	1
▲	7 361957	(000000-) Field Coil Kit	1
▲	8 00500-7	(000000-) Key-Wdruff 0.16 0.662 Asa#0505	1
▲	9 361959	(000000-) Brush Spring	4
▲	10 361960	(000000-) Brush Box and Plate Assembly	1
▲	11 361961	(000000-) Lead Assembly Kit	1
▲	12 361962	(000000-) Bearing	1
▲	13 361963	(000000-) Wavy Washer	1
▲	14 361964	(000000-) Commutator Endhead	1

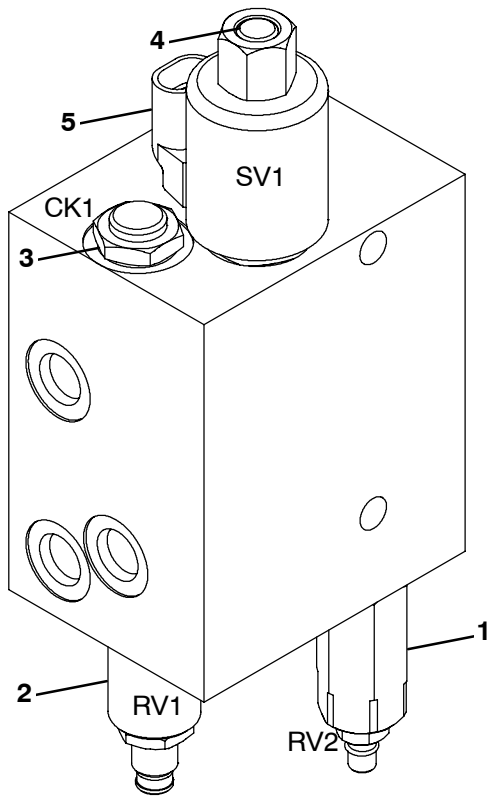
Fig. 5 - Electric Motor Breakdown, 360175



350405 - E

Ref.	Part No.	Serial Number	Description	Qty.
▽	360175	(000000-) Motor, Electric, 36VDC 4.0 HP	1
▲	1 361965	(000000-) Drive Endhead	1
▲	2 48758	(000000-) Bearing	1
▲	3 361954	(000000-) Snap-Ring	1
▲	4 361966	(000000-) Armature Fan	1
▲	5 361967	(000000-) Armature and Fan Assembly	1
▲	6 361968	(000000-) Field Coil Kit	1
▲	7 385742	(000000-) Brush, Motor, Ele [Av#a91-112e]	4
▲	8 48755	(000000-) Brush Spring	4
▲	9 361969	(000000-) Brush Box and Plate Assembly	1
▲	10 361970	(000000-) Lead Assembly Kit	1
▲	11 361971	(000000-) Wavy Washer	1
▲	12 361972	(000000-) Commutator Endhead	1
▲	13 361973	(000000-) Headband	1

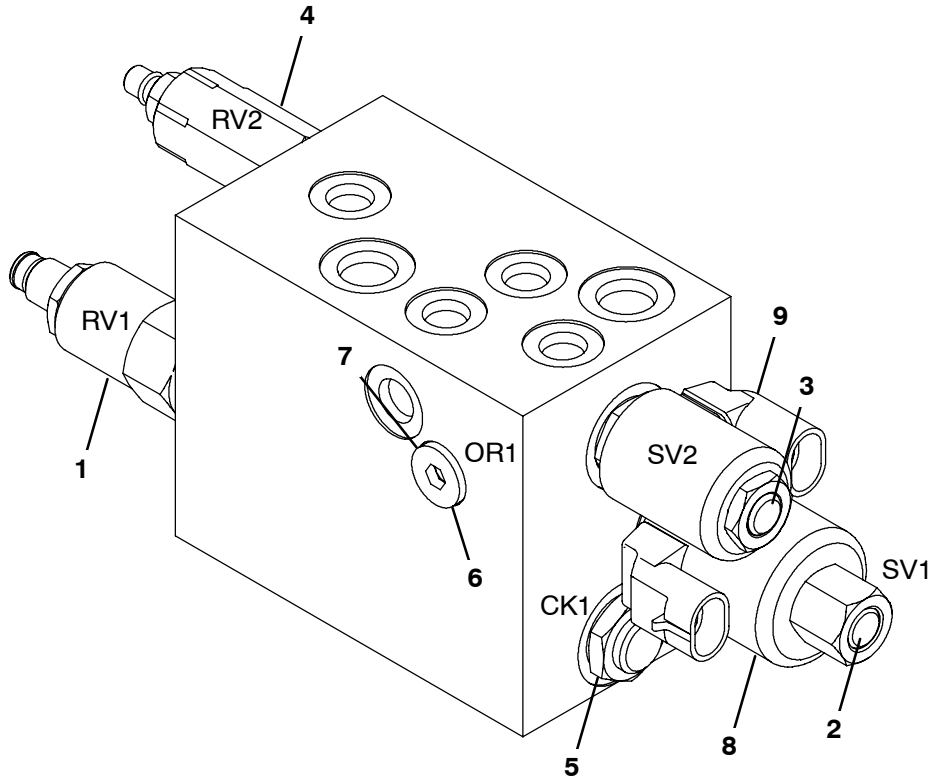
Fig. 6 - Hydraulic Solenoid Valve Breakdown, 1046688



356086 - E

Ref.	Part No.	Serial Number	Description	Qty.
▽	1046688	(000000-) Valve, Hyd, Solenoid, 36vdc	1
▲▽	1 373740	(000000-) Valve, Relief	1
▲▲	373745	(000000-) Seal Kit, Valve, Hyd	1
▲▽	2 373738	(000000-) Valve, Cntrl, Logic	1
▲▲	373582	(000000-) Seal Kit, Hsng	1
▲▽	3 373741	(000000-) Valve, Check	1
▲▲	373745	(000000-) Seal Kit, Valve, Hyd	1
▲▽	4 373739	(000000-) Valve, Stem, Hyd	1
▲▲	373584	(000000-) Nut, Short	1
▲▲	373582	(000000-) Seal Kit, Hsng	1
▲	5 373744	(000000-) Solenoid, #10, 36vdc	1

Fig. 7 - Hydraulic Solenoid Valve Breakdown, 1045994



356088 - E

Ref.	Part No.	Serial Number	Description	Qty.
▽	1045994	(000000-) Valve, Hyd, Solenoid, 36vdc	1
▲▽	1 373738	(000000-) Valve, Cntrl, Logic	1
▲▲	373582	(000000-) Seal Kit, Hsng	1
▲▽	2 373739	(000000-) Valve, Stem, Hyd	1
▲▲	373584	(000000-) Nut, Short	1
▲▲	373582	(000000-) Seal Kit, Hsng	1
▲▽	3 373734	(000000-) Solenoid, Cntrl	1
▲▲	373584	(000000-) Nut, Short	1
▲▲	1058233	(000000-) Seal Kit, Cartridge	1
▲▽	4 373740	(000000-) Valve, Relief	1
▲▲	373745	(000000-) Seal Kit, Valve, Hyd	1
▲▽	5 373741	(000000-) Valve, Check	1
▲▲	373745	(000000-) Seal Kit, Valve, Hyd	1
▲▽	6 13904	(000000-) Fitting, Plug, Org, #6, Valve [Cec]	1
▲▲	77005	(000000-) Seal, Org, .078 X 00.47id 06	1
▲	7 373742	(000000-) Plug, Orifice, Valve, Hyd, .035	1
▲	8 373743	(000000-) Solenoid, #8, 36vdc	1
▲	9 373744	(000000-) Solenoid, #10, 36vdc	1

SECTION 5

CONTENTS

PAGE

PART NUMBER TO PAGE NUMBER CROSS REFERENCE LIST 5-2
PART DESCRIPTION TO PAGE NUMBER CROSS REFERENCE LIST 5-8

CROSS REFERENCE

PART NUMBER TO PAGE NUMBER CROSS REFERENCE LIST

Part Number	Page Number	Part Number	Page Number	Part Number	Page Number
00500-10	2-41	07791	2-5, 2-11, 2-15,	1027321	2-57
00500-7	4-7		2-19, 2-39, 2-43,	1027798	3-3, 3-5, 3-7, 3-9
00915	2-33		2-47, 2-51, 2-59,	1027800	3-3, 3-5, 3-7, 3-9
00928	2-31		2-63, 3-3, 3-5, 3-7,	1031617	3-15
00954	2-41		3-9, 3-11, 3-13	1035826	2-35, 2-37, 3-23,
01682	2-33	07792	2-43, 2-63		3-25
01685	2-37, 3-25	07793	2-5, 3-11, 3-13	10362	2-41
01689	2-5	07887	3-35	1036631	2-23
01713	2-39	08013N	2-3	1036892	2-17, 2-31, 2-39,
01714	2-29	08085	2-11, 2-29, 2-33,		2-47, 2-51
01754	2-15		2-37, 3-23, 3-25	1037346	2-5, 2-9, 2-11, 2-13,
02076	2-25, 2-33	08170	2-21		2-15, 2-19, 2-47,
02356	2-33	08175	2-23, 2-31, 2-41,		2-51, 2-53, 3-3, 3-5,
02431	2-5		3-23		3-7, 3-9, 3-15, 3-23,
02469	2-57, 3-29	08179	2-39		3-31, 3-33
02850	2-51, 2-53, 3-15	08182	2-19, 2-21, 2-51	1037354	2-5, 2-15, 2-27,
02863	3-36	08298	2-43		2-29, 2-33, 2-39,
03670	1-1, 2-33	08346	2-39		2-45, 2-51, 2-59,
04186	2-31	08361	2-43		3-11, 3-13
04375	2-49	08708	2-13, 2-15, 2-17,	1037355	2-21, 2-43, 2-45,
04706	2-17		2-19, 2-21, 2-39,		2-53, 3-17, 3-31
06415	2-45		2-41, 2-45, 2-47,	1037358	2-33, 2-41, 2-45,
06419	2-31		2-51, 2-60, 3-3, 3-5,		2-49, 2-63, 3-21,
06474A	2-19		3-7, 3-9, 3-11, 3-13,		3-25
06549	2-15, 2-21, 2-51,		3-17, 3-23, 3-35,	1037427	2-37
	3-3, 3-5, 3-7, 3-9,	08709	3-39, 3-40, 3-41	1037485	2-37
	3-17		2-5, 2-11, 2-21,	1038176	2-51
06750	2-33		2-27, 2-31, 2-35,	1038957	2-15
06927	2-51, 3-15		2-43, 2-45, 2-49,	1039250	2-53
06933	3-3, 3-5, 3-7, 3-9		2-51, 2-53, 2-59, 3-3,	1040467	2-15, 3-31, 3-33
06935	3-17		3-5, 3-7, 3-9, 3-17,	1041873	2-15, 2-63
06941	3-23		3-19, 3-23, 3-31,	1041941	3-29
06942	3-17		3-33	1042282	2-53
06943	2-19, 2-39, 2-41,	08711	2-21, 2-31, 2-43	1042285	2-53
	3-11, 3-13	08713	2-25, 2-37, 3-25	1042727	3-25
06944	2-11	08716	3-35	1042730	3-25
06946	3-39, 3-40, 3-41	09010	2-37, 3-25	1042791	2-5
06949	2-21, 2-60, 3-3, 3-5,	09026	2-51	1042849	2-5
	3-7, 3-9	09028	2-37, 2-43	1042875	2-45
06955	2-11, 2-29, 3-23	09037	2-23	1043176	3-21
06956	2-27	09087	2-39	1043383	2-53
06957	2-35, 2-43	09088	2-29	1043490	2-45
06958	2-25	09200	2-15, 2-45, 2-47,	1043815	2-53
06961	2-53, 2-61, 3-20,		3-3, 3-5, 3-7, 3-9	1043817	2-53
	3-27	09244	2-51	1043819	2-53
06963	2-19	09291	2-29	1043938	2-47
06968	2-21	09740	2-5, 2-30, 3-31, 3-33	1044075	3-13
06969	2-5	1008142	2-15	1044146	2-53
06977	2-31	1012529	2-5	1044214	2-47
06988	2-37, 3-25	1014563	2-45, 2-51	1044254	2-45
07259	2-23, 2-43	10157	3-39	1044273	2-51
07514	2-39, 2-53	1017248	3-3, 3-7	1044285	2-53
07785	2-37, 3-23, 3-25	1017250	3-5, 3-9	1044351	2-53
07787	2-31	1020341	2-7, 2-43, 2-63, 3-7,	1044352	2-53
			3-9	1044356	1-1, 2-53
		1023920	3-17	1044357	1-1, 2-39
		1025992	3-29	1044844	2-7
		1026362	2-43	1044845	2-9

CROSS REFERENCE

Part Number	Page Number	Part Number	Page Number	Part Number	Page Number
1044900	2-45	1048504	2-73	1050955	2-19
1044907	2-45	1048529	2-73	1050957	2-19
1045211	2-15	1048556	3-23	1051045	2-51
1045222	2-17	1048565	2-39	1051049	2-51
1045229	2-11	1048718	3-33	1051115	2-51
1045365	2-45	1048720	3-31, 3-33	1051135	2-15
1045404	3-17	1048732	2-45	1051199	2-53
1045423	2-47	1048744	2-30	1051250	2-5
1045434	2-47	1048746	2-7, 2-9	1051510	2-17
1045475	3-23	1048750	2-7, 2-9	1051766	2-51
1045563	3-23	1048785	3-33	1051773	2-51
1045567	3-15	1048800	2-30	1051800	2-51
1045569	3-15	1048801	2-27	1051866	2-59
1045571	3-23	1048802	2-27	1051892	2-59
1045627	2-39	1048849	3-15	1052113	2-21
1045647	3-23	1048883	3-31	1052114	2-21
1045900	1-1, 2-53	1048932	2-11	1052203	2-43
1045994	3-27, 4-10	1048955	2-11	1052231	2-43
1046038	3-23	1048990	2-45	1052263	2-21
1046246	2-37	1049015	2-45	1052446	2-51
1046248	3-25	1049102	2-45	1052452	2-45
1046406	3-11, 3-13	1049199	2-9	1052454	2-45
1046498	3-23	1049208	2-9	1052474	3-3, 3-5
1046553	2-21	1049220	2-29	1052475	3-7, 3-9
1046590	2-39	1049224	2-29	1052531	2-19
1046688	2-61, 4-9	1049253	2-45	1052533	3-29
1047115	3-21	1049263	2-45	1052534	3-29
1047116	3-21	1049293	2-31	1052540	2-19
1047280	2-51	1049302	2-33	1052541	2-19
1047349	2-53	1049336	2-33	1052560	2-23
1047447	2-11	1049408	2-53	1052561	2-23
1047456	3-15	1049409	2-53	1052562	2-25
1047480	3-11, 3-13	1049553	3-3, 3-5	1052563	2-25
1047575	1-1, 2-45	1049554	3-3, 3-5	1052620	3-35
1047592	3-15	1049687	3-17	1052625	2-65
1047632	3-35	1049702	3-15	1052644	2-41
1047635	3-35	1049860	2-53	1052646	2-41
1047637	1-1	1049937	3-13	1052647	2-41
1047653	3-15	1049938	3-13	1052649	2-41
1047690	3-15	1049972	3-41	1052650	2-41
1047696	3-31, 3-33	1049973	3-40	1052651	2-41
1047704	3-11, 3-13	1049982	2-53	1052652	2-39
1047705	3-11, 3-13	1049987	2-11	1052653	2-39
1047706	3-15	1049988	2-11	1052763	2-41
1047717	2-73	1049990	3-11, 3-13	1052803	2-13
1047728	3-17	1049991	3-11, 3-13	1052804	2-13
1047773	3-31, 3-33	1049992	3-11, 3-13	1052805	2-13
1047878	2-35	1050046	3-7, 3-9	1052806	3-36
1048096	2-45	1050070	3-26	1052808	3-17
1048116	2-45	1050077	3-40, 3-41	1052817	2-13
1048161	3-17	1050106	2-53	1052919	2-53
1048166	3-17	1050158	2-63	1053068	3-17
1048198	2-11	1050170	2-74	1053233	3-11, 3-13
1048311	2-37, 3-25	1050242	2-51	1053291	2-53
1048335	2-53	1050243	2-51	1053318	2-45
1048351	2-17	1050255	3-15	1053321	2-53
1048353	2-53	1050266	3-15	1053385	3-15
1048408	3-21	1050349	2-17	1053393	2-41
1048456	2-15	1050665	3-39	1053395	2-63
1048488	2-45	1050727	2-74	1053746	2-43

CROSS REFERENCE

Part Number	Page Number	Part Number	Page Number	Part Number	Page Number
1053842	2-15	10632-4	2-51	21168	2-43
1054045	2-30	1063238	2-21	21195	2-17
1054256	2-37, 3-25	1063246	2-25	21955	4-3
1054266	3-39	1063248	2-25	21956	4-3
1054267	3-39	1063616	2-9	21958	4-3
1054368	3-15	1064184	2-15, 3-3, 3-5, 3-7, 3-9, 3-15	21961	4-5
1054369	3-31, 3-33	1064185	3-3, 3-5, 3-7, 3-9	222290	2-15, 3-3, 3-5, 3-7, 3-9, 3-23
1054371	3-31, 3-33	1064188	2-15	222460	2-29, 2-35, 3-23
1054374	3-33	1064189	2-15	222516	2-11
1054391	3-31, 3-33	1064191	3-3, 3-5, 3-7, 3-9	22290	2-17
1054566	2-5	1064550	3-15	223356	2-65
1054567	3-31, 3-33	1064551	3-15	22892	3-37
1054588	2-33	10664	2-59	23498	2-41
1054619	2-5	11211	2-51	23683	2-41
1054625	3-31	11329	2-11	23788	2-43
1054872	2-15	11398	2-31	24265	2-53
1054875	2-21	11631	2-31	24899	2-30
1055049	2-27	11843	2-41	25005	2-39
1055074	2-27	12138	2-43	25014	2-19
1055376	2-57	12263	2-19	25046	3-17
1055583	2-51	12273	2-31	25312	3-36
1055605	2-5	12317	2-45	25887	2-30
1055606	3-15	12364	2-35	27108	2-37, 3-25
1055674	2-31	12459	2-43, 2-51, 3-31, 3-33	27985	2-13
1055757	3-11, 3-13	12540	2-25	27988	2-31
1056045	2-11	13534	2-31	27990	2-33
1056298	2-53	13766	2-31	28835	4-3
1056539	3-19	13904	4-5, 4-10	29499	2-37, 3-25
1056543	3-19	140147	2-39	29558	3-23
1056624	2-73	14368	2-19	29584	2-35
1057040	2-15	14397	2-19	30013	2-5, 2-9, 2-43, 2-45, 2-53, 3-17, 3-31, 3-33
1057585	3-11	14595-1	2-21, 2-29	30251	2-31
10576	2-11	14605	2-21, 2-29, 2-37, 3-23, 3-25	30252	2-30
1057602	1-1, 2-5	15008	2-63	30253	2-31
1057684	2-5	15331	2-37, 3-25	30255	2-31
1057707	1-1	15675	2-13, 2-51	30406	2-53
1057734	2-39	15803	3-29	30533	3-19, 3-20
1057735	2-39	15846	2-65	31254	3-15
1057959	2-53	16082	2-37, 3-25	31354	4-3
1057960	2-53	16376	2-59	31373	4-3
1058233	4-10	16411	1-1	314012	3-15, 3-17
1058333	2-74	16412	1-1	31597	2-57, 3-29
1058662	2-45	16455	2-43	31603	2-57
1058717	2-11	16695	4-3	31646	2-37, 3-25
1058722	2-11	16735	2-11, 2-47, 2-53	32483	2-19, 2-39, 2-63, 3-3, 3-5, 3-7, 3-9, 3-23
1058996	2-17	16931	2-63	32485	2-19, 2-31, 2-33, 2-59, 3-17
1059119	2-49	16949	2-13	32486	2-13, 2-19, 2-21, 2-37, 2-51, 3-3, 3-5, 3-7, 3-9, 3-11, 3-13, 3-25
1059158	2-49	17186	2-19	32490	2-11, 2-19, 2-39, 2-45, 2-51, 2-59, 2-63, 3-19, 3-23, 3-31, 3-33, 3-35
1059569	1-1, 2-31	17284	2-11, 2-43		
1060278	2-49	17404	2-43		
1060331	2-39	19065	2-39		
1060334	2-39	19066	2-15, 2-21, 2-45, 2-53, 3-3, 3-5, 3-7, 3-9		
1060444	2-39	19315	2-63		
1060541	2-11	20170	2-39		
1061216	2-5	20802	2-9		
1061575	2-53				
1061582	2-73				
10632-1	3-7, 3-9				
10632-15	2-63				
10632-18	2-45				

CROSS REFERENCE

Part Number	Page Number	Part Number	Page Number	Part Number	Page Number
32491	2-5, 2-11, 2-13, 2-21, 2-27, 2-29, 2-31, 2-35, 2-45, 2-47, 2-49, 2-51, 2-53, 2-60, 3-3, 3-5, 3-7, 3-9, 3-11, 3-13, 3-23	360276	2-21	360980	2-25
32492	2-29, 2-33, 2-35, 2-37, 2-41, 2-43, 2-45, 2-51, 2-53, 2-61, 3-25, 3-27, 3-39	360283	2-7, 2-9	360981	2-39
32515	2-39	360319	2-7	360989	2-65
32523	2-13	360320	1-1, 2-31	360991	2-59
32525	2-41	360327	2-45	361012	2-60, 4-5
32598	2-43	360336	1-1, 2-51	361023	1-1, 2-59
32747	3-23	360347	2-31	361026	2-37, 3-25, 4-3
32899	2-21	360357	2-37, 3-25	361028	2-60, 4-5
32960	2-7	360386	2-43	361031	2-57
32980	2-5	360388	2-7, 2-9	361032	2-57
32982	2-63	360406	2-41	361038	2-57
32983	2-13	360410	2-35	361040	2-57
32984	2-25, 2-39, 2-63	360411	2-35	361045	2-57
32987	2-23, 2-31	360413	2-29	361053	2-57
33342	2-37, 3-25	360414	2-35, 3-23	361074	2-15
33372	2-41	360417	2-35	361096	2-29
33807	2-15	360424	2-51	361097	2-29
34195	2-59	360449	2-35	361114	2-29
34359	3-27	360451	2-35	361165	2-13
34877	2-43	360454	2-29	361168	3-39
35529	2-43	360455	2-43	361169	3-39
35973	2-30	360460	2-27, 2-29	361191	2-33
360023	2-21	360467	2-60	361198	2-59
360062	2-60	360488	2-29	361271	2-59
360063	2-60	360491	2-29, 2-31	361295	2-43
360064	2-43	360492	2-31	361299	2-60
360065	2-25, 4-7	360516	2-63	361306	2-7
360074	2-21	360602	2-45	361327	2-41
360077	2-43, 3-23	360603	1-1, 2-51	361339	2-45, 3-11, 3-13, 3-15
360081	2-37, 3-25	360606	2-51	361342	2-11
360104	2-31	360627	1-1	361343	2-11
360108	2-31	360630	3-20	361344	2-11
360109	2-31	360680	2-25	361345	2-11
360110	2-31	360686	1-1, 2-33	361346	3-15
360113	2-31	360704	2-11	361554	2-11
360115	2-31	360711	2-17	361555	2-31
360116	2-31	360753	2-41	361936	2-41
360134	1-1, 2-5	360761	1-1, 2-9	361937	2-41
360136	1-1, 2-5	360765	2-41	361951	2-11
360137	2-5	360768	2-43	361952	4-7
360138	2-5	360774	2-27	361953	4-7
360175	2-33, 4-8	360781	2-5, 2-9	361954	4-7, 4-8
360179	2-33	360784	1-1, 2-7	361955	4-7
360180	2-33	360801	2-35, 2-37, 3-23, 3-25	361956	4-7
360270	2-21	360802	2-21	361957	4-7
360271	2-21	360821	2-29	361959	4-7
360272	2-21	360824	2-47	361960	4-7
360273	2-21	360844	1-1	361961	4-7
360274	2-21	360848	2-51	361962	4-7
360275	2-21	360867	2-17	361963	4-7
		360893	2-45	361964	4-7
		360894	2-45	361965	4-8
		360917	2-41	361966	4-8
		360932	3-20	361967	4-8
		360935	2-21	361968	4-8
		360943	2-53	361969	4-8
		360961	2-35	361970	4-8
		360973	2-11, 2-53, 3-35, 3-36	361971	4-8
				361972	4-8

CROSS REFERENCE

Part Number	Page Number	Part Number	Page Number	Part Number	Page Number
361973	4-8	39396	2-37, 3-25	51529	2-27
361993	2-41	39527	2-23, 2-31	51562	3-23
361994	2-41	395973	2-61	51564	2-31
361995	2-41	395974	2-61	51813	2-35
36328	2-43	39658	2-15	52402	2-33, 2-60
363502	2-7	397249	3-23	52508	2-31
364080	3-37	39807	3-3, 3-5, 3-7, 3-9	54009	3-35
364081	3-37	40607	2-51, 2-53	54390	2-21
364082	3-37	41140	2-53	54395	2-11
36555-1	3-39	41141	2-5	54400	2-35, 3-23
36643	2-31	41169	2-9	54995	2-27, 2-35
36801	2-19	41178	2-51, 3-17	55034	3-7, 3-9, 3-15
369702	2-5	41186	3-17	55586	2-61
369781	2-35, 3-23	41187	2-33	55685	2-60
370010	2-3	41305	2-37, 3-25	55779	2-30
370025	2-3	41342	3-19	55808	2-25
373582	4-9, 4-10	41346	2-25, 3-11, 3-13	55965	3-35
373584	4-9, 4-10	41359	2-19, 2-35	56185	2-17
373730	2-33	41430	2-19, 2-31, 2-33, 2-35, 2-43, 2-45, 3-17, 3-19, 3-20	56690	2-17
373734	4-10			56692	2-59
373738	4-9, 4-10			56820	2-23, 2-43, 2-61
373739	4-9, 4-10	41561	2-41	56821	2-37, 2-59, 3-25
373740	4-9, 4-10	42120-1	2-43	56835	2-17
373741	4-9, 4-10	42120-4	2-23	57496	2-33
373742	4-10	42215	2-17	57972	2-57
373743	4-10	42227	2-59	57974	2-57
373744	4-9, 4-10	43454	2-13	58056	2-23
373745	4-9, 4-10	43611	2-19	58366	2-15, 3-7, 3-9
375019	2-39	43958	2-23	58596	4-6
375020	2-27	44078	2-39	59431	2-3
37555	4-3	44906	2-19, 2-27, 2-35	59432	2-3
377433	2-15	44961	2-5, 3-40, 3-41	59542	2-43
377537	1-1	45628	4-3	59633	2-37, 3-25
377538	1-1	46029	2-45	59661	3-17
377540	1-1	46481	2-59	59870	2-60
379000	3-11, 3-13	46559	2-37, 3-25	59965	2-51
379719	2-51	47501	2-37, 3-25	61791	2-25
382516	2-15	47504	2-17	63416	2-60
383165	2-15	47522	2-23, 2-61	64173	2-35
384418	2-53	47585	2-17	64379	2-51
384419	2-53	47638	2-43	64425	2-37, 3-25
385742	4-8	47655	2-59	64886	2-23
385947	2-3	47753	2-37, 3-25	65221	1-1, 2-59
386346	2-15	47985	3-40, 3-41	65230	4-3
386810	2-39, 3-3, 3-5, 3-7, 3-9	48732	2-43	65780	3-37
387282	2-57	48755	4-8	65781	3-37
387376	2-41	48758	4-7, 4-8	65782	3-37
387387	2-41	49034	3-11, 3-13	67004	3-35
39005	2-29	49145	2-21	67366	2-43
391803	2-11	49263	2-15, 2-17, 2-23	67683	2-60
39277	2-5, 2-63	49266	2-37, 2-45, 2-63, 3-25	67767	2-5, 2-51, 2-53
39278	2-25	49681	2-19	69924	2-23
39283	2-33, 3-19, 3-39	49697	2-53	69925	2-23
39308	2-19	49826	2-9, 2-45	69926	2-23
39322	2-53	49924	2-33	69928	2-23
39332	2-41	50480	3-39	69971	3-19
39346	2-35	50902	2-33, 2-41	70006	2-59
39349	2-7, 2-9	51109	2-21	70622	2-17
39350	2-23, 2-31	51225-1	2-51	70709	2-17
				70717	2-17

CROSS REFERENCE

Part Number	Page Number	Part Number	Page Number	Part Number	Page Number
71126	2-35, 3-23	79796	4-5	87841	2-25
71244	2-41	79800	4-5	87849	2-25
71367	2-21	79801	4-5	87866	2-15
71477	3-19	79802	4-5	87983	2-39
71529	2-65	79804	4-5	9000846	3-3, 3-5, 3-7, 3-9
71556	2-57	79805	4-5	9000879	3-3, 3-5, 3-7, 3-9
71557	2-57	79806	4-5	9006013	3-31
71574	4-6	79807	4-5	9006015	3-11
71579	2-5	79808	4-5	9006021	3-21
72040	2-25	79812	4-5	9006023	3-35
72084	2-19	79814	4-5	9006025	3-36
72154	3-17	79820	4-5	9006029	3-19
72164	3-3, 3-5, 3-7, 3-9	82819	2-57	9006041	3-33
72171	3-3, 3-5, 3-7, 3-9	82833	2-17, 2-23	9006315	3-3
72173	3-3, 3-5, 3-7, 3-9	84581	2-37, 3-25	9006316	3-7
72439	2-13	86029	2-37, 3-25	9006317	3-5
72968	2-5	86375	2-63	9006318	3-9
74094	4-3	86377	3-3, 3-5, 3-7, 3-9	9006388	1-1
74100	4-3	86379	2-63	9006392	1-1
74109	4-6	86398	2-65	9006534	1-1
74110	4-6	86417	2-63	9006699	2-73
74111	4-6	86444	2-9	9006704	3-42
74112	4-6	86618	2-53	9006705	3-42
74140	4-6	86659	2-21	9006706	3-42
74173	2-17, 4-6	86798	2-19	9006707	3-42
74181	4-6	86866	2-5	9006708	3-42
74182	4-6	87097	2-3	9006710	3-42
74190	4-6	87099	2-3	9006711	3-42
74191	4-6	87104	2-51	9006724	3-42
74195	4-6	87172	3-21	9006727	3-42
74218	4-6	87180	2-5	9006900	2-43
74250	4-3	87181	1-1, 2-5	9006902	2-43
74251	4-6	87216	2-43	9006909	3-35
74454	2-41	87244	2-43	9006911	3-35
74455	2-33, 2-41, 2-51, 2-53, 2-63, 3-17	87277	2-5	9006976	2-63
75128	2-11	87299	2-41	9006977	2-63
75428	3-15	87308	2-13	9006980	2-15
75430	2-19	87318	2-63	9006981	2-15
75939	2-39	87333	2-3	9006983	2-33
75968	2-17	87334	2-3	9006984	2-33
76062	2-63	87349	2-15	9006985	2-63
763045	3-11, 3-13, 3-15, 3-17	87355	2-25	9006986	2-63
763149	2-53	87482	2-63	9007131	3-3, 3-5, 3-7, 3-9
76316	2-59, 2-61	87483	2-63	9007175	2-63
76570	2-35, 3-23	87495	2-65	9007176	2-63
76762	2-57	87496	2-65	9007372	2-43
76960	2-13	87507	2-63	9007374	2-43
77005	4-10	87536	2-15	9007391	2-39
77097	2-51, 3-23	87546	2-53		
79246	2-51	87558	2-65		
79785	4-5	87581	2-13		
79786	4-5	87631	2-31		
79787	4-5	87689	1-1, 2-51		
79788	4-5	87707	2-39		
79789	4-5	87725	2-19		
79792	4-5	87749	2-25		
79794	4-5	87750	2-25		
79795	4-5	87838	2-41		
		87839	2-25		
		87840	2-25		

PART DESCRIPTION TO PAGE NUMBER CROSS REFERENCE LIST

A

Adapter Wldt, Wand, Vacuum, 3-35
 Alarm Assy, Backup, 12-48vdc
 82-102dba, 3-3, 3-5, 3-7, 3-9
 Alarm Assy, Backup, 12/48vdc, 3-3, 3-5,
 3-7, 3-9
 Alarm Kit, Backup, Flsh, Ohg, Ev, Ci, 3-7
 Alarm Kit, Backup, Flsh, Rear, Ev, Ci, 3-3
 Alarm Kit, Backup, Strb, Rear, Ev, Ci, 3-5
 Alarm Kit, Backup, Strobe, Ohg, Ev, Ci,
 3-9
 Alarm, Audio, 10-48vdc [Mallory], 2-15
 Angle Wldt, Bmpr, Tower, Lh, 3-21
 Angle Wldt, Bmpr, Tower, Rh, 3-21
 Angle Wldt, Mtg, Door, 3-17
 Angle, Bottom, 3-23
 Angle, Cab, Rear [Drip Ledge, S20], 3-15
 Angle, Cab, Side [Drip Ledge, S20], 3-15
 Angle, Keeper, Cable, 2-29
 Angle, Mtg, Alarm, 3-3, 3-5
 Angle, Mtg, Latch, 3-17
 Angle, Mtg, Muffler, Vacfan, 2-41
 Angle, Mtg, Wndw, Lh, 3-15
 Angle, Mtg, Wndw, Rh, 3-15
 Arm Wldt, Brush, Main, Drive, Lh, 2-31
 Arm Wldt, Brush, Main, Idler, 2-30
 Arm Wldt, Cntrl, Dir, 2-19
 Arm Wldt, Lift, Brush, 2-35
 Arm Wldt, Lift, Lh, 3-25
 Arm Wldt, Lift, Rh, 2-37
 Arm, Idler, 2-31
 Arm, Lever, Brake, 4.1 [Knott], 2-21
 Arm, Lift, Hppr, W/ Label [S20] Jp, 2-43
 Arm, Lift, Hppr, W/ Label [S20] Na, 2-43
 Arm, Safety, Hppr, W/ Label [S20], 2-43
 Arm, Safety, Hppr, W/ Label, Tj [S20],
 2-43
 Arm, Steering, 2-23
 Armature and Fan Assembly, 4-7, 4-8
 Armature Fan, 4-8
 Armrest Assy, Rh, F/53845 [Grammer],
 3-19

B

Ball, 4-5
 Balljoint, M6 X 1.0 Fem, M6 X 1.0 Mal,
 2-19
 Bar, Cover, 2-53
 Bar, Hex, Stl 0.75, 01.6l .50h Thru, 2-31
 Battery, Wet, 06vdc 0360ah, 3-39
 Battery, Wet, 18vdc 0340ah, 3-41
 Battery, Wet, 18vdc 0440ah, 3-40
 Bearing, Ball, 0.67b 1.57d 0.47w, 2-41
 Bearing, Ball, 0.98b 2.05d 0.59w, 2-31
 Bearing, Ball, 1.18b 2.44d 0.63w, 2-21
 Bearing, Ball, 1.38b 2.83d 0.67w, 2-30
 Bearing, Flng, 2hole, 0.50b [Nyl], 2-17
 Bearing, Flng, 2hole, 0.50b, 2-17
 Bearing, Flng, 2hole, 1.00b, 2-43

Bearing, Needle, 4-6
 Bearing, Self Align, 1.00b 1.63d, 2-23
 Bearing, Self Align, 1.25b 2.00d, 2-43
 Bearing, W/ Collar, 0.75b 1.85d 1.06w,
 2-30
 Bearing, 4-7, 4-8
 Bellcrank, Lift, Brush, Side, Lh, 2-35
 Bellcrank, Lift, Brush, Side, Rh, 2-35
 Bellows, Solenoid, .75-16, 1.5l, 2-39
 Belt, V, 31.5l [3v], 1-1, 2-31
 Belt, V, 32.2l [07m], 2-41
 Belt, V, 33.5l [3v], 1-1, 2-33
 Belt, V, 54.0l [3vl], 1-1, 2-33
 Block, Adj, Pivot, 2-35, 3-23
 Block, Adj, 2-27
 Bolt, Eye, .38-16 X 3.22, 0.28 Eye, 2-41
 Bolt, Gearbox, Drive Wheel, 2-25
 Boot, .63id .29l .90w, 2-15
 Boot, 90deg .50id .57id X .84id 1.0l,Blk,
 2-25, 2-33
 Boot, Bellows, 3.1l 4.4w 2.8h 1hole, Neo,
 2-17
 Boot, Circuitbreaker, 3-3, 3-5, 3-7, 3-9
 Boot, Switch, Ignition, 2-15
 Bracket Wldt, Fltr, 2-53
 Bracket Wldt, Latch, 2-13
 Bracket Wldt, Mtg, Bmpr, 3-21
 Bracket Wldt, Mtg, Door, 3-17
 Bracket Wldt, Mtg, Fan, 2-41
 Bracket Wldt, Mtg, Motor, 2-33
 Bracket Wldt, Steering, Tilt, 2-17
 Bracket Wldt, Stop, Brush, 2-9
 Bracket Wldt, Switch, Shagr, 2-39
 Bracket, Adj, Seat, 2-11
 Bracket, Angle, Hppr Bottom Stiffener,
 2-45
 Bracket, Angle, Keeper, Cable, 2-35, 3-23
 Bracket, Angle, Mtg, Brg, 2-30
 Bracket, Angle, Mtg, Pin, Latch, 2-13
 Bracket, Angle, Pivot, Door, Dump, Lh,
 2-51
 Bracket, Angle, Pivot, Door, Dump, Rh,
 2-51
 Bracket, Arm, Side Brush, 2-37
 Bracket, Door, Indicator, 2-51
 Bracket, Hinge, Door, 2-7, 2-9
 Bracket, Inlet, Vacfan, 2-39
 Bracket, Latch, Door, 3-17
 Bracket, Latch, Keeper [Southco], 2-53
 Bracket, Lift, Brush, Auto, 2-29
 Bracket, Mtg, Angle, Air Fltr, 1-1
 Bracket, Mtg, Bmpr, Front, Lh, 2-45
 Bracket, Mtg, Bmpr, Front, Rh, 2-45
 Bracket, Mtg, Circuitbreaker, Ele, 2-15
 Bracket, Mtg, Cyl, 2-51
 Bracket, Mtg, Fan, Ev, 3-15
 Bracket, Mtg, Fltr, Hyd, 2-59
 Bracket, Mtg, Hinge, 2-45
 Bracket, Mtg, Horn, 3-7, 3-9
 Bracket, Mtg, Mirror, Brush, 3-11, 3-13
 Bracket, Mtg, Mirror, Top, 3-11, 3-13

Bracket, Mtg, Mirror, 3-11, 3-13
 Bracket, Mtg, Motor, Lh, 3-25
 Bracket, Mtg, Motor, Rh, 2-37
 Bracket, Mtg, Panel, Cab, 3-15
 Bracket, Mtg, Pedal, Lh, 2-19
 Bracket, Mtg, Pedal, Rh, 2-19
 Bracket, Rod, Safety, 2-47
 Bracket, Sbdc, Lh, 3-33
 Bracket, Sbdc, Rh, 3-31, 3-33
 Bracket, Sidebrush, Lh, 3-25
 Bracket, Sppt, Battery, 3-39
 Bracket, Sppt, Ele Panl, 2-63
 Bracket, Stop, Brush Door, 2-7, 2-9
 Bracket, Switch, Shaker, 2-39
 Bracket, Tray, 2-53
 Brake Assy, 2-21
 Brush Box and Plate Assembly, 4-7, 4-8
 Brush Kit, Side, Dual, Ele,Ci[S20 Affil],
 3-33
 Brush Spring, 4-7, 4-8
 Brush, Motor, Ele [Av#a91-112e], 4-8
 Brush-Side Swp, Flatwire, 2-3
 Brush-Side Swp, Polypropylene, 2-3
 Brush-Side Swp, Soft Nylon, 2-3
 Brush-Sweep, Natural Fiber, 2-3
 Brush-Sweep, Polyester 24 Dr, 2-3
 Brush-Sweep, Polyester 8 Dr, 2-3
 Brush-Sweep, Polypropylene and Wire,
 2-3
 Brush-Sweep, Polypropylene, 2-3
 Brush-Sweep, Wedge, Polypropylene, 2-3
 Brush-Sweep, Window, Polypropylene,
 2-3
 Bumper Kit, Corner, Rear, Ci [S20], 3-21
 Bumper Wldt, Front, 2-45
 Bumper, Rbr, 0.90d 0.38th 0.18h, 2-11
 Bumper, Rbr, 1.0d 0.38th .25-20, 2-9
 Busbar, .06 0.6w 2.5l 2/.28h, 2-63
 Busbar, Fuse, .6 0.6w 0.8h 2.0l, 2-63
 Bushing, Flng, 0.50b 0.59d 0.38l, 2-41
 Bushing, Sleeve, 0.50b 0.59d 0.38l, Stl,
 2-35
 Bushing, Sleeve, 0.63b 0.72d 0.25l, 2-29,
 2-31
 Bushing, Sleeve, 0.75b 0.88d 0.75l, Tef,
 2-51
 Bushing, Sleeve, 0.78b 0.86d 0.93l, Bnz,
 2-21
 Bushing, Sleeve, 1.00b 1.13d 0.99l, Fgl,
 2-43
 Bushing, 4-5
 Button, Cntrl, Horn [Isolated], 2-17

C

Cable Assy, Battery, 04ga, 2clamp, 175a,
 3-39
 Cable, 04ga 12.0l Blk .34ring /.34ring,
 2-65
 Cable, 04ga 15.0l Blk .28ring /.34ring,
 2-65

Cable, 04ga 21.0l Blk .28ring /.34ring, 2-65
 Cable, 04ga 30.0l Blk .34ring /.34ring, 2-65
 Cable, 04ga 32.0l Blk .34ring /.34ring, 2-65
 Cable, 04ga 48.0l Blk .28ring /.34ring, 2-65
 Cable, 04ga 60.0l Blk .34ring /.34ring, 2-65
 Cable, 06ga 11.0l Blk .28ring /.34ring, 2-65
 Cable, Battery, 04ga 13.5l Blk, 2clamp, 3-39
 Cable, Battery, 04ga 40.0l Blk, 2clamp, 3-39
 Cable, Glv .13d 010.0l .52eye /.52eye, 3-21
 Cable, Glv .13d 010.3l .4clevis /.25-28, 2-29
 Cable, Glv .13d 024.2l .25eye /.25eye, 2-11
 Cable, Glv .13d 031.0l .4clevis /.55eye, 2-29
 Cable, Ss .12d 60.25l .55eye / M6-1.0, 2-35
 Cable, Ss .12d 89.0l .55eye / M6-1.0, 3-23
 Cable, Ss .19d 008.5l .55eye / M6-1.0, 2-37, 3-25
 Cam, Plt, Brake [Nickel], 2-21
 Cap Assembly, 4-5
 Cap Screw, 4-3
 Cap, Breather, Hyd, 5.2 Ds, 2-59
 Cap, Breather, Hyd, 1-1
 Cap, End, 4-3, 4-6
 Cap, Hub, Dust, 2.57d 0.77l, 2-21
 Cap, Screw, 4-6
 Cap, Vinyl, 0.23id, 1.50l, 2-31
 Cap, Vinyl, 3.28d 0.45l, 2-31
 Channel Wldt, Ohg, Lh, 3-11, 3-13
 Channel Wldt, Ohg, Rh, 3-11, 3-13
 Channel, .19, 2.8w 2.0 04.0l, 2/ M10, 2-41
 Channel, Latch, 2-13
 Channel, Mtg, Lock, 2-43
 Channel, Mtg, Steering Latch, 2-17
 Channel, Recirculation Flap, 2-5
 Channel, Sppt, Battery, 3-39
 Charger, 45A / 50-60H/1Ph, 3-37
 Charger, 50A / 50H/1Ph, 3-37
 Charger, 50A/60H/1Ph., 3-37
 Charger, 75A / 50H/3Ph, 3-37
 Charger, 75A /60H/1Ph, 3-37
 Charger, 75A/60H/3Ph, 3-37
 Circuitbreaker, 05.0a, Resetable, 3-3, 3-5, 3-7, 3-9
 Circuitbreaker, 15a, Resetable, 2-15
 Circuitbreaker, 2.5a, Resetable, 2-15, 3-3, 3-5, 3-7, 3-9, 3-15
 Circuitbreaker, 20a, Resetable, 2-15
 Clamp, Cable, Stl, 0.69d X 0.62w, 1hole, 2-5, 2-51, 2-53

Clamp, Cable, Stl, 1.0x2.0x0.62w, 1hole, 2-43
 Clamp, Cable, Stl, 1.25d X 1.00w, 1hole, 2-15, 3-7, 3-9
 Clamp, Hose, Wormdrive, 3.56-4.50d, .50w, 2-41
 Clamp, Steering, 2-25
 Clevis, Adj, 0.25pin, 0.25-28 Rh, Pl, 2-21, 2-29
 Clevis, Adj, M6 Pin, M6 X 1.0 Rh, Pl, 2-35, 2-37, 3-23, 3-25
 Clip, Grip, Finger, 1.00-1.88d, White Vyl, 3-35
 Clip, Grip, Pipe, 0.50, Plstc, 3-15
 Clip, Keeper, 2-53
 Clip, Spring, Prop Arm, 2-43
 Column, Steering, 09.9l 0.86d 36tooth, 2-17
 Commutator Endhead, 4-7, 4-8
 Cone, 4-5
 Connector, Gray, 3-37
 Connector, Anderson, 175a, Orange, 3-40, 3-41
 Contactor, 36vdc [Spco], 3-3, 3-5, 3-7, 3-9
 Contactor, 36vdc [Spno], 2-63
 Contactor, 36Vdc, 100A, Sp, No, 2-39
 Contactor, 36vdc, 100a, Sp, No, 3-3, 3-5, 3-7, 3-9
 Controller, 36vdc [Only F/ Tnv], 2-63
 Cord, Sponge, Neo, 1.0d 36.3l, 1-1, 2-51
 Cover, Hppr, 2-47
 Cover, Mold, 2-53
 Cover, Wldt, Component, Ele, W/Label [S20] Jp, 2-63
 Cover, Wldt, Component, Ele, W/Label [S20] Na, 2-63
 Cs, Tape, Hook, 1.0w [Velcro], 3-15, 3-17
 Cyl, Hyd, 2.5b 9.0l 01.50strk, 2500, 3-23
 Cylinder, Hyd, 2.0b 08.0l 04.00strk 2500, 2-51
 Cylinder, Hyd, 2.0b 19.0l 12.00strk 1500, 2-23
 Cylinder, Hyd, 2.5b 24.8l 13.50strk 3000, 2-43

D

Damper, Inlet, 2-39
 Deflector, Hppr, Lh, 2-45
 Deflector, Hppr, Rh, 2-45
 Detent Adaptr, 4-5
 Diode, Ele, Plug, 2-15, 3-3, 3-5, 3-7, 3-9, 3-23
 Disc, 0.06, 04.39d 01.67b, 4/.30h 3.8bc, 2-31
 Disc, 0.08, 04.39d 02.56b, 4/.28h 3.8bc, 2-30
 Door Wldt, Brush, Lh, 2-9
 Door Wldt, Brush, Rh, 2-7
 Door Wldt, Cab, 3-17
 Door Wldt, Dump, Hppr, 2-51
 Door Wldt, Wand, Vacuum, 3-35

Door, Access, Hppr, 2-45
 Drive Endhead, 4-7, 4-8
 Drive, 4-3, 4-6
 Duct, Vyl, 0.74 X 1.50 .75d Max 48.0l, 3-7, 3-9, 3-15

E

Elbow, Mold, 2-53
 Element, Fltr, Oil, Spin-On, 1-1, 2-59
 Extinguisher Kit, Fire, Ci [S20], 3-36
 Extinguisher, Fire, 2.5 Lb Dry, 3-36

F

Fan, Defroster, 36vdc, 07.9d, 3-15
 Fan, 4-7
 Fastener, Wire, Tie [Button Head], 2-15, 2-63
 Field Coil Kit, 4-7, 4-8
 Filter Assy, Hyd, 10mic 035gpm, Spin-On, 2-59
 Filter, Cyl, 11.09d, 13.31l, 6.724 ld, 1-1, 2-53
 Fitting, Brs, Str, Bm03/Pm02, 2-51, 2-53
 Fitting, Grease, Str Pm04 .47l, 2-23, 2-43
 Fitting, Grease, 2-25
 Fitting, Hyd, E45, Jm04/Om04, 3-27
 Fitting, Hyd, E45, Jm06/Om06, 2-23, 2-61
 Fitting, Hyd, E90, Jf06/Jm06, 2-17
 Fitting, Hyd, E90, Jm04/Om04, 2-51, 3-23
 Fitting, Hyd, E90, Jm04/Om06, 2-43
 Fitting, Hyd, E90, Jm06/Om06, 2-23, 2-43, 2-61
 Fitting, Hyd, E90, Jm08/Om10, 2-37, 2-59, 3-25
 Fitting, Hyd, E90, Jm08/Om12, 2-59
 Fitting, Hyd, E90, Jm12/Om12, 2-59
 Fitting, Hyd, E90, Om04/Qm04, 2-61
 Fitting, Hyd, Plug, Jm08, 2-59
 Fitting, Hyd, Rst, Jf04/Jm04, .047, 2-43
 Fitting, Hyd, Str, Jf08/Jm06, 2-37, 3-25
 Fitting, Hyd, Str, Jm04/Om04, 2-61
 Fitting, Hyd, Str, Jm04/Om06, 2-60
 Fitting, Hyd, Str, Jm06/Jm06, 3-29
 Fitting, Hyd, Str, Jm06/Om06, 2-17
 Fitting, Hyd, Str, Jm06/Om08, 2-33, 2-60
 Fitting, Hyd, Str, Jm08/Om06, 2-17
 Fitting, Hyd, Str, Jm08/Om10, 2-59
 Fitting, Hyd, Str, Jm08/Om12, 2-59
 Fitting, Hyd, Str, Jm12/Om10, 2-33
 Fitting, Hyd, Str, Om04/Qm04, 2-61
 Fitting, Hyd, Tee, Jf06/Jm06/Jm06, Run, 2-17
 Fitting, Hyd, Tee, Jm06/Jm06/Om06, Br, 2-60
 Fitting, Hyd, Tee, Jm06/Jm06/Om06, Run, 2-59, 2-61
 Fitting, Plug, Org, #6, Valve [Cec], 4-10
 Flange Mounting, 4-3
 Flange, Brg, 1.9id 2h, 2-30
 Flap, Recirculation, 1-1, 2-5

CROSS REFERENCE

Flasher, 12/48vdc 5a [6309/12-48v], 3-3,
3-5, 3-7, 3-9
Frame Wldt, Ele [S20], 2-5
Fuse, 080a, 0.88 2.4l, 125volt, Slow-Blow,
2-63
Fuse, 100a, 0.88 2.4l, 125volt, 2-63

G

Gasket, Cap, Breather, Hyd, 2-59
Gasket, Cover, 1-1, 2-53, 2-63
Gasket, Door, Wand, Vacuum, 3-35
Gasket, Tray, 2-53
Gauge, Discharge, Battery, 36vdc, Led,
2-15
Gauge, Hourmeter, 12-60vdc, Analog
[10k], 2-15
Gear, Drive, 2-25
Gearbox, 90, Drive Wheel, Rear [Hu],
2-25
Gerotor Set, 4-3, 4-6
Grip, Vyl, 2-39, 2-60
Grommet, Rbr, 0.50id, F/0.8h, .09 Matl,
2-63
Grommet, Rbr, 0.62id, F/0.9h, .06 Matl,
2-51
Grommet, Rbr, 0.69id, F/1.0h, .25 Matl,
2-45
Grommet, Rbr, 1.06id, F/1.4h, .19 Matl,
3-7, 3-9
Grommet, Taillight, 5.44 X 3.56, 2-5
Guard, Belt, Brush Drive, W/ Label, Jp,
2-33
Guard, Belt, Brush Drive, W/ Label, Na,
2-33
Guard, Brush, 2-37, 3-25
Guard, String, Motor, Brush, 2-37, 3-25

H

Handle Wldt, Brush, Side, 2-35
Handle Wldt, Door, 3-11, 3-13
Handle Wldt, Latch, Shrd, 2-13
Handle Wldt, Lift, Brush, 2-27
Handle, Cntrl, Valve, 2-60
Handle, Door, 3-17
Harness Kit, Main, Ele, Replmt [S20], 2-73
Harness, Alarm / Strobe, 36vdc [S20], 3-3,
3-5
Harness, Alarm / Strobe, Ohg, 36vdc[S20],
3-7, 3-9
Harness, Brush, Side, Lh, 36Vdc [S20],
3-26
Harness, Hppr, 36vdc [S20], 2-73
Harness, Hppr, Cover [S20], 2-73
Harness, Main, Ele [S20], 2-73
Harness, Seat [S20], 3-19
Harness, Shakr, Motor [S20], 2-73
Harness, Wire, Battery, 3-40, 3-41
Harness, Wire, Controller, 2-65
Headband, 4-8
Headlight , 36v, 2-45

Headlight, 36vdc, Led, UL, 2-45
Hinge, .25pin .12 3.0w 03.0l, 4/0.28sl,
2-45
Hinge, .25pin .12 3.0w 04.5l, 6/0.38sl,
2-11
Hinge, .38pin .12 3.5w 07.8l, 4/0.38h, 2-7,
2-9
Hinge, .38pin .12 3.5w 4.0l [Oal], 2-47
Hopper [S20], 2-45
Horn, 36vdc, 115 Db, 2-5
Hose Assy, W/2cuff, 2.0d 120l 2.0/2.0,
3-35
Hose, Flex, Vacuum, 04.0d, 017.0l, 2-41
Hose, Flex, Vacuum, 04.0d, 21.0l, 1-1
Hose, Hyd, Low06, Jf06e45/Jf06str, 022.0,
2-57
Hose, Hyd, Low06, Jf06e90/Jf06str, 052.0,
2-57
Hose, Hyd, Low06, Jf06str/Jf06str, 026.0,
2-57
Hose, Hyd, Low08, Jf08e45/Jf08str, 024.0,
2-57
Hose, Hyd, Low08, Jf08e90/Jf08str, 024.0,
2-57
Hose, Hyd, Low08, Jf08e90/Jf08str, 032.0,
2-57
Hose, Hyd, Med04, Jf04e45/Jf04str, 018.0,
2-57
Hose, Hyd, Med04, Jf04e90/Jf04str, 088.0,
2-57
Hose, Hyd, Med06, Jf06e45/Jf06str, 021.0,
2-57
Hose, Hyd, Med06, Jf06e90/Jf06str, 068.0,
2-57, 3-29
Hose, Hyd, Med06, Jf06e90/Jf06str, 100.0,
2-57, 3-29
Hose, Hyd, Med06, Jf06str/Jf06str, 030.0,
2-57
Hose, Hyd, Med06, Jf06str/Jf06str, 042.0,
2-57
Hose, Hyd, Suc12, Jf12e90/Jf12str, 024.0,
2-57
Hose, Hyd, Tc04, Jf04str/Jf04e90, 070.0,
2-57
Hose, Hyd, Tc04, Jf04str/Jf04str, 020.0,
3-29
Hose, Hyd, Tc04, Jf04str/Jf04str, 028.0,
3-29
Hose, Hyd, Tc06, Jf06e90/Jf06str, 024.0,
2-57
Hose, Hyd, Tc06, Jf06e90/Jf06str, 034.0,
2-57
Hose, Hyd, Tc06, Jf06e90/Jf06str, 086.0,
3-29
Hose, Hyd, Tc06, Jf06e90/Jf06str, 096.0,
3-29
Hose, Hyd, Tc06, Jf06str/Jf06str, 020.0,
2-57
Hose, Vacuum, 0.16id X 060.0l, 2-51
Housing Wldt, Fan, 2-41
Housing, Brg, Drive, Brush, 2.5d 2.0b 5.0,
2-31
Housing, Fan, Rear, Impeller, 2-41

Housing, Flng, Brg, 2-41
Housing, Upper, Gearbox, Drive Wheel,
2-25
Housing, 4-3
Hub, Adapter, Brush, 1.00b, 2-37, 3-25
Hub, Guide, End, Actuator, 2-33

I

Impeller, 9.00d X 1.40w X 0.376b, 2-41
Instr. Repair Info, Motor, 4-3
Instr. Valve Repair Info, 4-5
Insulation, Acstc, 0.5, 04.6 X 04.4, 2-41
Insulation, Acstc, 0.5, 08.6 X 03.6, 2-41
Insulation, Acstc, 0.5, 08.6 X 04.2 Ntch,
2-41
Insulation, Acstc, 0.5, 08.6 X 04.6 Ntch,
2-41
Insulation, Acstc, 0.5, 08.7 X 04.2 Ntch,
2-41
Insulation, Acstc, 0.5, 21.4 X 20.6 C-O,
2-11
Insulation, Acstc, 0.5, 21.5 X 12.2 Ntch,
2-11
Insulation, Acstc, 0.5, 31.6 X 14.1 Ntch,
2-11
Insulation, Acstc, 0.5, 32.0 X 21.6 Ntch,
2-11
Insulation, Acstc, 0.8, 06.6 X 03.0 Slit,
2-11
Insulation, Acstc, 2.0, 02.0 X 12.0, 2-5
Insulation, Acstc, Rnd, 0.8, 02.5d 0.5h,
2-17
Insulation, Acstc, 3-13

K

Key, Ignition [Set Of 2], 2-15
Key, Sq, 0.12 X 0.12, 1.00l, 2-41
Key, Sq, 0.19 X 0.19, 1.38l, 2-33
Key, Sq, 0.25 X 0.25, 1.00l, 2-31
Key, Woodruff, 0.19 0.75 [Asa0606], 2-41
Key-Wdruff 0.16 0.662 Asa#0505, 4-7
Kit, Detent In, 4-5
Knob, 1.12d 3.86l M10 X 1.5, Plstc Tpr],
2-27, 2-35
Knob, Star, 2.75d 4ear 1.1l M8x1.25, 2-53
Knob, Tee, 0.38-16, 2.5 X 1.0 1.1l, Plstc,
2-17

L

Label Set, Opertnl [S20 Ele], 2-74
Label Set, Info/Hzrd [S20], 2-74
Label, Model [S20], 2-74
Lamp, Bulb, 3-3, 3-5, 3-7, 3-9
Latch, Bolt, Eng Side Door, 3-17
Latch, Door [Southco 91-562-07], 2-53
Latch, Door, 2-45
Latch, Swell, 2-7, 2-9
Latch, 2-13, 2-47, 3-17
Lead Assembly Kit, 4-7, 4-8

Lens, Amb, F/ Revl / Flasher, 3-3, 3-5, 3-7, 3-9
 Lens, Blu, F/ Revl / Flasher, 3-3, 3-5, 3-7, 3-9
 Lens, Red, F/ Revl / Flasher, 3-3, 3-5, 3-7, 3-9
 Lever, Adj, Metal, 2-35, 3-23
 Lever, Adj, Plstc, 2-27
 Lever, Brush Lift, 2-27
 Lever, Stop, Brake, 2-21
 Lever, Vacfan, 2-39
 Light, Fish, Amb, 12-48vdc, 3-3, 3-7
 Light, Panl, 36vdc, 1.1 X 1.0, 2-15
 Light, Spot, 36vdc, 60watt . A 4.8d, 3-3, 3-5, 3-7, 3-9
 Light, Strobe, Amb, 12-48vdc, 3-5, 3-9
 Link Assy, Valve Handle, 2-60
 Link, Lift, Main Brush, 2-27

M

Maint Kit, 400hr [S20 Ele], 1-1
 Maint Kit, 800Hr [S20 Ele], 1-1
 Manual, Oprtr [S20 Ele, Cn], 3-42
 Manual, Oprtr [S20 Ele, Ptb], 3-42
 Manual, Oprtr [S20 Elec, En], 3-42
 Manual, Oprtr [S20 Elec, Es], 3-42
 Manual, Oprtr [S20 Elec, Fr], 3-42
 Manual, Oprtr [S20 Elec, Jp], 3-42
 Manual, Parts [S20 Ele, En], 3-42
 Manual, Service [S20 Gas/Lpg/Dsl, En], 3-42
 Mirror, Convex, 06.7 X 06.2, 3-11, 3-13
 Mirror, Flat, 05.0d, 3-11, 3-13
 Molding, Afmkt, Trim, Pvc, .18 .31, 08Ft, 3-11, 3-13
 Molding, Trim, Pvc, .08-.11 39.2l, 3-35
 Motor, Ele, 36vdc 2130rpm 2.10hp (See Breakdowns), 2-25
 Motor, Ele, 36vdc 2300rpm 4.00hp (See Breakdowns), 2-33
 Motor, Ele, 36Vdc 2315Rpm 0.10Hp 08.9A, 2-53
 Motor, Electric, 36VDC 2.1 HP, 4-7
 Motor, Electric, 36VDC 4.0 HP, 4-8
 Motor, Hyd Gear In 08.9 B 1500, 4-3
 Motor, Hyd, Gear, Int 08.9 Bi-Dir 1500 (See Breakdown), 3-25
 Motor, Hyd, Gear, Int 08.9 Bi-Dir 1500 (See Breakdowns), 2-37
 Muffler Wldt, Fan, 2-41

N

Nut, Hex, Flexlock, .31-24, Thin, 2-41
 Nut, Hex, Flexlock, .38-24, 2-41
 Nut, Hex, Flexlock, .50-13, Thin, 2-37, 3-25
 Nut, Hex, Flng, M10 X 1.50, 2-43, 2-63
 Nut, Hex, Flng, M12 X 1.75, 2-5, 3-11, 3-13

Nut, Hex, Flng, M8 X 1.25, 2-5, 2-11, 2-15, 2-19, 2-39, 2-43, 2-47, 2-51, 2-59, 2-63, 3-3, 3-5, 3-7, 3-9, 3-11, 3-13
 Nut, Hex, Jam, .25-28, 2-21
 Nut, Hex, Jam, .31-24, 2-39
 Nut, Hex, Jam, .50-13, 2-13
 Nut, Hex, Jam, M20 X 1.5, 2-17
 Nut, Hex, Lock, .25-20, NI, Ss, 2-9
 Nut, Hex, Lock, .31-18, NI, 2-13
 Nut, Hex, Lock, .31-24, NI, 2-7
 Nut, Hex, Lock, .38-16, NI, Thin, 2-31
 Nut, Hex, Lock, .38-16, NI, 2-33, 2-41
 Nut, Hex, Lock, .75-10, NI, 2-23, 2-31
 Nut, Hex, Lock, #06-32, NI, 2-39
 Nut, Hex, Lock, #10-32, NI, 2-53
 Nut, Hex, Lock, M10 X 1.5, NI, 2-19, 2-31, 2-33, 2-35, 2-43, 2-45, 3-17, 3-19, 3-20
 Nut, Hex, Lock, M12 X 1.75, NI, 2-21, 2-31, 2-43
 Nut, Hex, Lock, M14 X 1.50, NI, 2-25
 Nut, Hex, Lock, M16 X 2.00, NI, 2-37, 3-25
 Nut, Hex, Lock, M4 X 0.70, NI, 2-51, 2-53, 3-15
 Nut, Hex, Lock, M5 X 0.80, NI, 2-15, 2-21, 2-51, 3-3, 3-5, 3-7, 3-9, 3-17
 Nut, Hex, Lock, M6 X 1.00, NI, 2-13, 2-15, 2-17, 2-19, 2-21, 2-39, 2-41, 2-45, 2-47, 2-51, 2-60, 3-3, 3-5, 3-7, 3-9, 3-11, 3-13, 3-17, 3-23, 3-35, 3-39, 3-40, 3-41
 Nut, Hex, Lock, M8 X 1.25, NI, Ss, 2-25, 2-37, 3-25
 Nut, Hex, Lock, M8 X 1.25, NI, 2-5, 2-11, 2-21, 2-27, 2-31, 2-35, 2-43, 2-45, 2-49, 2-51, 2-53, 2-59, 3-3, 3-5, 3-7, 3-9, 3-17, 3-19, 3-23, 3-31, 3-33
 Nut, Hex, Sltd, .75-16, 2-21, 2-23, 2-31
 Nut, Hex, Std, .25-28, 2-29
 Nut, Hex, Std, .38-16, 2-19
 Nut, Hex, Std, .75-16, 2-23
 Nut, Hex, Std, #10-32, Ss, 2-5
 Nut, Hex, Std, 10-32, 2, 2-39
 Nut, Hex, Std, M10 X 1.50, Ss, 2-31
 Nut, Hex, Std, M3 X 0.50, 8, 2-15
 Nut, Hex, Std, M6 X 1.00, 8, 2-19, 2-35
 Nut, Hex, Std, M6 X 1.00, Ss, 2-37, 3-23, 3-25
 Nut, Short, 4-9, 4-10
 Nut, Wheel, M14-1.5, 2-25

O

Ohg Kit, Ci [S20], 3-11
 Oil, Hyd [EI, Iso 32, 01Gal], 1-1

P

Pad, Pedal, Brake, 3.96l 2.36w 0.75, 2-21

Pad, Wear, Pye, 1.25d 1.0l, 2-23
 Paint, Airdry, Blk, 12oz, 1-1
 Paint, Airdry, Gray, 12oz [Enamel], 1-1
 Paint, Airdry, Iron Gray, 12oz[Pwdr Coat], 1-1
 Paint, Airdry, Off-White, 12oz, 1-1
 Paint, Airdry, Teal, 12oz, Solid, 1-1
 Pane Assy, Windshield, 3-15
 Panel Assy, Cab, 3-15
 Panel Assy, Indicator Light, Ele, 2-15
 Panel Wldt, Frame, Cab, 3-15
 Panel Wldt, Frame, Rear, 3-15
 Panel Wldt, Top, Ohg, 3-11, 3-13
 Panel, Louver, 2-11
 Panel, Muffler, Fan, 2-41
 Panel, Oprtr Station, W/ Label, Jp [S20e], 2-15
 Panel, Oprtr Station, W/ Label, Na [S20e], 2-15
 Pedal Wldt, Brake, 2-21
 Pedal Wldt, Propel, Lower, Adj, 2-19
 Pedal, Propel, Adj, Upper, 2-19
 Pin Assy, Clevis, Hppr Lift, 2-43
 Pin Assy, Side Brush W/ Clip, 2-37, 3-25
 Pin, 0.75d 02.0l, 1/31h, Stl, 2-43
 Pin, 1.25d 04.0l, 1/34h, Stl, 2-43
 Pin, Clevis, 0.25d X 0.75l, 2-21, 2-29, 2-37, 3-23, 3-25
 Pin, Clevis, 0.31d X 1.62l, 3-23
 Pin, Clevis, 0.37d X 0.75l, 2-37, 3-25
 Pin, Clevis, 0.37d X 1.00l, 2-29
 Pin, Clevis, 0.37d X 1.50l, 3-23
 Pin, Clevis, 0.37d X 2.00l, 2-35
 Pin, Clevis, 0.37d X 2.12l, 2-35
 Pin, Clevis, 0.37d X 3.50l, 2-19
 Pin, Clevis, 0.37d X 6.12l, 2-33
 Pin, Clevis, 0.50d X 1.25l, 2-27
 Pin, Clevis, 0.50d X 2.25l, 2-51
 Pin, Clevis, 0.50d X 3.00l, 2-41
 Pin, Clevis, 0.50d X 3.50l, 2-19
 Pin, Clevis, 0.50d X 6.00l, 2-51
 Pin, Cotter, .062 X 0.50, 2-21
 Pin, Cotter, .094 X 0.75, 2-29
 Pin, Cotter, .094 X 1.00, 2-39
 Pin, Cotter, .125 X 0.75, 2-39
 Pin, Cotter, .125 X 1.00, 2-19, 2-21, 2-51
 Pin, Cotter, .125 X 1.25, 2-23, 2-31, 2-41, 3-23
 Pin, Cotter, .187 X 1.75, 2-43
 Pin, Cotter, .250 X 1.25, 2-43
 Pin, Cotter, Hair, 0.31D .058 Wir, 3-23
 Pin, Cotter, Hair, 0.31d .058 Wir, 2-11, 2-29, 2-33, 2-37, 3-25
 Pin, Cotter, Hair, 0.38d .072 Wir, 2-5
 Pin, Cotter, Hair, 0.38d .093 Wir, 2-19, 2-27, 2-35
 Pin, Dowel, 0.3127d X 1.00l, 2-25
 Pin, Hitch, .500d X 6.00l, Pl, 3-21
 Pin, Roll, .094d X 0.87l, .094/.097, 2-45
 Pin, Roll, .250d X 0.75l, .250/.256, 2-43
 Pin, Roll, .250d X 2.00l, .250/.256, 2-31
 Pin, Roll, .250d X 3.50l, .250/.256, 2-31
 Pin, 4-6

CROSS REFERENCE

Pivot Wldt, Sba, 3-23
Pivot Wldt, 3-23
Plate Wldt, Back, Hppr, 2-51
Plate Wldt, Damper, 2-39
Plate Wldt, Lh, 2-11
Plate Wldt, Perma-Filter, 2-53
Plate Wldt, Pivot, 2-45
Plate Wldt, Rh, 2-11
Plate Wldt, 3-23
Plate, Backing, Brake, 2-21
Plate, Component, Ele, W/Label [S20] Jp, 2-63
Plate, Component, Ele, W/Label [S20] Na, 2-63
Plate, Cover, Muffler, 2-41
Plate, Grommet, Taillight, Ele, 2-5
Plate, Idler, Adjmt, 2-33
Plate, Mtg, Fire Extinguisher, 3-36
Plate, Mtg, Light, 3-3, 3-5
Plate, Mtg, Pin, 2-43
Plate, Mtg, Seatbelt, 3-20
Plate, Mtg, 2-17
Plate, Pivot, Lift, Auto, 2-29
Plate, Retainer, Headlight, 2-45
Plate, Seal, 2-9
Plate, Shield, Top, 3-15
Plate, Spacer, Lift Arm, 2-43
Plate, Sppt, Bmpr, 2-45
Plate, Sppt, Headlight, 2-45
Plate, Sppt, Hinge, 3-17
Plate, Wear, 2-45, 4-6
Plug & O-Ring, 4-5
Plug Assy, Hyd, 2-60
Plug Assy, Byd, 4-5
Plug Gage #6, 4-5
Plug Wldt, Drive, Brush, 2-31
Plug Wldt, Idler, Brush, 2-30
Plug, Gearbox, Drive Wheel, 2-25
Plug, Hole, Rnd, 0.22H .00-.06, Blk Nyl, 3-11, 3-13
Plug, Hole, Rnd, 0.25h .03-.12, Blk Nyl, 3-15
Plug, Hole, Rnd, 0.25h 0.8l, Brb, Nyl, 2-43
Plug, Hole, Rnd, 0.38h .3l, Plstc, 3-15
Plug, Hole, Rnd, 0.38h .4-.7, Blk Nyl, 2-5
Plug, Hole, Rnd, 0.44h .03-.12, Blk Nyl, 2-15
Plug, Hole, Rnd, 0.56h .03-.12, Blk Nyl, 2-5
Plug, Hole, Rnd, 0.75h .03-.12, Blk Nyl, 3-15
Plug, Hole, Rnd, 1.00h .14-.25, Blk Nyl, 3-15
Plug, Hole, Rnd, 1.37h 0.45l, Blk Nyl, 2-5
Plug, Hole, Rnd, 2.13h 0.6l, Blk Nyl, 2-5
Plug, Orifice, Valve, Hyd, .035, 4-10
Plunger, 4-5
Pulley, Cable, 1.5d Nyl, 2-35, 3-23
Pulley, Cable, 2.5d 0.50b, .22d Cable, 2-29
Pulley, Cable, 3.0d 1.76b, .25d Cable, 2-43, 3-23
Pulley, Idler W/ Bearing, Plstc, 2-33

Pump, Hyd, Gear, Ext, 2, 00.45 3000, Cw, 2-33

R

Race Thrust, 4-3
Race, Bearing, 4-6
Relay, 36vdc, 100a, Spdt No [Cabelform], 2-63
Repair Info, 4-6
Reservoir, 02.8gal, W/ Label [6400e], 2-59
Resistor, 040.000hm, 0040watt, 2-15
Resistor, Ele, Plug, 2-63
Retainer, Front, 4-6
Retainer, Ring, Brake, 2-21
Retainer, Seal, Dust, .12 X 0.8w X 33.6l, 2-53
Retainer, Seal, Hppr Door, Side, 2-51
Retainer, Seal, Hppr, Top, 2-5
Retainer, Skirt, .12, 1.0w X 08.1l, Pl, 2-5, 2-9
Retainer, Skirt, .12, 1.0w X 10.4l, Pl, 2-5
Retainer, Skirt, .12, 1.0w X 19.3l, Pl, 2-7
Retainer, Skirt, 3-31, 3-33
Ring, Retaining, Ext, 0.38d, [Klipring], 2-35
Ring, Retaining, Ext, 0.50d, Hd, 2-17
Ring, Retaining, Ext, 0.98d, [E-Ring], 2-43
Ring, Retaining, Ext, 0.98d, Basic, 2-31
Ring, Retaining, Int, 1.63d, 2-23
Ring, Retaining, Int, 2.00d, 2-43
Ring, Retaining, 4-5, 4-6
Ring, Steering, 2-25
Rivet, Plstc, .250d X 0.90, 2-5
Rod Wldt, Damper, 2-39
Rod Wldt, Safety, Hppr Cover, 2-47
Rod, Latch, Tilt, Steering, 2-17
Rod, Thrd, 2 End, M06 X 1.0 02.2l, 2-19
Rod-End, 0.75-16rh Mal 0.75b [Teflon], 2-23
Rod, 2-21

S

Sbdc Kit, W/O Lh Side Brush, Ci [S20], 3-31
Screw, Btn, M8 X 1.25 X 16, Ss, 2-11, 2-43
Screw, Flt, M12 X 1.75 X 80, 10.9, 2-31
Screw, Flt, Soc, .50-13 X 2.50, Al, 2-37, 3-25
Screw, Flt, Soc, M10 X 1.50 X 25, Ss, 2-31
Screw, Flt, Soc, M6 X 1.00 X 25, 10.9, 2-45
Screw, Flt, Soc, M8 X 1.25 X 16, 10.9, 2-29
Screw, Flt, Soc, M8 X 1.25 X 20, 18-8, Ss, 2-51
Screw, Hex, .25-20 X 0.50, G5, 2-63

Screw, Hex, .25-20 X 0.75, Sems, 2-13
Screw, Hex, .25-20 X 1.00, G5, 3-17
Screw, Hex, .31-12 X 1.50, Fmg [Ab], 2-37, 3-25
Screw, Hex, .31-18 X 0.62, G5, 2-11
Screw, Hex, .31-18 X 2.25, G5, 2-13
Screw, Hex, .38-16 X 0.75, G5, 2-17
Screw, Hex, .38-16 X 1.00, NI, 2-59
Screw, Hex, .38-16 X 1.25, NI, 2-37, 3-25
Screw, Hex, .38-16 X 1.50, Fl, 2-19
Screw, Hex, .38-16 X 1.50, G5, 2-31
Screw, Hex, .38-16 X 2.00, G5, 2-33
Screw, Hex, .50-13 X 0.75, G5, 3-3, 3-5, 3-7, 3-9
Screw, Hex, .50-13 X 2.50, G5, 2-13
Screw, Hex, .75-10 X 3.00, G5, 2-23
Screw, Hex, 06-20 X 0.50, Fmg/Ab, Pl, 2-41
Screw, Hex, 06-32 X 0.75, Fmg, Pl, 2-63
Screw, Hex, M10 X 1.50 X 100, 8.8, 2-43
Screw, Hex, M10 X 1.50 X 20, 8.8, 2-53, 2-61, 3-20, 3-27
Screw, Hex, M10 X 1.50 X 20, Ss, 2-29
Screw, Hex, M10 X 1.50 X 25, 8.8, 2-33, 3-19, 3-39
Screw, Hex, M10 X 1.50 X 25, Ss, 2-37, 2-43
Screw, Hex, M10 X 1.50 X 30, Ss, 2-45
Screw, Hex, M10 X 1.50 X 35, 9.8, Sems, 2-33, 2-41, 2-45, 2-49, 2-63, 3-21, 3-25
Screw, Hex, M10 X 1.50 X 60, 8.8, 2-19
Screw, Hex, M10 X 1.50 X 70, Fl, Ss, 2-31
Screw, Hex, M12 X 1.75 X 120, 8.8, 2-43
Screw, Hex, M12 X 1.75 X 30, 8.8, 2-25, 3-11, 3-13
Screw, Hex, M12 X 1.75 X 35, 8.8, 2-21
Screw, Hex, M12 X 1.75 X 40, 8.8, 2-5
Screw, Hex, M16 X 2.00 X 20, 8.8, 2-31
Screw, Hex, M16 X 2.00 X 90, 8.8, 2-37, 3-25
Screw, Hex, M5 X 0.80 X 16, 8.8, 2-51
Screw, Hex, M5 X 1.0 X 16, Blk, 2-21
Screw, Hex, M6 X 1.00 X 10, 8.8, 3-23
Screw, Hex, M6 X 1.00 X 12, 8.8, 2-13
Screw, Hex, M6 X 1.00 X 12, Fmg, 2-33, 2-41, 2-51, 2-53, 2-63, 3-17
Screw, Hex, M6 X 1.00 X 16, 8.8, 3-17
Screw, Hex, M6 X 1.00 X 16, Fmg, 2-45, 3-11, 3-13, 3-15
Screw, Hex, M6 X 1.00 X 16, NI, Ss, 2-11
Screw, Hex, M6 X 1.00 X 20, 8.8, 2-19, 2-39, 2-41, 3-11, 3-13
Screw, Hex, M6 X 1.00 X 20, 9.8, Sems, 2-15, 3-31, 3-33
Screw, Hex, M6 X 1.00 X 20, Fmg, 2-43, 2-51, 3-31, 3-33
Screw, Hex, M6 X 1.00 X 20, Ss, 3-35
Screw, Hex, M6 X 1.00 X 25, 8.8, 2-11
Screw, Hex, M6 X 1.00 X 25, 9.8 Sems, 2-17, 2-31, 2-51
Screw, Hex, M6 X 1.00 X 25, 9.8, Sems, 2-39, 2-47

- Screw, Hex, M6 X 1.00 X 35, 8.8, 3-39, 3-40, 3-41
- Screw, Hex, M6 X 1.00 X 50, 8.8, 2-21, 2-60, 3-3, 3-5, 3-7, 3-9
- Screw, Hex, M8 X 1.25 X 16, 8.8, 2-11, 2-47, 2-53
- Screw, Hex, M8 X 1.25 X 16, NI, Ss, 2-9, 2-45
- Screw, Hex, M8 X 1.25 X 16, Ss, 2-13, 2-51
- Screw, Hex, M8 X 1.25 X 20, 8.8, 2-63
- Screw, Hex, M8 X 1.25 X 20, Fmg, 3-11, 3-13, 3-15, 3-17
- Screw, Hex, M8 X 1.25 X 20, NI, Ss, 2-31
- Screw, Hex, M8 X 1.25 X 20, Ss, Sems, 2-7, 2-43, 2-63, 3-7, 3-9
- Screw, Hex, M8 X 1.25 X 20, Ss, 2-5, 2-30, 3-31, 3-33
- Screw, Hex, M8 X 1.25 X 25, 8.8, 2-5, 2-63
- Screw, Hex, M8 X 1.25 X 25, 9.8, Sems, 2-5, 2-9, 2-11, 2-13, 2-15, 2-19, 2-47, 2-51, 2-53, 3-3, 3-5, 3-7, 3-9, 3-15, 3-23, 3-31, 3-33
- Screw, Hex, M8 X 1.25 X 25, Ss, 2-37, 3-25
- Screw, Hex, M8 X 1.25 X 30, 8.8, 2-35, 3-23
- Screw, Hex, M8 X 1.25 X 30, 9.8, Sems, 2-5, 2-15, 2-27, 2-29, 2-33, 2-39, 2-45, 2-51, 2-59, 3-11, 3-13
- Screw, Hex, M8 X 1.25 X 35, 8.8, 2-11, 2-29, 3-23
- Screw, Hex, M8 X 1.25 X 35, 9.8, Sems, 2-21, 2-43, 2-45, 2-53, 3-17, 3-31
- Screw, Hex, M8 X 1.25 X 40, 8.8, Fl, 2-49
- Screw, Hex, M8 X 1.25 X 40, 8.8, 3-19
- Screw, Hex, M8 X 1.25 X 40, Ss, 2-51
- Screw, Hex, M8 X 1.25 X 45, 10.9, 2-25
- Screw, Hex, M8 X 1.25 X 45, 8.8, 2-27
- Screw, Hex, M8 X 1.25 X 50, 8.8, 2-25
- Screw, Hex, M8 X 1.25 X 60, 8.8, 2-35, 2-43
- Screw, Hex, M8 X 1.25 X 80, 8.8, 2-25
- Screw, Pan, 06- X 0.38, F/ Plstc, 2-53
- Screw, Pan, 12-16 X 0.50, F/ Plstc, 2-11, 2-53, 3-35, 3-36
- Screw, Pan, Phl, 06-32 X 1.00, G1, 2-39
- Screw, Pan, Phl, 08-16 X 1.00, F/ Plstc, 2-45
- Screw, Pan, Phl, 08-32 X 0.38, G1, 2-39
- Screw, Pan, Phl, 10-14 X 0.75, F/ Plstc, 2-53
- Screw, Pan, Phl, 10-16 X 0.75, Fmg/Ab, 3-36
- Screw, Pan, Phl, M3 X 0.5 X 25, Blk, 2-15
- Screw, Pan, Phl, M4 X 0.70 X 10, Ss, 2-53
- Screw, Pan, Phl, M4 X 0.70 X 16, 4.8, 2-51, 3-15
- Screw, Pan, Phl, M4 X 0.70 X 16, Ss, 2-53
- Screw, Pan, Phl, M5 X 0.80 X 12, Ss, 2-15, 2-45, 2-47, 3-3, 3-5, 3-7, 3-9
- Screw, Pan, Phl, M5 X 0.80 X 16, 4.8, 3-3, 3-5, 3-7, 3-9
- Screw, Pan, Phl, M5 X 0.80 X 25, 4.8, 3-17
- Screw, Pan, Phl, M6 X 1.00 X 10, Ss, 2-43
- Screw, Pan, Phl, M6 X 1.00 X 40, Ss, 3-23
- Screw, Set, .25-20 X 0.31, NI, 2-33
- Screw, Set, Soc, .25-20 X 0.75, Al, 2-41
- Screw, Set, Soc, 10-24 X 0.38, Al, 2-53
- Screw, Set, Soc, M5 X 0.80 X 8, Pl [45h], 2-19
- Screw, Soc, .25-20 X 1.00, Al, 2-33
- Screw, Soc, M8 X 1.25 X 25, 12.9, 2-19
- Screw, Soc, M8 X 1.25 X 70, 12.9, 2-23
- Screw, 4-3
- Seal Assy, Pre-Filter, 2-53
- Seal Kit, Cartridge, 4-10
- Seal Kit, Hsng, 4-9, 4-10
- Seal Kit, Motor A/H-Stdnd, 4-3
- Seal Kit, Pump, Hyd, 2-33
- Seal Kit, Valve, Hyd, 4-9, 4-10
- Seal Kit, Vlv, 4-5
- Seal Kit, 4-6
- Seal, .19, .25w 39.2l, Adh, 3-15
- Seal, Afmkt, Bulb, Str, .75d F/07ga 08ft, 3-15
- Seal, Afmkt, Bulb, Str, 0.58D 08Ft, 3-17
- Seal, Bulb, 90, 0.50d .06-.09grip 022.5l, 2-11
- Seal, Bulb, 90, 1.33 .06-.09grip 032.5l, 2-11
- Seal, Bulb, Str, 0.50d .13grip 009.4l, 2-7
- Seal, Cover, 2-43
- Seal, Door, Access, 2-45
- Seal, Door, Dump, Side, 1-1
- Seal, Firewall, 2-5
- Seal, Foam, 2-53
- Seal, Hppr, .06 12.5w 36.6l Neo, 1-1, 2-5
- Seal, Inlet, Vacuum, 1-1, 2-39
- Seal, Lip [76038ddur], 3-15
- Seal, Org, .078 X 00.47id 06, 4-10
- Seal, Org, .139 X 02.98id, 2-25
- Seal, Org, 2-25
- Seal, Rbr, .13 6.34w 36.3l, 12/.28h, Red, 1-1, 2-51
- Seal, Rbr, 0.06, Tube, Vacuum Wand, 3-35
- Seal, Rbr, Clsd, 0.13, Door, Dump, Side, 2-51
- Seal, Rbr, Clsd, 0.38, Instmt Panl, 2-15
- Seal, Rbr, Damper, 0.06th, 04.1d, 2-39
- Seal, Rbr, Open, 0.38, 1.25w 25.5l, 2-7
- Seal, Top, Lh, Sbdc, 3-31, 3-33
- Seal, Top, Sbdc, 3-31, 3-33
- Seal, Ure, 0.50, 0.75w 04.0l Adh, 2-41
- Seal, 1-1, 2-5, 2-7, 2-9, 2-51, 4-7
- Seat Kit, Dix, Ci [S20], 3-19
- Seat, Std [Michigan, Model V-2505], 2-11
- Seat, Suspension [Grammer Gs12], 3-19
- Seatbelt Kit, Ci [6400], 3-20
- Seatbelt, 60.0l, 3-19, 3-20
- Sensor, Thermal, 140deg, No, Spst, 2-53
- Shaft Assy, Brg, 2-41
- Shaft Wldt, Brush, 2-21
- Shaft, Idler, Plug, Brush, 2-31
- Shaft, Impeller, 2-41
- Shaft, Output, 4-3
- Shaft, Pivot, Arm, Brush Drive, 2-31
- Shaft, Pivot, Steering, 2-23
- Shaft, 2-31
- Sheave, 01grv, 01.9pd 0.62b [07m], 2-41
- Sheave, 01grv, 04.7pd 0.97b [3v], 2-31
- Sheave, 02grv, 05.6/2.9pd 2.0b [3v], 2-31
- Sheave, 02grv, 06.5/3.7pd 1.50b [3v], 2-33
- Sheave, Flat, 3.0d 0.75w 0.67brg, 2-31
- Sheave, Step [3V/7M.877], 2-33
- Shoe, Brake, 180 X 30mm, 2-21
- Shroud, Rear, Trimmed, 2-11
- Skirt, Brush, Side, Sbdc [W/O Lhsb], 3-31
- Skirt, Brush, Side, Sbdc, 3-31, 3-33
- Skirt, Neo, .12 2ply, Dust-Cntrl, 1-1, 2-45
- Skirt, Neo, .12, 05.20w 36.10l, 06/ Sl, 2-45
- Skirt, Neo, .12, 12.26w 14.50l, 07/ Sl, 1-1, 2-5
- Skirt, Sbdc, Sba, Lh, 3-33
- Sleeve, 0.32b 0.50d 0.3l, 2cham, Ss, 2-35, 2-37, 3-23, 3-25
- Sleeve, Nyl, 1.22id 35.0l, 2-17, 2-23
- Sleeve, Nyl, 1.63id 25.0l, 2-37, 3-25
- Sleeve, P/M, 0.25b 0.44d 0.2l, Pl, 2-39
- Sleeve, P/M, 0.32b 0.50d 0.3l [430ss], 2-11
- Sleeve, P/M, 0.32b 0.50d 0.5l [430ss], 2-29, 2-35, 3-23
- Sleeve, P/M, 0.34b 0.63d 0.4l, Ss / Oil, 2-27, 2-29
- Sleeve, P/M, 1.25b 1.75d 0.7l [430ss], 2-43
- Snap-Ring, 4-7, 4-8
- Solenoid Assy, Pull, 36vdc, 2-39
- Solenoid Kit, 36vdc, Replmt [Thrmsentry], 2-39
- Solenoid, #10, 36vdc, 4-9, 4-10
- Solenoid, #8, 36vdc, 4-10
- Solenoid, Cntrl, 4-10
- Spacer Plate, 4-3
- Spacer, 0.56b 0.88d 1.82l, Pl, 2-51
- Spacer, Fltr, 2-53
- Spacer, Plstc, 0.41b 2.25d 1.30l, Nyl, 2-19
- Spacer, Plywood, 3-39
- Spacer, 2-23, 2-29, 4-5, 4-6
- Spindle, Adjustment, 2-11
- Spring Kit, 4-6
- Spring, Cmpr, 0.60od .07wir 00.8l, 2-9
- Spring, Cmpr, 0.72od .06wir 02.3l, 2-17
- Spring, Dsl, 1.00od 0.50id 1.25l, 2-37, 3-25
- Spring, Dsl, 1.25od 0.62id 1.80l, 2-37, 3-25
- Spring, Extn, 0.38od 0.05wir 02.5l, 2-60
- Spring, Extn, 0.75od 0.11wir 04.5l, 2-37, 3-25
- Spring, Extn, 0.96od 0.05wir 01.4l, 2-39
- Spring, Extn, 1.25od 0.15wir 06.0l, 2-41
- Spring, Extn, 2-29

CROSS REFERENCE

Spring, Flat, .06, 0.75w X 01.8l, 2/.28h, 2-13
Spring, Flat, .06, 0.75w X 07.8l, 2-19
Spring, Tens, 2-51
Spring, Tors, 0.81id .12wir 08.0coil, 2-13
Spring, Tors, 1.03id .11wir 03.0coil, 2-35
Spring, Wir, 0.08d, Parking Brake, 2-21
Spring, Wir, 0.25d, Brake Return, 2-21
Spring, 4-5
Stand-Off, Wir, M6, Insulator, Panel, 2-63
Steer-Control, Hyd04, 07.3 0600 (See Breakdowns), 2-17
Strainer, Hyd, 010gpm 100mesh, 1-1, 2-59
Strainrelief, 2-53
Strap Wldt, Tank, Hyd, 2-59
Strap, Rbr, 2-53
Strap, Static, W/Grommet, .19 1.1w 25.0l, 2-5
Strip Wldt, Seal, Door, 2-51
Strip, Retainer, Dump Door, 2-51
Strip, Retainer, Flap, 2-5
Strip, Retainer, Hppr Lip, 2-45
Strip, Retainer, 2-51
Stud, M8 X 1.25 [55.0], 2-53
Stud, Spcl, 2-31
Support Wldt, Rh, Sbdc, 3-31, 3-33
Support Wldt, Lh, Sbdc, 3-33
Support, Hppr, Lip, Back, 2-49
Support, Hppr, Lip, Front, 2-49
Support, Hppr, Lip, Side, 2-49
Switch Assy, Press, No/Nc 0040Psi, 2-59
Switch, Ignition [Ku], 2-15
Switch, Press, 2-51
Switch, Push, Spst, No, 2-39
Switch, Rocker, 3 Position, 2-15
Switch, Safety, Shutoff, 2-15
Switch, Seat, No [Delta 6440-04], 2-11
Switch, Seat, 3-19
Switch, Snap, 15a No, Rlr, 2-51
Switch, Snap, 25a Spdt, 2-15
Switch, Temp, Sealed, Nc, 2-53

T

Taillight, 12vdc, 3.6 X 1.9, 2-5
Throttle, Electronic, 0000/5000 Ohm, 2-19
Thrust Bearing, 4-3
Tie, Cable, Nyl, 07.3l .19w 1.8 Max D, 2-37, 2-45, 2-63, 3-25
Tie, Cable, Nyl, 11.4l .19w 3.0 Max D, 2-15, 2-17, 2-23
Tie, Cable, Nyl, 14.5l .30w 4.0 Max D, 2-5, 3-40, 3-41
Timer, 36vdc, 10a [Left Hand Side Brush], 3-23
Tire Assy, Idler, Swpr, Blk, 16.0x3.5, 2-21
Tire, Drive, Swpr, Blk, 16.0x4.0, 2-25
Tire, Drive, Swpr, Grey, 16.0x4.0 (Optional non-Marking), 2-25
Track, Slide, Seat Adj, 12.5l, W/ Latch, 2-11
Track, Slide, Seat Adj, 12.5l, 2-11

Tray Wldt, Dust [Cyclone], 2-53
Tray, Dust, Shakr, 2-53
Tray, Mold, 2-53
Tread, Non-Skid, 01.4w 12.0l, 2-19
Tread, Non-Skid, 02.2w 15.5l, 2-19
Tube Wldt, Torque, 2-30
Tube, 0.33id 0.51od 00.8l, Stl, Pl, 3-23
Tube, 0.34id 0.62od 00.2l, Stl, 2-21
Tube, 0.38id 0.75od 00.9l, Stl, 2-51
Tube, 0.38id 0.81od 00.4l, Stl, 2-41
Tube, 0.42id 0.62od 01.0l, Stl, Pl, 2-35
Tube, 0.77id 1.13od 00.6l, Stl, Pl, 2-23
Tube, Transition, Valve, Ev, 2-39

V

Valve, Check, 4-9, 4-10
Valve, Cntrl, Logic, 4-9, 4-10
Valve, Hyd Control Man, 4-5
Valve, Hyd, Mnl, 2spool 0100psi 10gpm (See Breakdowns), 2-60
Valve, Hyd, Solenoid, 36Vdc (See Breakdowns), 3-27
Valve, Hyd, Solenoid, 36vdc (See Breakdowns), 2-61
Valve, Hyd, Solenoid, 36vdc, 4-9, 4-10
Valve, Hydraulic Steering 07.3 0600, 4-6
Valve, Relief, 4-9, 4-10
Valve, Stem, Hyd, 4-9, 4-10
Video, Oprtr, Dvd [S20 En, Es, Fr], 3-42

W

Wand Kit, Vacuum, Ci [S20], 3-35
Wand, Vacuum, W/ Label, JP [S20], 3-35
Wand, Vacuum, W/ Label, Na [S20], 3-35
Washer Flat, 0.50, Sae, 2-13, 2-19, 2-21, 2-37, 2-51, 3-3, 3-5, 3-7, 3-9, 3-11, 3-13, 3-25
Washer, Flat, 0.25, Fendr, 2-51, 3-17
Washer, Flat, 0.25, Sae, 2-19, 2-39, 2-63, 3-3, 3-5, 3-7, 3-9, 3-23
Washer, Flat, 0.25, Std, 2-11, 2-19, 2-39, 2-45, 2-51, 2-59, 2-63, 3-19, 3-23, 3-31, 3-33, 3-35
Washer, Flat, 0.31, Fendr, 2-5, 2-9, 2-43, 2-45, 2-53, 3-17, 3-31, 3-33
Washer, Flat, 0.31, Sae, 2-7, 2-9
Washer, Flat, 0.31, Std, 2-5, 2-11, 2-13, 2-21, 2-27, 2-29, 2-31, 2-35, 2-45, 2-47, 2-49, 2-51, 2-53, 2-60, 3-3, 3-5, 3-7, 3-9, 3-11, 3-13, 3-23
Washer, Flat, 0.31b 0.88d .12, Rbr, 2-60
Washer, Flat, 0.34b 0.69d .06, Nyl, 2-13
Washer, Flat, 0.38, Sae, 2-19, 2-31, 2-33, 2-59, 3-17
Washer, Flat, 0.38, Std, 2-29, 2-33, 2-35, 2-37, 2-41, 2-43, 2-45, 2-51, 2-53, 2-61, 3-25, 3-27, 3-39
Washer, Flat, 0.38b 0.88d .08, Ss, 2-37, 3-25
Washer, Flat, 0.39b 0.75d .06, Nyl, 2-19

Washer, Flat, 0.40b 1.12d .12, Ss, 2-45, 2-51
Washer, Flat, 0.44, Std, 2-35
Washer, Flat, 0.53b 1.75d .12, Stl, Pl, 2-31
Washer, Flat, 0.62, Sae, 2-37, 3-25
Washer, Flat, 0.75, Sae, 2-23, 2-31
Washer, Flat, 0.76b 1.50d .06, Ss, 2-21
Washer, Flat, 08, 2-39
Washer, Flat, 1.02b 1.75d .12, Stl, 2-43
Washer, Flat, 10, 2-15, 2-21, 2-45, 2-53, 3-3, 3-5, 3-7, 3-9
Washer, Flat, Belleville, .31, 3-17
Washer, Flat, Belleville, .38, 2-33
Washer, Flat, Belleville, .50, 2-43
Washer, Flat, M21.0b X 37d X 3, 2-21
Washer, Lock, Int, 0.25, 2-63
Washer, Lock, Int, 0.31, 2-25, 2-39, 2-63
Washer, Lock, Int, 04, 2-15
Washer, Lock, Int, 10, Ss, 2-39, 2-53
Washer, Lock, Int, 10, 2-5
Washer, Lock, Int-Ext, 0.25, 2-53
Washer, Lock, Int-Ext, 0.31, 2-5
Washer, Sealing, M8, 2-27
Washer, Thrust, 0.53b 1.00d 0.03w[Fbrg], 2-37, 3-25
Washer, Thrust, 0.61b 1.25d .06, Fgl, 2-37, 3-25
Washer, Wavy, 0.53b 0.81d .09, 2-31
Washer, 4-5
Wavy Washer, 4-7, 4-8
Weight, Eccentric, Pntd, 2-53
Wheel, Steering, 14.0D 0.81B 36Tooth, 2-17



We Need Your Help...

As part of Tennant's Zero Defects Program, we want to know about errors you have found or suggestions you may have regarding our machine manuals. If you find an error or have a suggestion, please complete this postage-paid form and mail it to us. Thank you for helping us make zero defects a way of life at Tennant.

Manual No. _____ Rev. No. _____ Publish Date _____ Page _____
Machine _____ Report Error Suggestion


Name _____ Date _____
Customer Number _____
Company _____
Address _____
City/State/Zip Code _____



TENNANT COMPANY
 Technical Publications #15
 701 North Lilac Drive
 P.O. Box 1452
 Minneapolis, MN 55440-9947

POSTAGE WILL BE PAID BY ADDRESSEE

BUSINESS REPLY MAIL
 FIRST CLASS MAIL PERMIT NO. 94 MINNEAPOLIS, MN



NO POSTAGE
 NECESSARY
 IF MAILED
 IN THE
 UNITED STATES



Fold along dotted lines

Tape here





We Need Your Help...

As part of Tennant's Zero Defects Program, we want to know about errors you have found or suggestions you may have regarding our machine manuals. If you find an error or have a suggestion, please complete this postage-paid form and mail it to us. Thank you for helping us make zero defects a way of life at Tennant.

Manual No. _____ Rev. No. _____ Publish Date _____ Page _____
Machine _____ Report Error Suggestion


Name _____ Date _____
Customer Number _____
Company _____
Address _____
City/State/Zip Code _____




TENNANT COMPANY
 Technical Publications #15
 701 North Lilac Drive
 P.O. Box 1452
 Minneapolis, MN 55440-9947

POSTAGE WILL BE PAID BY ADDRESSEE

BUSINESS REPLY MAIL
 FIRST CLASS MAIL PERMIT NO. 94 MINNEAPOLIS, MN



NO POSTAGE
 NECESSARY
 IF MAILED
 IN THE
 UNITED STATES



Fold along dotted lines

Tape here

