

Quick Start Guide

Thank you for purchasing the 1OTT Cloud Media Box.

Package Contents:

- 1 x 1OTT Player
- 1 x USB Micro Cable
- 1 x USB to Power Adapter
- 1 x Remote Control
- 2 x AAA Battery
- 1 x Quick Start Guide



©2013 Cloud Media. All Rights Reserved.

Warning:

This device complies with Part 15 of the FCC Rules. Operation is subject to the following two conditions: (1) this device may not cause harmful interference, and (2) this device must accept any interference received, including interference that may cause undesired operation. Changes or modifications not expressly approved by the party responsible for compliance could void the user's authority to operate the equipment.

NOTE: This equipment has been tested and found to comply with the limits for a Class B digital device, pursuant to Part 15 of the FCC Rules. These limits are designed to provide reasonable protection against harmful interference in a residential installation. This equipment generates, uses and can radiate radio frequency energy and, if not installed and used in accordance with the instructions, may cause harmful interference to radio communications. However, there is no guarantee that interference will not occur in a particular installation. If this equipment does cause harmful interference to radio or television reception, which can be determined by turning the equipment off and on, the user is encouraged to try to correct the interference by one or more of the following measures:

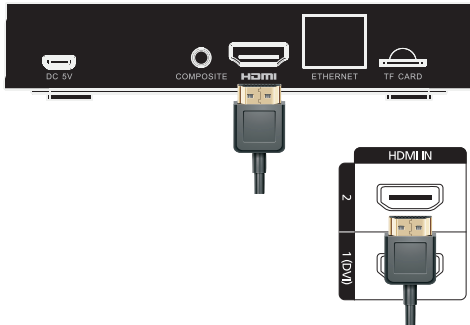
- Reorient or relocate the receiving antenna.
- Increase the separation between the equipment and receiver.
- Connect the equipment into an outlet on a circuit different from that to which the receiver is connected.
- Consult the dealer or an experienced radio/TV technician for help.

NOTE: This device and its antenna(s) must not be co-located or operation in conjunction with any other antenna or transmitter


RF Exposure Statement

To maintain compliance with FCC's RF Exposure guidelines, This equipment should be installed and operated with minimum distance of 20cm the radiator your body. This device and its antenna(s) must not be co-located or operation in conjunction with any other antenna or transmitter

1. Connect 1OTT to the TV




(Optional)



*Composite Cable Sold Separately

2. Power 1OTT with the AC Adapter



3. Insert batteries into remote



Join our social media to find out how you can use the 1OTT player!

<http://forum.cloudmedia.com>

<http://facebook.com/freett>

<http://twitter.com/freett>