

Multi Wheel Bluetooth Low Energy Tire Pressure Monitoring System

BSE-12



Quick Installation Guide

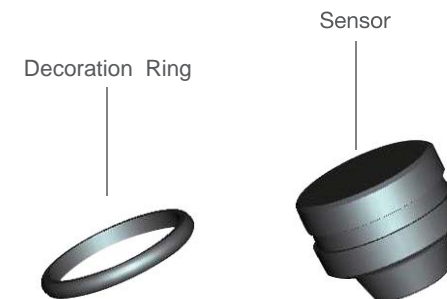
Product Specification

BLE Sensor Specification	
Operating Voltage	3V
Operating Humidity	95% MAX
Operating Current	< 15 mA at DC 3V
Storage Temperature	-30°C to 60°C
Operating Temperature	-20°C to 60°C
Monitored Pressure Range	0 to 92 psi (0 to 640kPa)
Monitored Temperature Range	-20°C to 85°C
Operating Frequency	2.4GHz
Transmission Power	0dBm MAX
Battery Life	1 year
Battery Capacity	140 mAh (CR1632)
Weight	< 7g

Installation

Accessories

BLE TPMS Sensor Accessories



Installation Steps

Step 1

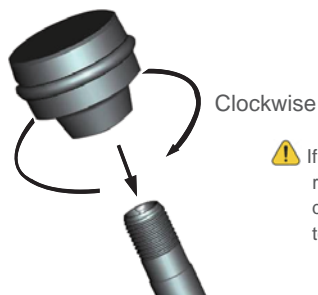
Please put decoration ring into the notch of sensor.



3

Step 2

Rotate Sensor to valve until no air leakage and lock .
During the process of locking into the nozzle, do not
force the lock if there is any deviation, so as not to
damage the monitor body thread.

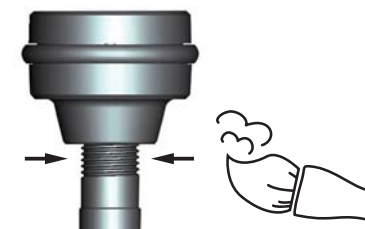


⚠ If there any deviation during
rotate sensor to valve, please
don't force rotate of the sensor
to avoid damage of thread.

4

Step 3

Between Sensor and valve spray or brush some soap
water to check whether produce bubble .
If there is bubbling, please check whether the Sensor
is locked or re-install according to the procedure.



5

Warranty Policy

Thank you for buying this product and giving us support. From the date of purchase, we provide a one-year warranty for the product, protecting the client's interest by providing product quality assurance. During the warranty period, under normal operation and in the event of a faulty product, the company is willing to repair the faulty product or have it replaced, enabling you to get the guarantee and demonstrating the company's responsible attitude toward products. But the product warranty must meet the following conditions :

- Defective products need to be provided to local dealer to confirm purchase date and cause of defect.
- Products must be operated correctly, as indicated in the user manual.
- Product has not been disassembled by yourself.
- The main cause of product failure is due to manufacture issues.

Disclaimer :

This product is only to be used as precautionary warning and provides to user as a convenient secondary safety equipment. Please follow the standard installation procedures or ask a qualified tire shop to install the product. If the tire has been damaged or traffic accident resulting from improper driving behaviour occurs, the company will not be responsible for any civil or criminal liabilities.

Other relevant latest information of SYSGRATION TPMS is available at our website (<http://www.roadmio.com/>) for latest information.

6

Federal Communication Commission Interference Statement

This equipment has been tested and found to comply with the limits for a Class B digital device, pursuant to Part 15 of the FCC Rules. These limits are designed to provide reasonable protection against harmful interference in a residential installation.

This equipment generates, uses and can radiate radio frequency energy and, if not installed and used in accordance with the instructions, may cause harmful interference to radio communications. However, there is no guarantee that interference will not occur in a particular installation. If this equipment does cause harmful interference to radio or television reception, which can be determined by turning the equipment off and on, the user is encouraged to try to correct the interference by one of the following measures:

- Reorient or relocate the receiving antenna.
- Increase the separation between the equipment and receiver.
- Connect the equipment into an outlet on a circuit different from that to which the receiver is connected.
- Consult the dealer or an experienced radio / TV technician for help.

FCC Caution :

To assure continued compliance, any changes or modifications not expressly approved by the party responsible for compliance could void the user's authority to operate this equipment. (Example - use only shielded interface cables when connecting to computer or peripheral devices.)

7

FCC Radiation Exposure Statement

This equipment complies with FCC RF radiation exposure limits set forth for an uncontrolled environment. This equipment should be installed and operated with a minimum distance of 0.5 centimeters between the radiator and your body.

This transmitter must not be co-located or operating in conjunction with any other antenna or transmitter.

The antennas used for this transmitter must be installed to provide a separation distance of at least 0.5 cm from all persons and must not be co-located or operating in conjunction with any other antenna or transmitter.

This device complies with Part 15 of the FCC Rules. Operation is subject to the following two conditions:

(1) This device may not cause harmful interference, and (2) This device must accept any interference received, including interference that may cause undesired operation.

8