

ALCATEL
onetouch.[®]
Pixi[™] 3⁽⁷⁾

Quick Start Guide

Thank you for buying ALCATEL ONETOUCH 9002W.
We hope you will enjoy your high-quality communication
experience.

ALCATEL
onetouch.[®]

Table of contents

1 Your device	3
1.1 Appearance illustration	3
1.2 Home screen	5
1.3 Apps and widgets.....	8
1.4 Basic operation.....	8
2 Settings	10
2.1 Device.....	10
2.2 Personal	11
2.3 System	11
3 Phone call	12
3.1 Placing a call	12
3.2 Answering or rejecting a call	13
Safety information	14
General information	24
Warranty	26



www.sar-tick.com

This device meets applicable national SAR limits of 1.6 W/kg. SAR values can be found on page 21 of this user guide. When carrying the device or using it while worn on your body, either use an approved accessory such as a holster or otherwise maintain a distance of 8 mm from the body to ensure compliance with RF exposure requirements. Note that the product may be transmitting even if you are not using it.



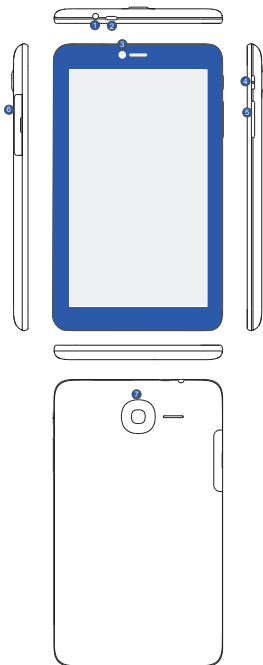
To prevent possible hearing damage, do not listen at high volume levels for long periods. Exercise caution when holding your device near your ear while the loudspeaker is in use.



The tablet contains magnets which may interfere with other devices and items (such as credit card, pacemakers, defibrillators, etc.). Please maintain at least 15 cm of separation between your tablet and the devices/items mentioned above.

Your device

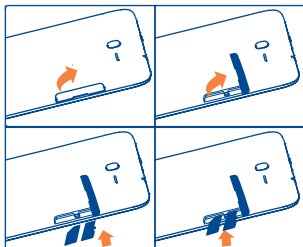
1.1 Appearance illustration



Number	Function
1	Earphone Interface
2	Micro-USB connector/Battery charge
3	Front camera
4	Power key
5	Volume Up/Down
6	SIM Card and microSD Card
7	Rear camera

Inserting the micro SIM card & the microSD card

Take care to insert your SIM and Micro SD card in the correct direction to avoid damage. Please refer to the following instructions.



Note

Please charge before first use. Normally, press and hold the **Power** key will power the tablet on and the Home Screen will show up, but a battery icon will show instead of the Home Screen when the tablet is lack of power, that indicates you should charge before use. Use only charger recommended by TCL Communication Ltd and its affiliates.

This device cannot be charged through USB computer connection. Please plug in your charger before first usage.




1.2 Home screen

Your device includes three pages of Home screen giving you more space to add your own favorite apps, folders, and widgets for one-touch access. To switch between screens, sliding your finger to left or right.

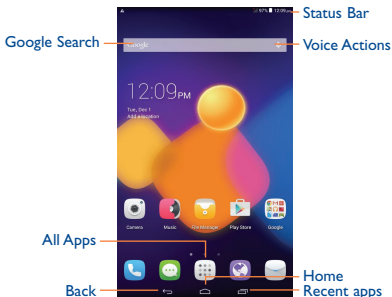
1.2.1 Lock/Unlock your screen

Once your device is powered on, it shows a locked screen interface, which is set as default.

Press and slide right the locked screen to unlock, slide left to access camera.



1.2.2 Icons on your screen

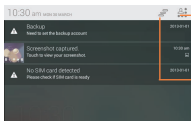


Name	Description
Google Search	Touch it to access the Google search engine.
Voice Actions	Use Voice Actions to watch a video, send email, set alarm, get directions, etc.
All Apps	Touch to show all apps list interface.
Back	Go back to the previous menu or screen.
Home	Return to the home screen.
Recent apps	Press to view recent apps.

Touch and drag the Status bar down to open the Quick setting panel or Notification panel. Touch and drag up to close it.

Notification panel

When there are notifications, touch and drag the Status bar down to open the Notification panel and read the detailed information.

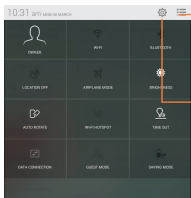


Touch to switch to the Quick setting panel

Touch to clear all event-based notifications (other ongoing notifications will remain)

Quick setting panel

You can enable or disable functions or change modes by touching the icons on Quick setting panel.




Touch to switch to Notification panel.

Touch to access Settings, where you can set more items.

1.3 Apps and widgets

1.3.1 Apps

The Applications (apps) list contains all pre-embedded and newly installed apps. To access the apps list, touch the all apps key  from Home screen.

1.3.2 Widgets

By touching and holding an empty area in Home screen, you can switch to widgets interface.


1.3.3 Get more apps

Touch the Google Play Store icon  to get more apps.



1.3.4 Create and manage shortcut on desktop

Touch and hold an icon on All Apps or Downloaded interface, it will jump to home screen automatically, drag it to the right place you want.

1.3.5 Remove apps icon from desktop

Touch and hold the icon you want to delete from the desktop, drag it right over the , which is at the top of the screen.

1.3.6 Uninstall apps

Press  to enter all Apps, then touch and hold the App icon you want to uninstall, drag it over the , which appears top-left in the desktop.

1.4 Basic operation

1.4.1 Power on your device

Press and hold the **Power** key until the tablet powers on. It will take a few seconds to light up the screen.

1.4.2 Power off your device

- Press and hold the **Power** key for 3 seconds until the options appear, select **Power off** to power off your device.
- Press and hold the **Power** key for 10 seconds to restart your device.

1.4.3 Stand-by mode

Press **Power** key once to shut down the screen and the device enters stand-by mode.

Note: Without operation, the product will enter stand-by mode automatically. Press **Power** key once to wake it up.

1.4.4 Connecting to a computer via USB


When connecting your device to computer by USB, you can transfer files between your device and the computer.

1.4.5 Change your wallpaper

You can change your wallpaper by touching **Settings > Display > Wallpaper**.

1.4.6 Wi-Fi

To turn Wi-Fi on and connect to a wireless network:

- Touch Wi-Fi icon on Quick setting panel to turn on/off Wi-Fi.
- Select **Settings**, touch the switch  below Wi-Fi to turn on/off Wi-Fi.
- Touch a Wi-Fi network to connect. If the network you selected is secured, you are required to enter a password or other credentials (You may need to contact the network operator for details). When finished, touch **Connect**.

Tip: To extend the battery life, turn off Wi-Fi when you're not using it.

1.4.7 Zoom in/out

Draw your fingers apart/together to zoom in/out (Web browser, Gallery etc..).

2 Settings

2.1 Device

2.1.1 Sound

You can set **Volumes**, **Touch sounds** and **Screen locking sounds** to your preference with the Volume up/down key, or touch **Settings > Sound & notification**.

2.1.2 Display

Touch **Settings > Display**, you can see the items:

- **Wallpaper** Set your wallpaper.
- **Brightness** Adjust your screen in a comfortable brightness level
- **Font size** Select a suitable font size for your tablet.
- **Sleep** Set Screensavers time.
- **Daydream** Select an animation effect shows in standby status.

2.1.3 Storage

Touch **Settings > Storage** to view the memory using status.

2.1.4 Battery

Touch **Settings > Battery** to check the battery power and its service status.

2.1.5 APPs

Touch **Setting > Applications** to check the APP status.

2.2 Personal

2.2.1 Language & input

Touch **Settings > Language & input** to view or set system language and input methods.

- **Language** Set the system language.
- **Keyboard & input methods** Check and select all the input methods installed in the tablet.

2.2.2 Backup & reset

You can back up settings and other data associated with one or more of your Google Accounts. If you need to replace or factory reset your device, you can restore your data for any accounts that were previously backed up.

Touch **Settings > Backup & reset**

Tips: Please make sure that all the important data have been backed-up before you run factory data reset, for this function will eraser all apps and data that user installed.

2.3 System

2.3.1 Date & time

Touch **Settings > Date & time**, to set date, time and format.

2.3.2 About tablet



Touch **Settings > About tablet** to check legal information, tablet status and software version, etc.

3 Phone call


3.1 Placing a call

You can easily launch a call using Call.

Touch  on the home screen to access phone call interface.

Touch  to display the keyboard. Enter the desired number from the keyboard directly or select a contact from People or Call log by sliding or touching tabs, then touch  to place the call. The number you entered can be saved to People by touching Add to Contacts.


To hang up a call, touch .

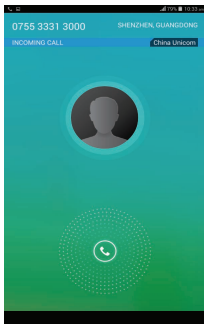


Touch to show dial pad.

Touch to get more options.

3.2 Answering or rejecting a call

When you receive a call, drag the icon  rightward to answer the call, leftward to reject the call, upward to reject the call by sending a preset message.



Safety information

We recommend that you read this chapter carefully before using your device. The manufacturer disclaims any liability for damage, which may result as a consequence of improper use or use contrary to the instructions contained herein.

• TRAFFIC SAFETY

Given that studies show that using a device while driving a vehicle constitutes a real risk, even when the hands-free kit is used (car kit, headset...), drivers are requested to refrain from using their device when the vehicle is not parked.

When driving, do not use your device or headphone to listen to music or to the radio. Using a headphone can be dangerous and forbidden in some areas. When switched on, your device emits electromagnetic waves that can interfere with the vehicle's electronic systems such as ABS anti-lock brakes or airbags. To ensure that there is no problem:

- Do not place your device on top of the dashboard or within an airbag deployment area,
- Check with your car dealer or the car manufacturer to make sure that the dashboard is adequately shielded from device RF energy.

• CONDITIONS OF USE

You are advised to switch off the device from time to time to optimize its performance.

Switch the device off before boarding an aircraft.

Switch the device off when you are in healthcare facilities, except in designated areas. As with many other types of equipment now in regular use, these devices can interfere with other electrical or electronic devices, or equipment using radio frequencies.

Switch the device off when you are near gas or flammable liquids. Strictly obey all signs and instructions posted in a fuel depot, petrol station, or chemical plant, or in any potentially explosive atmosphere.

When the device is switched on, it should be kept at least 15 cm from any medical device such as a pacemaker, a hearing aid or insulin pump, etc. In particular when using the device, you should hold it against the ear on the opposite side to the device, if any.

To avoid hearing impairment, move the device away from your ear while using the "hands-free" mode because the amplified volume might cause hearing damage.

Do not let children use the device and/or play with the device and accessories without supervision.

Please note that your device is a unibody device, the back cover and battery are not removable. Do not attempt to disassemble your device. If you disassemble your device the warranty will not apply. Also disassembling the device may damage the battery, and may cause leakage of substances that could create an allergic reaction.

Always handle your device with care and keep it in a clean and dust-free place.

Do not allow your device to be exposed to adverse weather or environmental conditions (moisture, humidity, rain, infiltration of liquids, dust, sea air, etc.). The manufacturer's recommended operating temperature range is -0°C to $+45^{\circ}\text{C}$.

At over 45°C the legibility of the device's display may be impaired, though this is temporary and not serious.

Do not open, dismantle or attempt to repair your device yourself.

Do not drop, throw or bend your device.

Do not use the device if the glass made screen is damaged, cracked or broken to avoid any injury.

Do not paint it.

Use only battery chargers and accessories which are recommended by TCL Communication Ltd and its affiliates and are compatible with your device model. TCL Communication Ltd and its affiliates disclaim any liability for damage caused by the use of other chargers or accessories.

Remember to make back-up copies or keep a written record of all important information stored in your device.

Some people may suffer epileptic seizures or blackouts when exposed to flashing lights, or when playing video games. These seizures or blackouts may occur even if a person never had a previous seizure or blackout. If you have experienced seizures or blackouts, or if you have a family history of such occurrences, please consult your doctor before playing video games on your device or enabling a flashing-lights feature on your device.

Parents should monitor their children's use of video games or other features that incorporate flashing lights on the device. All persons should discontinue use and consult a doctor if any of the following symptoms occur: convulsion, eye or muscle twitching, loss of awareness, involuntary movements, or disorientation. To limit the likelihood of such symptoms, please take the following safety precautions:

- Do not play or use a flashing-lights feature if you are tired or need sleep.
- Take a minimum of a 15-minute break hourly.
- Play in a room in which all lights are on.
- Play at the farthest distance possible from the screen.
- If your hands, wrists, or arms become tired or sore while playing, stop and rest for several hours before playing again.
- If you continue to have sore hands, wrists, or arms during or after playing, stop the game and see a doctor.

When you play games on your device, you may experience occasional discomfort in your hands, arms, shoulders, neck, or other parts of your body. Follow the instructions to avoid problems such as tendinitis, carpal tunnel syndrome, or other musculoskeletal disorders.

• **PRIVACY**

Please note that you must respect the laws and regulations in force in your jurisdiction or other jurisdiction(s) where you will use your device regarding taking photographs and recording sounds with your device. Pursuant to such laws and regulations, it may be strictly forbidden to take photographs and/or to record the voices of other people or any of their personal attributes, and duplicate or distribute them, as this may be considered to be an invasion of privacy. It is the user's sole responsibility to ensure that prior authorization be obtained, if necessary, in order to record private or confidential conversations or take a photograph of another person; the

manufacturer, the seller or vendor of your device (including the operator) disclaim any liability which may result from the improper use of the device.

Please note by using this device some of your personal data may be shared with the main device (smartphone). It is under your own responsibility to protect your own personal data, not to share with it with any unauthorized devices or third party devices connected to yours. For products with Wi-Fi features, only connect to trusted Wi-Fi networks. Also when using your product as a hotspot (where available), use network security. These precautions will help prevent unauthorized access to your device. Your product can store personal information in various locations including a SIM card, memory card, and built-in memory. Be sure to remove or clear all personal information before you recycle, return, or give away your product. Choose your apps and updates carefully, and install from trusted sources only. Some apps can impact your product's performance and/or have access to private information including account details, call data, location details and network resources.

Note that any data shared with TCL Communication Ltd is stored in accordance with applicable data protection legislation. For these purposes TCL Communication Ltd implements and maintains appropriate technical and organizational measures to protect all personal data, for example against unauthorized or unlawful processing and accidental loss or destruction of or damage to such personal data whereby the measures shall provide a level of security that is appropriate having regard to

- (i) the technical possibilities available,
- (ii) the costs for implementing the measures,
- (iii) the risks involved with the processing of the personal data, and
- (iv) the sensitivity of the personal data processed.

You can access, review and edit your personal information at any time by logging into your user account, visiting your user profile or by contacting us directly. Should you require us to edit or delete your personal data, we may ask you to provide us with evidence of your identity before we can act on your request.

• **BATTERY**

Please note your tablet is a unibody device, the back cover and battery are not removable. Observe the following precautions for battery use:

- Do not attempt to open the back cover and replace the inner rechargeable Li-polymer battery. Please contact the dealer to replace it.
- Do not attempt to eject, replace and open battery.
- Do not punctuate the back cover of your device.
- Do not burn or dispose of your device in household rubbish or store it at temperature above 50°C.
- Dispose of used batteries according to the instructions. Risk of explosion if battery replaced by an incorrect type.



This symbol on your device, the battery and the accessories means that these products must be taken to collection points at the end of their life:

- Municipal waste disposal centers with specific bins for these items of equipment.

- Collection bins at points of sale.

They will then be recycled, preventing substances being disposed of in the environment, so that their components can be reused.

In European Union countries:

These collection points are accessible free of charge.

All products with this sign must be brought to these collection points.

In non-European Union jurisdictions:

Items of equipment with this symbol are not to be thrown into ordinary bins if your jurisdiction or your region has suitable recycling and collection facilities; instead they are to be taken to collection points for them to be recycled.

• CHARGERS

Mains powered chargers will operate within the temperature range of: 0°C to 40°C.

The chargers designed for your device meet with the standard for safety of information technology equipment and office equipment use. They are also compliant to the eco design directive 2009/125/EC. Due to different applicable electrical specifications, a charger you purchased in one jurisdiction may not work in another jurisdiction. They should be used for this purpose only.

The charger shall be installed near the equipment and shall be easily accessible.

• **Federal Communications Commission (FCC) Declaration of Conformity**

This device complies with part 15 of the FCC Rules. Operation is subject to the following two conditions: (1) This device may not cause harmful interference, and (2) this device must accept any interference received, including interference that may cause undesired operation.

Changes or modifications not expressly approved by the party responsible for compliance could void the user's authority to operate the equipment.

This device has been tested and found to comply with the limits for a Class B digital , pursuant to Part 15 of the FCC Rules. These limits are designed to provide reasonable protection against harmful interference in a residential installation. This equipment generates, uses and can radiated radio frequency energy and, if not installed and used in accordance with the instructions, may cause harmful interference to radio communications. However, there is no guarantee that interference will not occur in a particular installation. If this equipment does cause harmful interference to radio or television reception, which can be determined by turning the equipment off and on, the user is encouraged to try to correct the interference by one or more of the following measures:

- Reorient or relocate the receiving antenna.
- Increase the separation between the equipment and receiver.
- Connect the equipment into an outlet on a circuit different from that to which the receiver is connected.
- Consult the dealer or an experienced radio/TV technician for help.

FCC Caution:

Changes or modifications not expressly approved by the party responsible for compliance could void the user's authority to operate the equipment.

FCC RF Exposure Information (SAR):

This device is designed and manufactured not to exceed the emission limits for exposure to radio frequency (RF) energy set by the Federal Communications Commission of the United States.

During SAR testing, this is set to transmit at its highest certified power level in all tested frequency bands, and placed in positions that simulate RF exposure in usage near the body with the separation of 8 mm. Although the SAR is determined at the highest certified power level, the actual SAR level of the device while operating can be well below the maximum value. This is because the device is designed to operate at multiple power levels so as to use only the power required to reach the network. In general, the closer you are to a wireless base station antenna, the lower the power output.

The exposure standard for wireless s employs a unit of measurement known as the Specific Absorption Rate, or SAR. The SAR limit set by the FCC is 1.6W/kg.

Tests for SAR are conducted using standard operating positions accepted by the FCC with the device transmitting at its highest certified power level in all tested frequency bands.

The FCC has granted an Equipment Authorization for this model device with all reported SAR levels evaluated as in compliance with the FCC RF exposure guidelines. SAR information on this model device is on file with the FCC and can be found under the Display Grant section of [HYPERLINK "http://www.fcc.gov/oet/ea/fccid"](http://www.fcc.gov/oet/ea/fccid) www.fcc.gov/oet/ea/fccid after searching on FCC ID: **2ACCJB040**.

For this device, the highest reported SAR value for usage near the body is:

Maximum SAR for this model and conditions under which it was recorded:	
9002W (Body-worn)	1.13 W/kg
9002W (Head)	0.9 W/kg

SAR compliance for body operation is based on a separation distance of 8 mm between the device and the human body. During use, the actual SAR values for this device are usually well below the values stated above. This is because, for purposes of system efficiency and to minimize interference on the network, the operating power of your device is automatically decreased when full power is not needed. The lower the power output of the device, the lower its SAR value.

Body-worn SAR testing has been carried out at a separation distance of 8 mm. To meet RF exposure guidelines during body-worn operation, the device should be positioned at least this distance away from the body.

If you are not using an approved accessory ensure that whatever product is used is free of any metal and that it positions the device the indicated distance away from the body.

Organizations such as the World Health Organization and the US Food and Drug Administration have suggested that if people are concerned and want to reduce their exposure they could use a hands-free accessory to keep the wireless device away from the head or body during use, or reduce the amount of time spent on the device.

Hearing Aid Compatibility (HAC) regulations for Mobile devices

Your device is compliant with FCC HAC regulations (ANSI C63.19- 2011).

This device has been tested and rated for use with hearing aids for some of the wireless technologies that it uses. However, there may be some newer wireless technologies used in this device that have not been tested yet for use with hearing aids. It is important to try the different features of this device

thoroughly and in different locations, using your hearing aid or cochlear implant, to determine if you hear any interfering noise. Consult your service provider or the manufacturer of this device for information on hearing aid compatibility. If you have questions about return or exchange policies, consult your service provider or device retailer.

M-Ratings: Devices rated M3 or M4 meet FCC requirements and are likely to generate less interference to hearing devices than devices that are not labeled. M4 is the better/higher of the two ratings.

Your device meets the M3 level rating.

Hearing devices may also be rated. Your hearing device manufacturer or hearing health professional may help you find this rating. For more information about FCC Hearing Aid Compatibility, please go to <http://www.fcc.gov/cgb/dro>.

IC Notice

This device complies with Industry Canada license-exempt RSS standard(s). Operation is subject to the following two conditions:

- (1) this device may not cause interference, and
- (2) this device must accept any interference, including interference that may cause undesired operation of the device.

This Class B digital apparatus complies with Canadian ICES-003.

IC: 9238A-0054

IC Radiation Exposure Statement

This EUT is compliance with SAR for general population/uncontrolled exposure limits in IC RSS-102 and had been tested in accordance with the measurement methods and procedures specified in IEEE 1528 and IEC 62209. This equipment should be installed and operated with minimum distance 0.8 cm between the radiator and your body. This device and its antenna(s) must not be co-located or operating in conjunction with any other antenna or transmitter.

• LICENCES



microSD Logo is a trademark.



The Bluetooth word mark and logos are owned by the Bluetooth SIG,

Inc. and any use of such marks by TCL Communication Ltd and its affiliates is under license. Other trademarks and trade names are those of their respective owners.

**9002W Bluetooth Declaration ID
D023680**



The Wi-Fi Logo is a certification mark of the Wi-Fi Alliance.

Google, the Google logo, Android, the Android logo, Google Search™, Google Maps™, Gmail™, YouTube, Google Play Store, Google Latitude™ and Hangouts™ are trademarks of Google Inc.

The Android robot is reproduced or modified from work created and shared by Google and used according to terms described in the Creative Commons 3.0 Attribution License (the text will show when you touch and hold **Google legal** in **Settings > About Tablet > Legal information**)⁽¹⁾.

⁽¹⁾ It may not be available according to the countries.

General information

- **Internet address:** www.alcatelonetouch.com;
www.alcatelonetouch.ca
 - **Hot Line Number:** For support in the United States please contact (855) 368-0829
Email: support.alcateleonetouch.us
RMA PORTAL: <http://alcatel.finetw.com/>
- For support in Canada please contact (855) 844-6058
Email: support.alcatleonetouch.ca
RMA PORTAL: <http://atne.ca/Alcatel/>

On our website, you will find our FAQ (Frequently Asked Questions) section. You can also contact us by e-mail to ask any questions you may have.

An electronic version of this user guide is available in English and other languages according to availability on our server:
www.alcatelonetouch.com

Your device is a transceiver that operates on Wi-Fi and Bluetooth with 2.4GHz.

Company Address:

Room 1910-12A, Tower 3, China HK City, 33 Canton Road,
Tsimshatsui, Kowloon, Hong Kong

Disclaimer

There may be certain differences between the user manual description and the device's operation, depending on the software release of your device or specific operator services.

TCL Mobile shall not be held legally responsible for such differences, if any, nor for their potential consequences, which responsibility shall be borne by the operator exclusively.

This device may contain materials, including applications and software in executable or source code form, which is submitted by third parties for inclusion in this device ("Third Party Materials").

All third party materials in this device are provided "as is",

without warranty of any kind, whether express or implied, including the implied warranties of merchantability, fitness for a particular purpose or use/third party application, interoperability with other materials or applications of the purchaser and non-infringement of copyright. The purchaser undertakes that TCL Mobile has complied with all quality obligations incumbent upon it as a manufacturer of mobile devices and devices in complying with Intellectual Property rights. TCL Mobile will at no stage be responsible for the inability or failure of the Third Party Materials to operate on this device or in interaction with any other devices of the purchaser. To the maximum extent permitted by law, TCL Mobile disclaims all liability for any claims, demands, suits or actions, and more specifically – but not limited to – tort law actions, under any theory of liability, arising out of the use, by whatever means, or attempts to use, such Third Party Materials. Moreover, the present Third Party Materials, which are provided free of charge by TCL Mobile, may be subject to paid updates and upgrades in the future; TCL Mobile waives any responsibility regarding such additional costs, which shall be borne exclusively by the purchaser. The availability of the applications may vary depending on the countries and the operators where the device is used; in no event shall the list of possible applications and software provided with the devices be considered as an undertaking from TCL Mobile; it shall remain merely as information for the purchaser. Therefore, TCL Mobile shall not be held responsible for the lack of availability of one or more applications wished for by the purchaser, as its availability depends on the country and the operator of the purchaser. TCL Mobile reserves the right at any time to add or remove Third Party Materials from its devices without prior notice; in no event shall TCL Mobile be held responsible by the purchaser for any consequences that such removal may have on the purchaser regarding the use or attempt to use such applications and Third Party Materials.

Accessory

- Charger, 5.0V/1.0A
- USB cable, 5pins micro-USB

Warranty

Your device is warranted against any defect or malfunctioning which may occur in conditions of normal use during the warranty period of twelve (12) months (1) from the date of purchase as shown on your original invoice.

Batteries (2) and accessories sold with your device are also warranted against any defect which may occur during the first twelve (12) months (1) from the date of purchase as shown on your original invoice.

In case of any defect of your device which prevents you from normal use thereof, you must immediately inform your vendor and present your device with your proof of purchase.

(1) The warranty period may vary depending on your country.

(2) The life of a rechargeable mobile device battery in terms of conversation time standby time, and total service life, will depend on the conditions of use and network configuration. Batteries being considered expendable supplies, the specifications state that you should obtain optimal performance for your device during the first six months after purchase and for approximately 200 more recharges.

If the defect is confirmed, your device or part thereof will be either replaced or repaired, as appropriate. Repaired device and accessories are entitled to a one (1) month warranty for the same defect. Repair or replacement may be carried out using reconditioned components offering equivalent functionality.

This warranty covers the cost of parts and labor but excludes any other costs.

This warranty shall not apply to defects to your device and/or accessory due to (without any limitation):

- 1) Non-compliance with the instructions for use or installation, or with technical and safety standards applicable in the geographical area where your device is used;
- 2) Connection to any equipment not supplied or not recommended by TCL Communication Ltd;

- 3) Modification or repair performed by individuals not authorised by TCL Communication Ltd or its affiliates or your vendor;
- 4) Modification, adjustment or alteration of software or hardware performed by individuals not authorized by TCL Communication Ltd ;
- 5) Inclement weather, lightning, fire, humidity, infiltration of liquids or foods, chemical products, download of files, crash, high voltage, corrosion, oxidation...

Your device will not be repaired in case labels or serial numbers (IMEI/SN) have been removed or altered.

There are no express warranties, whether written, oral or implied, other than this printed limited warranty or the mandatory warranty provided by your country or jurisdiction.

In no event shall TCL Communication Ltd or any of its affiliates be liable for indirect, incidental or consequential damages of any nature whatsoever, including but not limited commercial or financial loss or damage, loss of data or loss of image to the full extent those damages can be disclaimed by law.

Some countries/states do not allow the exclusion or limitation of indirect, incidental or consequential damages, or limitation of the duration of implied warranties, so the preceding limitations or exclusions may not apply to you.

ALCATEL is a trademark of Alcatel-Lucent and is used under license by TCL Communication Ltd.

© Copyright 2015 TCL Communication Ltd. All rights reserved

TCL Communication Ltd reserves the right to alter material or technical specification without prior notice.