


alcatel

Pop4⁺

QUICK START GUIDE



Power key

Volume up/
down

5056X

5056D

5056A

5056E

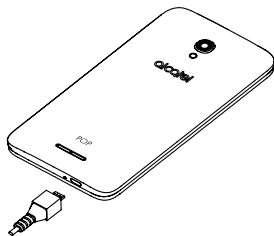
5056J

5056M

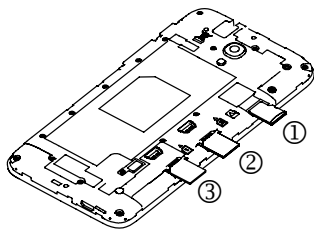
5056T



Removing or installing
the back cover.



Charging the battery.



1. Inserting or removing the microSD card.
2. Installing or removing the SIM card (only for 5056D, 5056E, 5056J, 5056T).
3. Installing or removing the SIM card.

User guide and FAQ are available online
www.alcatelonetouch.com



PLEASE CONSIDER THE
ENVIRONMENT BEFORE PRINTING