

MB12

MOVEBAND



TCL

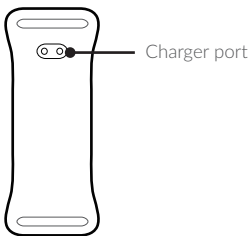
Content

Getting to know your MOVEBAND MB12	3
Basic product specification	3
1 Getting started with your MOVEBAND	4
1.1 Charging the battery	4
1.2 Wearing the MOVEBAND MB12	5
2 Using your MOVEBAND	6
2.1 Power on/off	6
2.2 Pairing.....	6
2.3 Unpairing	6
2.4 Use MOVEBAND MB12 to monitor your fitness.....	7
2.5 Use MOVEBAND MB12 to monitor your sleep	7
3 Using the app on your smartphone	8
3.1 Installing the MOVEBAND app	8
3.2 Creating an account	8
3.3 Log in to your account	9
3.4 Pairing your MOVEBAND	10
3.5 MOVEBAND app.....	10
4 Settings	13
Me	13
5 LED indicator	14
6 Safety and use	14
7 General information	20
8 Disclaimer	21
9 Warranty	22
Troubleshooting	23


Getting to know your MOVEBAND MB12

MOVEBAND MB12 supports a wide range of useful features. You can track your activity, set fitness goals, monitor sleep quality, and set smart alarms and event reminders. You can rotate your wrist to wake up music and camera functions. Activity and sleep data can be uploaded to the MOVEBAND MB12 app in real time. If this device is paired with your mobile phone, it can remind you of incoming calls, messages, calendars and events etc.

The charging port is on the back of MOVEBAND MB12.



Basic product specification

	Item	Description
	Dimension	48.5 * 18.0 * 7.9 mm
	Weight	Approx.10g
	Battery capacity	50 mAh (around 20 - 30 days)
	Bluetooth range	10m (with no obstruction)
	External Port	Pogo pin USB port

1 Getting started with your MOVEBAND

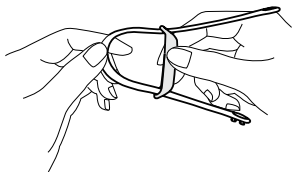
Follow the steps below to start using your MOVEBAND.

1.1 Charging the battery

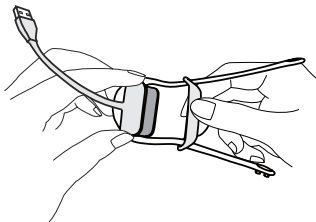
Charge the battery before using it for the first time or when it has been unused for extended periods.

Note: Use only TCL approved chargers, batteries and cables. Unapproved chargers or cables can cause the battery to explode or damage the MB12.

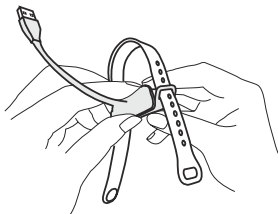
1. Pull the strap away from your MOVEBAND MB12.



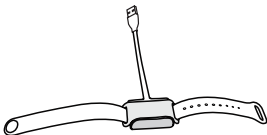
2. Take out the charger dock and ensure that the pins in the charging dock are aligned with the pins on the back of your MOVEBAND MB12.



3. Place the MOVEBAND MB12 on the charger dock with the charging terminals facing each other. When the connection completes, the LED will keep lighting.

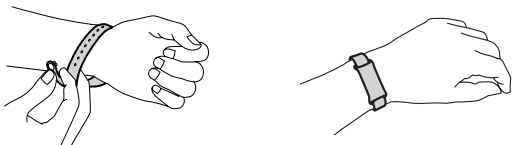


4. After fully charging your MOVEBAND, disconnect it from the charger dock. Unplug the charger from the electric socket or computer.



1.2 Wearing the MOVEBAND MB12

Open the clasp and place the MOVEBAND MB12 around your wrist. Fit the strap to your wrist and then insert the pin into an adjustment hole.



Notes:

1. Do not bend the strap excessively. Doing so may damage the MB12.
2. Alternative straps are available for your preference.

2 Using your MOVEBAND

2.1 Power on/off

The MOVEBAND MB12 will power on automatically when you connect it to the charger. You do not need to power it off during use.

2.2 Pairing

You can only pair the MOVEBAND MB12 with one phone. Once you have established a Bluetooth connection with your phone, you will not be able to find your MOVEBAND MB12 in the list of Bluetooth devices on other phones. If you wish to pair your MOVEBAND with another phone, first unpair it from your current phone.

2.3 Unpairing

For Android:

Open the MOVEBAND app, Go to **MOVEBAND Settings > Delete MOVEBAND**.

For iOS:

1. Open the MOVEBAND app, Go to **MOVEBAND Settings > Delete MOVEBAND**.
2. Go to **Settings > Bluetooth > Devices**> Select MOVEBAND > Touch **Forget the device** to unpair the MOVEBAND.

Use MOVEBAND MB12 when it is not paired

You must pair your MOVEBAND with your phone when you use it for the first time in order to sync the time from your phone.

After pairing your MOVEBAND with your phone for the first time, you can use the MOVEBAND to track your activity, and monitor your sleep quality without

having to pair it with your phone again. However, to receive incoming call alerts and message notifications on your MOVEBAND, you must pair it with your phone via Bluetooth and ensure that the MOVEBAND app is running.

2.4 Use MOVEBAND MB12 to monitor your fitness

- Set your fitness goal on the MOVEBAND app.
- You can view your fitness data on the MOVEBAND app on your phone.

2.5 Use MOVEBAND MB12 to monitor your sleep

- Wear your MOVEBAND MB12 to monitor your sleep status.
- You can set a smart alarm using the MOVEBAND app on your phone.

3 Using the app on your smartphone

3.1 Installing the MOVEBAND app

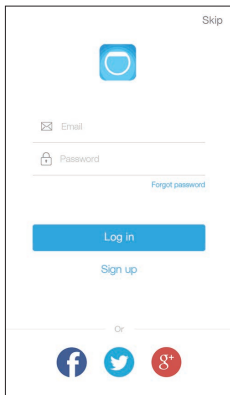
You can download and install the MOVEBAND app in the following ways:

1. Search "TCL MOVEBAND" in the Google Play Store (For Android)
2. Search "TCL MOVEBAND" in the App Store (For IOS)
3. Scan the following QR code;

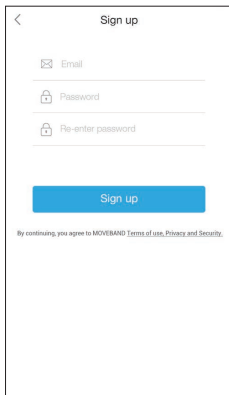


3.2 Creating an account

Touch Sign Up to create you MOVEBAND account. Set an email address and password for your account.

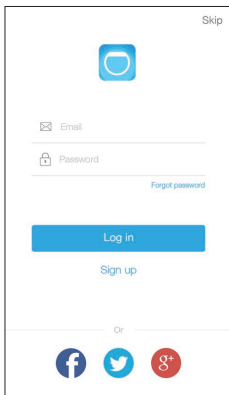


Touch **Sign up**
to enter the
registration
section




3.3 Log in to your account

Enter your email and password to log in.

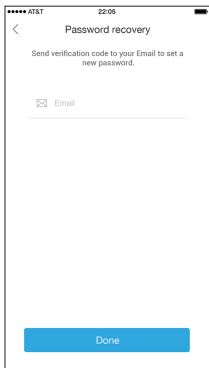


A mobile app login screen. At the top right is a "Skip" link. Below it is a blue circular icon with a white circle inside. There are two input fields: "Email" with an envelope icon and "Password" with a lock icon. A "Forgot password" link is positioned to the right of the password field. A large blue "Log in" button is centered below the fields. Below the button is a "Sign up" link. A horizontal line with the word "Or" in the center separates the login section from the social login section. At the bottom are three circular icons for Facebook, Twitter, and Google+.

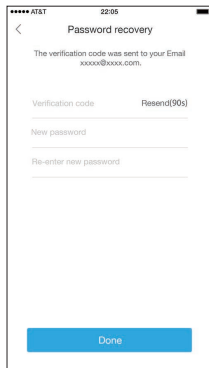
Note: If you forget your password, touch **Forgot Password** to retrieve your password.



A mobile app screen titled "Protect your account". It features a back arrow on the top left. The text reads: "Help us protect your account. The verification code was sent to your Email xxxxxx@xxxx.com." Below this is a "Verification code" label and an input field. A blue "Done" button is at the bottom.



A mobile app screen titled "Password recovery". It features a back arrow on the top left. The text reads: "Send verification code to your Email to set a new password." Below this is an "Email" label with an envelope icon and an input field. A blue "Done" button is at the bottom.



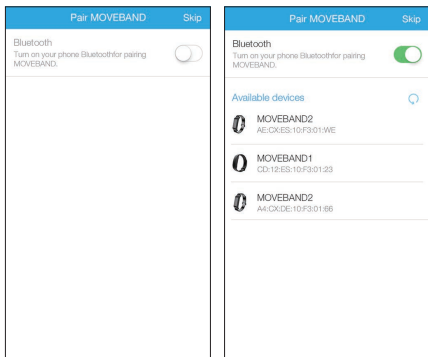
A mobile app screen titled "Password recovery". It features a back arrow on the top left. The text reads: "The verification code was sent to your Email xxxxxx@xxxx.com." Below this are two labels: "Verification code" and "Resend(90s)", each with an input field. Below these are two more input fields labeled "New password" and "Re-enter new password". A blue "Done" button is at the bottom.

3.4 Pairing your MOVEBAND

Connect your MOVEBAND MB12 to your phone via Bluetooth.

Pairing mode starts when your MOVEBAND MB12 is turned on.

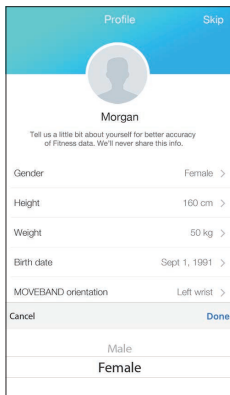
Turn on Bluetooth on your phone or in the MOVEBAND app. Search for, and connect to, your MOVEBAND MB12.



When your MOVEBAND MB12 connects with your phone, LEDs will flash once.

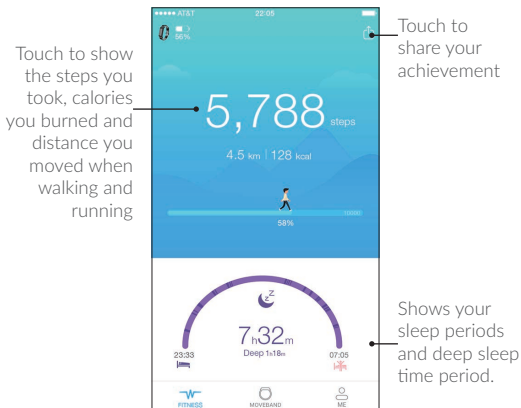
3.5 MOVEBAND app

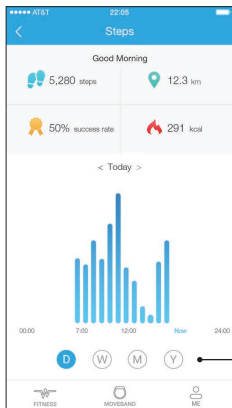
The MOVEBAND app helps you to pair your MOVEBAND with your phone, review your activities, set goals etc. You need to sign up, log in or complete your profile before using it for the first time.



Home:

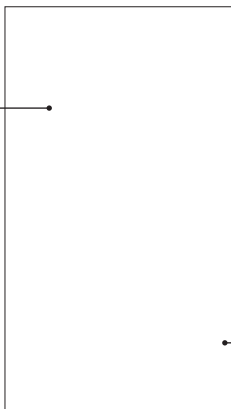
For IOS:





Swipe left and right to view steps you took in the day, week, month or year.

Touch to view sleep status history.



Swipe left and right to view sleep status and deep sleep time periods in the day, week, month or year.

4 Settings

Alarm: Set an alarm for your MOVEBAND and when the alarm time arrives it will vibrate.

Notification: Set your MOVEBAND to vibrate whenever your phone receives a notification.

Gesture: Set up Gesture Control. Face your palm down and rotate your wrist twice to enable music or camera control. Control your phone's music and camera by using gestures sensed by your MOVEBAND.

Music control: Face your palm down and quickly rotate your wrist twice to turn on/off the music.

Face your palm down, keep still for 1s, rotate your wrist once and then back to play the next song.

Camera control: Face your palm down and quickly rotate your wrist twice to turn on/off the camera

Face your palm down, keep still for 1s, rotate your wrist once and then back to take photos.

MOVEBAND setting: Add, delete, rename, reset and unpair your MOVEBAND.

Battery: Battery status and time since last charge are displayed here.

Find my MOVEBAND: Touch **Find my MOVEBAND**, the paired MOVEBAND will flash and vibrate.

Firmware update: When there is new firmware available for the MOVEBAND MB12 or MOVEBAND app a notification will appear. Touch "Update via mobile data".

About device: This provides detailed information about your device including firmware, model, series number, Bluetooth version etc.

Me

Profile: Touch to update your photo or personal information such as name, gender, height, weight and date of birth. You can change your password (8-16 characters, combination letters with numbers) here as well.

Set goal: Touch to set goals including steps, calories, distances and times.

My achievements: Display your achievements.

Note: Once you obtain an achievement, it will be retained on the server. If you do not change or clear your device, in theory, you can save a few months of data, depending on your device's space.

Log out: Touch “My profile” > “Log out”.

5 LED indicator

Tap your wristband twice to check the battery status.

LED Charging battery status:

Process	LED	Description
67–100 %	● ● ✱	The first two LEDs stay on constantly, the third flashes.
33–67 %	● ✱ ○	The first LED stays on constantly, the second flashes.
0–33 %	● ○ ○	The first LED stays on constantly.

LED Battery indicator

Level	LED	Description
10 %	✱ ○ ○	The first LED flashes 3 times.
5%	✱ ○ ○	The first LED flashes 3 times and vibrates.

6 Safety and use

We recommend that you read this section carefully before using your device. The manufacturer disclaims any liability for damage, which may result as a consequence of improper use or use contrary to the instructions contained herein.

Traffic safety

Given that studies show that using a device while driving a vehicle constitutes a real risk, drivers are requested to refrain from using their device when the vehicle is not parked.

When switched on, Moveband emits electromagnetic waves that can interfere with the vehicle's electronic systems such as ABS anti-lock brakes or airbags. To ensure that there is no problem:

- Do not place Moveband on top of the dashboard or within an airbag deployment area.
- Check with your car dealer or the car manufacturer to make sure that the dashboard is adequately shielded from RF energy.

Conditions of use

When Moveband is switched on, it should be kept at least 15 cm from any medical device such as a pacemaker, a hearing aid or insulin pump, etc.

Do not let children use Moveband and/or play with it and accessories without supervision.

Please note that Moveband is a unibody device, the battery is not removable. Do not attempt to disassemble Moveband. If you disassemble your device the warranty will not apply. Also disassembling the device may damage the battery, and may cause leakage of substances that could create an allergic reaction.

Always handle your Moveband with care and keep it in a clean and dust-free place.

Do not allow Moveband to be exposed to adverse weather or environmental conditions (moisture, humidity, rain, infiltration of liquids, dust, sea air, etc.). The manufacturer's recommended operating temperature range is **-10°C to +50°C**.

At over **55°C** the legibility of the device's display may be impaired, though this is temporary and not serious.

Do not open, dismantle or attempt to repair your Moveband yourself.

Do not drop, throw or bend your Moveband.

Do not use Moveband if the glass screen, is damaged, cracked or broken to avoid any injury.

Do not paint it.

Use only batteries, battery chargers, and accessories which are recommended by TCL Communication Ltd. and its affiliates and are compatible with your device model. TCL Communication Ltd. and its affiliates disclaim any liability for damage caused by the use of other chargers or batteries.

Pay attention to any warnings.

Do not attempt to open or disassemble Moveband. Under inappropriate operation, the device and battery can be damaged and be hazardous to the human body and the environment.

Do not clean Moveband with corrosive cleaning products.

Do not place Moveband in dishwashers, washing machines or dryers.

Do not place Moveband on or in heating devices, such as microwave ovens, stoves, or radiators.

Do not expose Moveband to extreme temperatures. The recommended temperature ranges from **-20°C to 55°C**.

Do not place Moveband close to fire.

Do not dispose of Moveband in a fire. This may cause the device to explode.

Prevent the USB connector from contacting water to avoid rust.

Do not crush, drop, or puncture your Moveband.

Never allow children to play with Moveband. Small components may present a choking hazard to children.

You are not recommended to wear Moveband on the frequently-used hand.

IP (Ingress Protection) Rating

Your device has been tested in a controlled environment and certified to be water- and dust-resistant in specific situations (meets requirements of classification IP67 as described by the international standard IEC 60529 - Degrees of Protection provided by Enclosures [IP Code]; test conditions: 15 - 35 °C, 86 - 106 kPa, 1 metre, 30 minutes). Despite this classification, your device is not impervious to water damage in any situation.

You may, for example, wear and use the device during exercise (exposure to sweat is OK), in the rain, and while washing your hands with fresh water. However, submerging your device is not recommended and the device is only protected against low pressure water stream. Therefore, it's not recommended to wear your device while swimming or taking a shower.

When using your device, note that:

If the device is exposed to fresh water, dry it thoroughly with a clean, soft cloth. If the device is exposed to any liquid other than fresh water, such as salt water, liquid chemicals, vinegar, alcohol, and liquid detergent, rinse the device with fresh water immediately and dry it thoroughly with a clean, soft cloth. Failure to rinse the device in fresh water and dry it as instructed may cause it to suffer from operability or cosmetic issues.

Dry your device before charging.

Do not submerge the device.

Do not expose the device to pressurised water or high velocity water, such as water running from a tap, ocean waves, or waterfalls.

Do not wear your device in the sauna or steam room.

Even if your device is resistant to dust and water, you should avoid exposing it to environments with excessive dust, sand and mud or to moist environments with extreme high or low temperatures.

Your warranty does not cover damage or defects caused by abuse or improper use of your device (including use in environments where the relevant IP rating limitations are exceeded).

The first digit in the two-digit IP rating indicates the level of protection against solid objects, such as dust. The second digit indicates how resistant the device is to water, as explained in the table below:

Resistance to solid objects such as dust

- 0: No special protection
- 1: Protected against solid objects larger than 50mm in diameter
- 2: Protected against solid objects larger than 12mm in diameter
- 3: Protected against solid objects larger than 2.5mm in diameter
- 4: Protected against solid objects larger than 1mm in diameter
- 5: Protected against dust; limited ingress (no harmful deposit)
- 6: Fully protected against dust

Resistance to water

- 0: No special protection
- 1: Protected against dripping water
- 2: Protected against dripping water when device is tilted up to 15 degrees
- 3: Protected against spraying water
- 4: Protected against splashing water
- 5: Protected against low pressure jets of water from all directions
- 6: Protected against temporary flooding of water
- 7: Protected against the effects of immersion in up to 1 metre of water for 30 minutes

Allergens

TCL Communication Ltd. avoids using known allergens in our products. From time to time, trace amounts of an allergen may be added during manufacture of a device or device component that could cause discomfort for some individuals. This approach is common for many types of products. We recommend that you monitor any products that may be in prolonged contact with your skin, and remove them if you experience skin irritation.

Privacy

Please note that you must respect the laws and regulations in force in your jurisdiction or other jurisdiction(s) where you will use your device regarding taking photographs and recording sounds with your device. Pursuant to such laws and regulations, it may be strictly forbidden to take photographs and/or to record the voices of other people or any of their personal attributes, and duplicate or distribute them, as this may be considered to be an invasion of privacy. It is the user's sole responsibility to ensure that prior authorisation be obtained, if necessary, in order to record private or confidential conversations or take a photograph of another person; the manufacturer, the seller or vendor of your device (including the operator) disclaim any liability which may result from the improper use of the device.

Data privacy

Please note by using Moveband some of your personal data may be shared with the main device (smartphone). It is under your own responsibility to protect your own personal data, not to share it with any unauthorised devices or third party devices connected to yours. Be sure to remove or clear all personal information before you recycle, return, or give away your product. Choose your apps and updates carefully, and install from trusted sources only. Some apps can impact your product's performance and/or have access to private information including account details, call data, location details and network resources.

Note that any data shared with TCL Communication Ltd. is stored in accordance with applicable data protection legislation. For these purposes TCL Communication Ltd. implements and maintains appropriate technical and organisational measures to protect all personal data, for example against unauthorised or unlawful processing and accidental loss or destruction of or damage to such personal data whereby the measures shall provide a level of security that is appropriate having regard to

- (i) the technical possibilities available,
- (ii) the costs for implementing the measures,
- (iii) the risks involved with the processing of the personal data, and
- (iv) the sensitivity of the personal data processed.

You can access, review and edit your personal information at any time by logging into your user account, visiting your user profile or by contacting us directly through privacy@tcl.com. Should you require us to edit or delete your personal data, we may ask you to provide us with evidence of your identity before we can act on your request.

Battery

Following air regulation, the battery of your product is not fully charged. Please charge it first.

Please note your Moveband is a unibody device, the battery is not removable. Observe the following precautions:

- Do not attempt to open the back cover.
- Do not attempt to eject, replace and open battery.
- Do not puncture the back cover of your device.
- Do not burn or dispose of your device in household rubbish or store it at temperature above **60°C**.

Device and battery as a unibody device must be disposed of in accordance with locally applicable environmental regulations.



This symbol on your device, the battery and the accessories means that these products must be taken to collection points at the end of their life:

-Municipal waste disposal centres with specific bins for these items of equipment.

- Collection bins at points of sale.

They will then be recycled, preventing substances being disposed of in the environment, so that their components can be reused.

In European Union countries:

These collection points are accessible free of charge.

All products with this sign must be brought to these collection points.

In non European Union jurisdictions:

Items of equipment with this symbol are not to be thrown into ordinary bins if your jurisdiction or your region has suitable recycling and collection facilities; instead they are to be taken to collection points for them to be recycled.

CAUTION: RISK OF EXPLOSION IF BATTERY IS REPLACED BY AN INCORRECT TYPE. DISPOSE OF USED BATTERIES ACCORDING TO THE INSTRUCTIONS.

Chargers

In order to avoid any technical issues, TCL recommends to charge under **5V, 1A** via USB connector.

Mains powered chargers will operate within the temperature range of: **0°C to 45°C**.

The chargers designed for Moveband meet with the standard for safety of information technology equipment and office equipment use. They are also

compliant to the ecodesign directive 2009/125/EC. Due to different applicable electrical specifications, a charger you purchased in one jurisdiction may not work in another jurisdiction. They should be used for this purpose only.

Characteristics of power supply (depending on the country):

Battery: Lithium 225 mAh

RADIO WAVES:

Note: This equipment has been tested and found to comply with the limits for a Class B digital device pursuant to part 15 of the FCC Rules. These limits are designed to provide reasonable protection against harmful interference in a residential installation. This equipment generates, uses and can radiate radio frequency energy and, if not installed and used in accordance with the instructions, may cause harmful interference to radio communications. However, there is no guarantee that interference to radio or television reception, which can be determined by turning the equipment off and on, the user is encouraged to try to correct the interference by one or more of the following measures:

- Reorient or relocate the receiving antenna.
- Increase the separation between the equipment and receiver.
- Connect the equipment into an outlet on a circuit different from that to which the receiver is connected.
- Consult the dealer or an experienced radio/ TV technician for help.

Changes or modifications not expressly approved by the party responsible for compliance could void the user's authority to operate the equipment.

For the receiver devices associated with the operation of a licensed radio service (e.g. FM broadcast), they bear the following statement:

This device complies with Part 15 of the FCC Rules. Operation is subject to the condition that this device does not cause harmful interference.

For other devices, they bear the following statement:

This device complies with Part 15 of the FCC Rules. Operation is subject to the following two conditions:

- (1) this device may not cause harmful interference
- (2) this device must accept any interference received, including interference that may cause undesired operation.

FCC ID: 2ACCJBC05

The equipment complies with FCC RF exposure limits set forth for an uncontrolled environment. This equipment must not be co-located or operating in conjunction with any other antenna or transmitter.

7 General information

- Internet address: <http://www.tclcom.com/wearables/>
- Hotline: See the "SERVICES" leaflet that came with your device or go to our website.
- Manufacturer: TCL Communication Ltd.
- Address: 5/F, Building22E, Science Park West Avenue, Hong Kong Science Park, Pak Shek Kok, Hong Kong

On our website, you will find our FAQ (Frequently Asked Questions) section. You can also contact us by email to ask any questions you may have.

Licences



The Bluetooth word mark and logos are owned by the Bluetooth SIG, Inc. and any use of such marks by TCL Communication Ltd. and its affiliates is under license. Other trademarks and trade names are those of their respective owners.

TCL MB12 Bluetooth Declaration ID D034414

We hereby point out that the end user warranty for infringement IPR is solely limited to the EU.

If and to the extent that the Product is exported, taken with or used by end customer or end user outside the EU any responsibility, warranty or indemnification of manufacturer and its suppliers in regard to the Product expires (including any indemnification in regard to infringement IPR).

8 Disclaimer

TCL Communication Ltd. will not be liable for any damages of any kind arising out of or relating to the use or the inability to use the software or any third party application, its content or functionality, including but not limited to damages caused by or related to errors, omissions, interruptions, defects, delay in operation or transmission, computer virus, failure to connect, network charges, in-app purchases, and all other direct, indirect, special, incidental, exemplary, or consequential damages even if TCL Communication Ltd. Has been advised of the possibility of such damages. Some jurisdictions do not allow the exclusion or limitation of incidental or consequential damages, so the above exclusions

or limitations may not apply to you. Notwithstanding the foregoing, TCL Communication Ltd. Total liability to you for all losses, damages, causes of action, including but not limited to those based on contract, tort, or otherwise, arising out of your use of the software or third party applications on this device, or any other provision of this EULA, shall not exceed the amount you paid specifically for the Moveband application or any such third party application that was included with this device. The foregoing limitations, exclusions, and disclaimers shall apply to the maximum extent permitted by applicable law, even if any remedy fails its essential purpose.

There may be certain differences between the user manual description and the Moveband's operation, depending on the software release of your device or specific operator services.

Childcare

These devices are not toys and may be hazardous to small children.

Recycling

Please don't dispose of products or electrical accessories (such as chargers, or batteries) with your household waste. Warning: Never dispose of batteries, either separately or within a mobile device, in a fire because they may explode. These items should be disposed of in accordance with the national collection and recycling schemes operated by your local or regional authority. Or, you may return unwanted TCL products and electrical accessories to any TCL Approved Service Center in your region. Packaging and product guides should only be disposed of in accordance with national collection and recycling requirements. Please contact your regional authorities for more details.

9 Warranty

We aim at "creating value for consumers". In order to better protect consumers' rights, please read through the following points in case of controversy:

Moveband is warranted against any defect or malfunctioning which may occur in conditions of normal use during the warranty period of twelve (12) months from the date of purchase as shown on your original invoice. (The warranty period may vary depending on your country.)

Within the warranty span, damages and defects deemed by authorised technical personnel as incurred from normal uses, are subject to free repair service provided by the company and the company is allowed to charge or refuse to repair under the following.

- A. Damage caused by accident or abuse.
- B. Conducting or allowing unauthorised personnel to conduct tests, repair, or disassembly of the device.
- C. Damages caused by usage of or connection to non-official accessories.

Battery

This Limited Warranty covers batteries only if battery capacity falls below 80% of rated capacity or the battery leaks, and this Limited Warranty does not cover any battery if:

- (i) The battery has been charged by a battery charger not specified or approved by TCL Communication Ltd. for charging the battery;
- (ii) Any of the seals on the battery are broken or show evidence of tampering; or
- (iii) The battery has been used in equipment other than Moveband for which it is specified.

Software

- Software embodied in physical media

No warranty is made that the software will meet your requirements or will work in combination with any hardware or software applications provided by third parties, that the operation of the software products will be uninterrupted or error free, or that all defects in the software products will be corrected.

- Software not embodied in physical media

Software that is not embodied in physical media (e.g. software that is downloaded from the internet), is provided "as is" and without warranty.

Troubleshooting

My MOVEBAND MB12 doesn't seem to charge

Use the TCL approved USB cable. If the MOVEBAND still doesn't charge, try a different USB cable and connect it to the USB port of a computer. You can also try connecting the charger to a different power source.

I can't set up my MOVEBAND MB12 to work with my phone

- Make sure that your MOVEBAND is charged.
- Make sure that the software version of your Android device is Android 4.4 or later or your IOS device is IOS 7.0 or later, and supports Bluetooth version 4.2.

- Make sure that you have installed the latest version of the MOVEBAND app on your phone, and then pair and connect your band with your phone.
- Make sure that your MOVEBAND is within a 10-metre range of your phone.
- Make sure that the Bluetooth function of your phone is turned on.
- Turn off and then turn on the Bluetooth function on your phone and wait for a minute.
- Set up your MOVEBAND again to work with your phone.
- If there is still no connection, reset or unpair your band and try to reconnect.

The data from the MOVEBAND MB12 looks incorrect

- Make sure that you wear MOVEBAND on your dominant wrist when collecting data, and make sure that you sleep at least one night wearing your MOVEBAND before attempting to get a measurement.
- Make sure you have an active internet connection to ensure successful synchronisation of data between your MOVEBAND and the app on your phone.

How to reset your MOVEBAND MB12

- On your phone, find and touch Moveband > Reset Moveband
- Touch "Erase all data and reset".

© Copyright 2017 TCL Communication Ltd. All rights reserved

TCL Communication Ltd. reserves the right to alter material or technical specification without prior notice.