

Fold 1
(mountain)

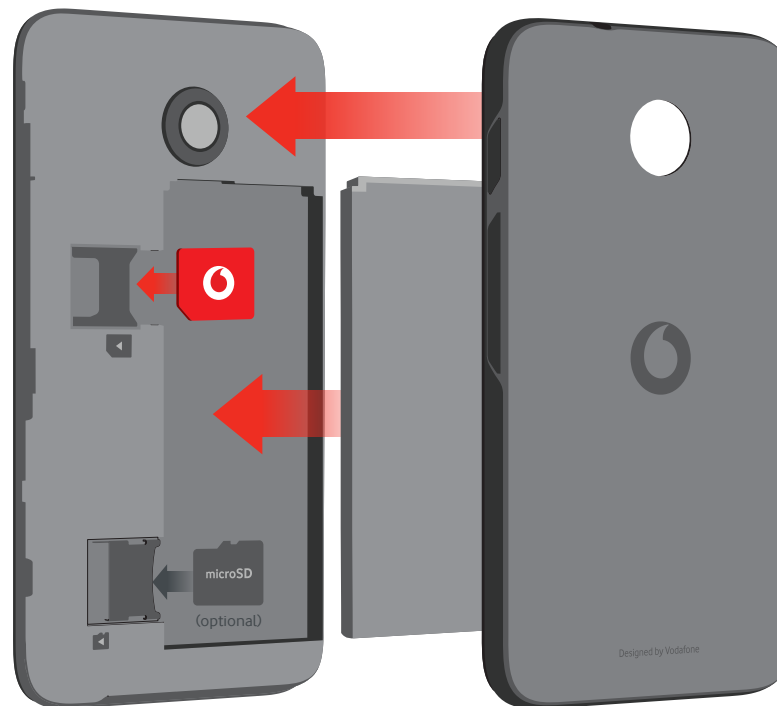
Fold 2
(valley)

Fold 3
(mountain)

1 Open

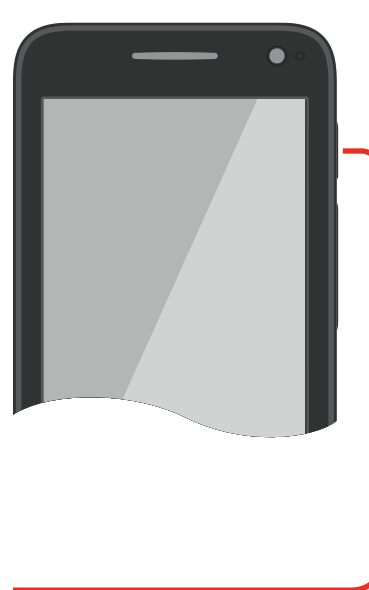
2 Insert

3 Close



4 Charge

5 Start



Turn over for more information
about using your new phone.


For support and FAQs,
please visit
vodafone.com/smartmini7

© Vodafone Group 2016. Vodafone and the
Vodafone logos are trade marks of Vodafone
Group. Any product or company names
mentioned herein may be the trade marks of their
respective owners.

Get started Smart mini 7

Vodafone
Power to you

CIBZ8HAYDAAA



VFD 300

Fold 1
(mountain)

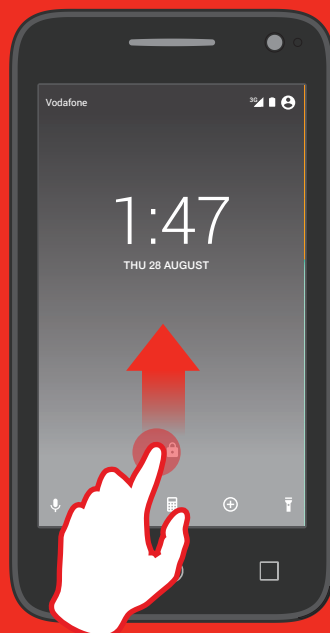
Fold 2
(valley)

Fold 3
(mountain)

Unlock



Press the Power button to wake the phone from sleep, then touch and drag the lock icon to unlock it.



Using your phone

Status and Notification bar

Tap and drag down here to see the Notification panel, with all your missed calls, alerts and other information.

Google Search bar

Tap here to search your phone or the internet.

Tap the microphone to search using speech.

Smart Tips

This app gives you tips and tricks for using your new phone and the Android™ operating system.

Over time it will reveal more advanced tips.

Multiple Home screens

Tap and drag the Home screen to see more Home screens.

These can contain other widgets and apps – tap and hold a widget or app then drag it onto the screen you want.

Application tab

Tap here to see all your applications.

Back key

Press to go back to the previous menu or screen.

Recents key

Press this at any time to scroll through all your running apps.

Home key

Press to return to the main Home screen.

Use a long press to open Google Now and Voice search.