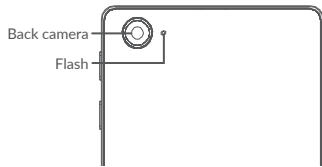
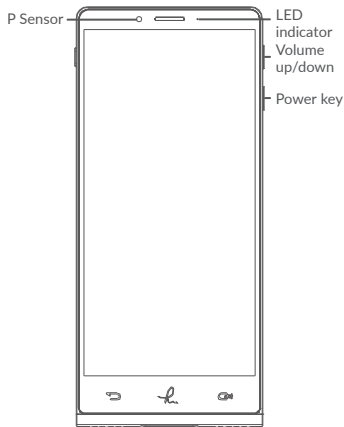


T700A

QUICK START GUIDE

Your Mobile

Keys and connectors



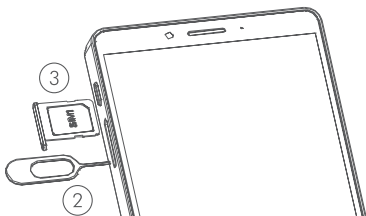
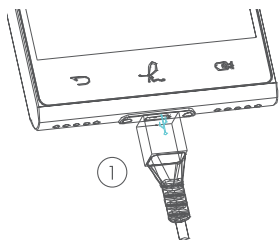
SAVE
PAPER
SAVE
TREES

PLEASE CONSIDER THE
ENVIRONMENT BEFORE PRINTING
us.alcatelmobile.com



Getting started

- ① Charge the battery
- ② Insert the pin into the hole and pull out the tray
- ③ Insert or remove the SIM card.



Help

To get help:

- **View user manual and FAQ**
us.alcatelmobile.com
- **Update your phone's software**
Go to **Settings > System > Updates** to check software updates.
- **Back up your personal data**
Go to **Settings > System > Backup > Back up to Google Drive** and turn it on.
- **Reset your phone**
Go to **Settings > System > Reset options**, and then touch to reset your Phone.