

# Safety and warranty information

**SAR**



[www.sar-tick.com](http://www.sar-tick.com)

**alcatel**

This product meets applicable national SAR limits of 1.6 W/kg. The specific maximum SAR values can be found on page 6 of this user guide.

When carrying the product or using it while worn on your body, either use an approved accessory such as a holster or otherwise maintain a distance of 10 mm from the body to ensure compliance with RF exposure requirements. Note that the product may be transmitting even if you are not making a phone call.



## **PROTECT YOUR HEARING**

To prevent possible hearing damage, do not listen to high volume levels for long periods. Exercise caution when holding your device near your ear while the loudspeaker is in use.

BC

# Safety and use .....

We recommend that you read this chapter carefully before using your phone. The manufacturer disclaims any liability for damage, which may result as a consequence of improper use or use contrary to the instructions contained herein.

## • **TRAFFIC SAFETY:**

Given that studies show that using a mobile phone while driving a vehicle constitutes a real risk, even when the hands-free kit is used (car kit, headset...), drivers are requested to refrain from using their mobile when the vehicle is not parked.

When driving, do not use your phone and headphone to listen to music or to the radio. Using a headphone can be dangerous and forbidden in some areas.

When switched on, your phone emits electromagnetic waves that can interfere with the vehicle's electronic systems such as ABS anti-lock brakes or airbags. To ensure that there is no problem:

- do not place your phone on top of the dashboard or within an airbag deployment area,
- check with your car dealer or the car manufacturer to make sure that the dashboard is adequately shielded from mobile phone RF energy.

## • **CONDITIONS OF USE:**

You are advised to switch off the telephone from time to time to optimize its performance.

Switch the phone off before boarding an aircraft.

Switch the phone off when you are in health care facilities, except in designated areas. As with many other types of equipment now in regular use, mobile telephones can interfere with other electrical or electronic devices, or equipment using radio frequency.

Switch the phone off when you are near gas or flammable liquids. Strictly obey all signs and instructions posted in a fuel depot, petrol station, or chemical plant, or in any potentially explosive atmosphere.

When the phone is switched on, it should be kept at least 15 cm from any medical device such as a pacemaker, a hearing aid or insulin pump, etc. In particular, when using the phone, you should hold it against the ear on the opposite side to the device, if any.

To avoid hearing impairment, pick up the call before holding your phone to your ear. Also, move the handset away from your ear while using the "hands-free" mode because the amplified volume might cause hearing damage.

Do not let children use the phone and/or play with the telephone and accessories without supervision.

If your phone has a removable cover, note that your phone may contain substances that could create an allergic reaction.

If your phone is a unibody device, the back cover and battery are not removable. If you disassemble your phone the warranty will not apply. Disassembling the phone may damage the battery, and may cause leakage of substances that could create an allergic reaction.

Always handle your phone with care and keep it in a clean and dust-free place.

Do not allow your phone to be exposed to adverse weather or environmental conditions (moisture, humidity, rain, infiltration of liquids, dust, sea air, etc). The manufacturer's recommended operating temperature range is  $-10^{\circ}\text{C}$  to  $+40^{\circ}\text{C}$ .

At over  $40^{\circ}\text{C}$  the legibility of the phone's display may be impaired, though this is temporary and not serious.

Emergency call numbers may not be reachable on all cellular networks. You should never rely only on your phone for emergency calls.

Do not open, dismantle or attempt to repair your mobile phone yourself.

Do not drop, throw or bend your mobile phone.

Do not use the phone if the glass made screen, is damaged, cracked or broken to avoid any injury.

Do not paint it.

Use only batteries, battery chargers, and accessories which are recommended by TCL Communication Ltd. and its affiliates and are compatible with your phone model. TCL Communication Ltd. and its affiliates disclaim any liability for damage caused by the use of other chargers or batteries.

Remember to make back-up copies or keep a written record of all important information stored on your phone.

Some people may suffer epileptic seizures or blackouts when exposed to flashing lights, or when playing video games. These seizures or blackouts may occur even if a person never had a previous seizure or blackout. If you have experienced seizures or blackouts, or if you have a family history of such occurrences, please consult your doctor before playing video games on your phone or enabling a flashing-lights feature on your phone.

Parents should monitor their children's use of video games or other features that incorporate flashing lights on the phones. All persons should discontinue use and consult a doctor if any of the following symptoms occur: convulsion, eye or muscle twitching, loss of awareness, involuntary movements, or disorientation. To limit the likelihood of such symptoms, please take the following safety precautions:

- Do not play or use a flashing-lights feature if you are tired or need sleep.
- Take a minimum of a 15-minute break hourly.
- Play in a room in which all lights are on.
- Play at the farthest distance possible from the screen.
- If your hands, wrists, or arms become tired or sore while playing, stop and rest for several hours before playing again.
- If you continue to have sore hands, wrists, or arms during or after playing, stop the game and see a doctor.

When you play games on your phone, you may experience occasional discomfort in your hands, arms, shoulders, neck, or other parts of your body. Follow the instructions to avoid problems such as tendinitis, carpal tunnel syndrome, or other musculoskeletal disorders.



### **PROTECT YOUR HEARING**

To prevent possible hearing damage, do not listen to high volume levels for long periods. Exercise caution when holding your device near your ear while the loudspeaker is in use.

#### **• PRIVACY:**

Please note that you must respect the laws and regulations in force in your jurisdiction or other jurisdiction(s) where you will use your mobile phone regarding taking photographs and recording sounds with your mobile telephone. Pursuant to such laws and regulations, it may be strictly forbidden to take photographs and/or to record the voices of other people or any of their personal attributes, and duplicate or distribute them, as this may be considered to be an invasion of privacy. It is the user's sole responsibility to ensure that prior authorization be obtained, if necessary, in order to record private or confidential conversations or take a photograph of another person; the manufacturer, the seller or vendor of your mobile phone (including the carrier) disclaim any liability which may result from the improper use of the mobile phone.

#### **• BATTERY:**

Following air regulation, the battery of your product is not charged. Please charge it first.

Please note your phone is a unibody device, the back cover and battery are not removable. Observe the following precautions:

- Do not attempt to open the back cover,
- Do not attempt to eject, replace and open battery,
- Do not punctuate the back cover of your phone,
- Do not burn or dispose of your phone in household rubbish or store it at a temperature above 60°C.

Phone and battery as a unibody device must be disposed of in accordance with locally applicable environmental regulations.



This symbol on your telephone, the battery and the accessories mean that these products must be taken to collection points at the end of their life:

- Municipal waste disposal centers with specific bins for these items of equipment
- Collection bins at points of sale.

They will then be recycled, preventing substances being disposed of in the environment, so that their components can be reused.

#### **In European Union countries:**

These collection points are accessible free of charge.

All products with this sign must be brought to these collection points.

#### **In non-European Union jurisdictions:**

Items of equipment with this symbol are not to be thrown into ordinary bins if your jurisdiction or your region has suitable recycling and collection facilities; instead they are to be taken to collection points for them to be recycled.

**CAUTION:** RISK OF EXPLOSION IF BATTERY IS REPLACED BY AN INCORRECT TYPE. DISPOSE OF USED BATTERIES ACCORDING TO THE INSTRUCTIONS.

**WARNING:** This product contains chemicals known to the State of California to cause cancer and birth defects or other reproductive harm.

#### **• CHARGERS**

Home A.C./ Travel chargers will operate within the temperature range of: 0°C (32°F) to 40°C (104°F).

The chargers designed for your mobile phone meet with the standard for safety of information technology equipment and office equipment use. Due to different applicable electrical specifications, a charger you purchased in one jurisdiction may not work in another jurisdiction. They should be used for this purpose only.

Characteristics of power supply (depending on the country):

Travel charger: Input: 100-240 V, 50/60 Hz, 500 mA

Output: 5 V, 2A; 9V, 1.67A

Battery: Lithium 3000 mAh

# Radio waves.....

THIS MOBILE PHONE MEETS THE GOVERNMENT'S REQUIREMENTS FOR EXPOSURE TO RADIO WAVES.

Your mobile phone is a radio transmitter and receiver. It is designed and manufactured not to exceed the emission limits for exposure to radio-frequency (RF) energy. These limits are part of comprehensive guidelines and establish permitted levels of RF energy for the general population. The guidelines are based on standards that were developed by independent scientific organizations through periodic and thorough evaluation of scientific studies. These guidelines include a substantial safety margin designed to ensure the safety of all persons, regardless of age and health.

The exposure standard for mobile phones employs a unit of measurement known as the Specific Absorption Rate, or SAR. The SAR limit set by public authorities such as the Federal Communications Commission of the US Government (FCC), or by Industry Canada, is 1.6 W/kg averaged over 1 gram of body tissue. Tests for SAR are conducted using standard operating positions with the mobile phone transmitting at its highest certified power level in all tested frequency bands.

This device is complied with SAR for general population / uncontrolled exposure limits in ANSI/IEEE C95.1-1992 and had been tested in accordance with the measurement methods and procedures specified in IEEE1528.

The FCC has granted an Equipment Authorization for this model phone with all reported SAR levels evaluated as in compliance with the FCC RF exposure guidelines. SAR information on this model phone is on file with the FCC and can be found under the Display Grant section of [www.fcc.gov/oet/ea/fccid](http://www.fcc.gov/oet/ea/fccid) after searching on FCC ID: 2ACCJN008.

Although the SAR is determined at the highest certified power level, the actual SAR level of the mobile phone while operating can be well below the maximum value. This is because the mobile phone is designed to operate at multiple power levels so as to use only the power required to reach the network. In general, the closer you are to a wireless base station antenna, the lower the power output of the mobile phone. Before a mobile phone model is available for sale to the public, compliance with national regulations and standards must be shown.

The highest SAR value for this model mobile phone when tested is 1.16 W/Kg for use at the ear and 1.16 W/Kg for use close to the body.

While there may be differences between the SAR levels of various phones and at various positions, they all meet the government requirements.

SAR compliance for body-worn operation is based on a separation distance of 10 mm between the unit and the human body. Carry this device at least 10 mm away from your body to ensure RF exposure level compliant or lower to the reported level. To support body-worn operation, choose the belt clips or holsters, which do not contain metallic components, to maintain a separation of 10 mm between this device and your body.

RF exposure compliance with any body-worn accessory, which contains metal, was not tested and certified, and use of body-worn accessory should be avoided.

Additional information on SAR can be found on the Cellular Telecommunications & Internet Association (CTIA) Web site: <http://www.ctia.org/>

The World Health Organization (WHO) considers that present scientific information does not indicate the need for any special precautions for use of mobile phones. If individuals are concerned, they might choose to limit their own or their children's RF exposure by limiting the length of calls, or using "hands-free" devices to keep mobile phones away from the head and body. Additional WHO information about electromagnetic fields and public health are available on the following website: <http://www.who.int/peh-emf>.

Note: This equipment has been tested and found to comply with the limits for a Class B digital device pursuant to part 15 of the FCC Rules. These limits are designed to provide reasonable protection against harmful interference in a residential installation. This equipment generates, uses and can radiate radio frequency energy and, if not installed and used in accordance with the instructions, may cause harmful interference to radio communications. However, there is no guarantee that interference to radio or television reception, which can be determined by turning the equipment off and on, the user is encouraged to try to correct the interference by one or more of the following measures:

- Reorient or relocate the receiving antenna.
- Increase the separation between the equipment and receiver.
- Connect the equipment into an outlet on a circuit different from that to which the receiver is connected.
- Consult the dealer or an experienced radio/ TV technician for help.

Changes or modifications not expressly approved by the party responsible for compliance could void the user's authority to operate the equipment.

For the receiver devices associated with the operation of a licensed radio service (e.g. FM broadcast), they bear the following statement:

This device complies with Part 15 of the FCC Rules and Industry Canada licence-exempt RSS standard(s). Operation is subject to the condition that this device does not cause harmful interference.

For other devices, they bear the following statement:

This device complies with Part 15 of the FCC Rules and Industry Canada licence-exempt RSS standard(s). Operation is subject to the following two conditions:

- (1) this device may not cause harmful interference
- (2) this device must accept any interference received, including interference that may cause undesired operation.

Your mobile phone is equipped with a built-in antenna. For optimal operation, you should avoid touching it or degrading it. Please note by using the device some of your personal data may be shared with the main device. It is under your own responsibility to protect your own personal data, not to share it with any unauthorized devices or third party devices connected to yours. For products with Wi-Fi features, only connect to trusted Wi-Fi networks. Also, when using your product as a hotspot (where available), use network security. These precautions will help prevent unauthorized access to your device. Your product can store personal information in various locations including a SIM card, memory card, and built-in memory. Be sure to remove or clear all personal information before you recycle, return, or give away your product. Choose your apps and updates carefully, and install from trusted sources only. Some apps can impact your product's performance and/or have access to private information including account details, call data, location details and network resources.

Note that any data shared with TCL Communication Ltd. is stored in accordance with applicable data protection legislation. For these purposes TCL Communication Ltd. implements and maintains appropriate technical and organizational measures to protect all personal data, for example against unauthorized or unlawful processing and accidental loss or destruction of or damage to such personal data whereby the measures shall provide a level of security that is appropriate having regard to

- (i) the technical possibilities available,
- (ii) the costs for implementing the measures,
- (iii) the risks involved with the processing of the personal data,
- and
- (iv) the sensitivity of the personal data processed.

You can access, review and edit your personal information at any time by logging into your user account, visiting your user profile or by contacting us directly. Should you require us to edit or delete your personal data, we may ask you to provide us with evidence of your identity before we can act on your request.



# Licences .....



microSD Logo is a trademark.



The Bluetooth® word mark and logos are owned by the Bluetooth SIG, Inc. and any use of such marks by TCL Communication Ltd. and its affiliates is under license. Other trademarks and trade names are those of their respective owners.

---

## Alcatel 60700 Bluetooth Declaration ID D029817



The Wi-Fi Logo is a certification mark of the Wi-Fi Alliance.

---

Google, the Google logo, Android, the Android logo, Google Search™, Google Maps™, Gmail™, YouTube, Google Play Store, Google Latitude™ and Hangouts™ are trademarks of Google Inc.

---

The Android robot is reproduced or modified from work created and shared by Google and used according to terms described in the Creative Commons 3.0 Attribution License (the text will show when you long press **Google legal** in **Settings\About phone\Legal information**). <sup>(1)</sup>

You have purchased a product which uses the open source (<http://opensource.org/>) programs mtd, msdosfs, netfilter/iptables and initrd in object code and other open source programs licensed under the GNU General Public License and Apache License.

We will provide you with a complete copy of the corresponding source codes upon request within a period of three years from the distribution of the product by TCL.

You may download the source codes from <http://sourceforge.net/projects/alcatel/files/>. The provision of the source code is free of charge from the internet.

### Hearing Aid Compatibility

Your mobile phone is rated: «For Hearing Aid», to assist hearing device users in finding mobile phones that may be compatible with their hearing devices.

This device is HAC M4/T4 compatible. Reference ANSI C63.19-2011 FCC ID: 2ACCJN008

For more information please visit our website <http://www.alcatelonetouch.us>

<sup>(1)</sup> May not be available in all countries.

# General information .....

- **Website:** [www.alcatelonetouch.us](http://www.alcatelonetouch.us)
- **Facebook:** [facebook.com/alcatel](https://facebook.com/alcatel)
- **Twitter:** [twitter.com/alcatel](https://twitter.com/alcatel)
- **Instagram:** [instagram.com/actalel](https://instagram.com/actalel)
- **Hot Line Number:** In the United States, call 855-368-0829 for technical support. In Canada, call 855-844-6058 for technical support.
- **Manufacturer:** TCL Communication Ltd.
- **Address:** Flat/RM 1910-12A, Block 3, China HongKong City, 33 Canton Road, Tsimshatsui, Kowloon, Hong Kong
- **Electronic labeling path:** Touch Settings\Regulatory & safety or press \*#07#, you can find more information about labeling<sup>(1)</sup>.
- **How to obtain Support:** In United States please call, (855) 368-0829 or go to <http://www.alcatelonetouch.us> for technical support. In Canada please call, (855) 844-6058 or go to [www.alcatelonetouch.us](http://www.alcatelonetouch.us) for technical support.

On our Internet site, you will find our FAQ (Frequently Asked Questions) section. You can also contact us by e-mail to ask any questions you may have.

An electronic version of this user guide is available in English and other languages according to availability on our server:

**[www.alcatelonetouch.us](http://www.alcatelonetouch.us)**

Your telephone is a transceiver that operates on GSM in quad-band (850/900/1800/1900 MHz), UMTS in quad-band (850/1700/1900/2100 MHz), or LTE B2/4/5/7/12/17.

## Protection against theft <sup>(2)</sup>

Your telephone is identified by an IMEI (phone serial number) shown on the packaging label and in the phone's memory. We recommend that you note the number the first time you use your telephone by entering \* # 0 6 # and keep it in a safe place. It may be requested by the police or your carrier if your telephone is stolen. This number allows your mobile telephone to be blocked preventing a third person from using it, even with a different SIM card.

(1) It depends on countries.

(2) Contact your network operator to check service availability.

## Disclaimer

There may be certain differences between the user manual description and the phone's operation, depending on the software release of your telephone or specific carrier services. TCL Communication shall not be held legally responsible for such differences, if any, nor for their potential consequences, which responsibility shall be borne by the carrier exclusively.

## Warranty .....

TCL Communication Ltd. warrants to the original retail purchaser of this wireless device that should this product or part thereof during normal consumer usage and condition be proven to be defective in material or workmanship that results in product failure within the first twelve (12) months from the date of purchase as shown on your original sales receipt from an authorized sales agent. Such defect(s) will be repaired or replaced (with new or rebuilt parts) at the company's option without charge for parts or labor directly related to the defect(s). Batteries, power adapters, and other accessories sold as in box items are also warranted against defects and workmanship that results in product failure within the first six (6) months period from the date of purchase as shown on your original sales receipt. Such defect(s) will be repaired or replaced (with new or rebuilt parts) at the company's option without charge for parts or labor directly related to the defect(s).

The limited warranty for your wireless device will be voided if any of the following conditions occur:

- Non-compliance with the instructions for use or installation, or with technical and safety standards applicable in the geographical area where your phone is used;
- Connection to any equipment not supplied or not recommended by TCL Communication Ltd.;
- Modification or repair performed by individuals not authorized by TCL Communication Ltd. or its affiliates;
- Changes to the device operating system by the user or third party applications;
- Acts of god such as inclement weather, lightning, power surges, fire, humidity, infiltration of liquids or foods, chemical products, download of files, crash, high voltage, corrosion, oxidation;
- Removal or altering of the wireless device's event labels or serial numbers (IMEI);
- Damage from exposure to water or other liquids, moisture, humidity, excessive temperatures or extreme environmental conditions, sand, excess dust and any condition outside the operating guidelines;

- Rooted devices;
  - Damage as result of physical abuse regardless of cause
- There are no express warranties, whether written, oral or implied, other than this printed limited warranty or the mandatory warranty provided by your jurisdiction. In no event shall TCL Communication Ltd. or any of its affiliates be liable for incidental or consequential damages of any nature whatsoever, including but not limited to commercial loss, to the full extent those damages can be disclaimed by law. Some states do not allow the exclusion or limitation of incidental or consequential damages, or limitation on the duration of implied warranties, so the preceding limitations or exclusions may not apply to you.
- How to obtain Support: Contact the customer care center by calling 855-368-0829 or going to (<http://www.alcatelonetouch.us>). We have placed many self-help tools that may help you to isolate the problem and eliminate the need to send your wireless device in for service. In the case that your wireless device is no longer covered by this limited warranty due to time or condition, you may utilize our out of warranty repair options.

How to obtain Hardware Service within the terms of this warranty: Create a user profile ([alcatel.finetw.com](http://alcatel.finetw.com)) and then create an RMA for the defective device. Ship the device with a copy of the original proof of purchase (e.g. original copy of the dated bill of sale, invoice) with the owner's return address (No PO Boxes accepted), wireless carrier's name, alternate daytime phone number, and email address with a complete problem description. Only ship the device. Do not ship the SIM card, memory cards, or any other accessories such as the power adapter. You must properly package and ship the wireless device to the repair center. TCL Communication Ltd. is not responsible for devices that do not arrive at the service center or are damaged in transit. Insurance is recommended with proof of delivery. Upon receipt, the service center will verify the warranty conditions, repair, and return your device to the address provided in the RMA.


### **Electronic Recycling (Within USA Only):**




For more information on Electronic Recycling, please:

- Visit **Alcatel** Electronic Recycling Program website at <http://www.alcatelonetouch.us/electronic-recycling-program>, or
- Call **Alcatel** US Customer Support at 1-855-368-0829.

# Troubleshooting .....

Before contacting the service center, you are advised to follow the instructions below:

- You are advised to fully charge (  ) the battery for optimal operation.
- Avoid storing large amounts of data on your phone as this may affect its performance.
- Use the FOTA (Firmware Over The Air) Upgrade tool to update your phone's software. To access **System updates**, touch the Application tab from the Home screen, then select **System updates** or touch **Settings\About phone\System updates**.

Touch  and the phone will search for the latest software. If you want to update the system, touch the  button, and when that's finished, touch  to complete the upgrade. Now your phone will have the latest version of the software. You should turn on data connection or Wi-Fi before searching for updates. Settings for auto-check frequency are also available once you restart the phone. If you have chosen auto-check, when the system discovers the new version, a dialog will pop up to choose download or ignore, the notification will also appear in the status bar.

During FOTA downloading or updating, to avoid errors in locating the correct update packages, do not change your default storage location.

- Use **Factory data reset** and Mobile Upgrade tool to perform phone formatting or software upgrading (to reset factory data, hold down the **Power** key and the **Volume up** key at the same time under power off mode). All user phone data: contacts, photos, messages and files, downloaded applications will be lost permanently. It is strongly advised to fully back up the phone data and profile via Smart Suite before doing formatting and upgrading.

Please pay attention that after Factory data reset is performed you may be requested to enter Google account credentials<sup>(1)</sup> that were used on this device before Factory reset. Otherwise you will not be able to use the device. If you don't remember your Google account credentials please complete Google account recovery procedure. In case you don't succeed in it - please apply to authorized repair center, but remember that it will not be regarded as warranty case.

and carry out the following checks:

<sup>(1)</sup> Applicable for Android OS versions starting from 5.1.

### **My phone can't be switched on or is frozen**

- When the phone can't be switched on, charge for at least 20 minutes to ensure the minimum battery power needed, then try to switch on again.
- When the phone falls into a loop during power on-off animation and the user interface can't be accessed, press and hold the **Volume down** key to enter Safe Mode. This eliminates any abnormal OS booting issues caused by 3rd party APKs.
- If neither method is effective, please reset the phone using the **Power** key and the **Volume up** key (holding both together) or upgrade software via Mobile Upgrade tool.

### **My phone has not responded for several minutes**

- Restart your phone by pressing and holding the **Power** key.
- If it still does not work, please use Factory data reset to reset the phone or FOTA/Mobile Upgrade to upgrade software.

### **My phone turns off by itself**

- Check that your screen is locked when you are not using your phone, and make sure the **Power** key is not accidentally contacted while the screen is unlocked.
- Check the battery charge level.
- If it still does not work, please use Factory data reset to reset the phone or FOTA/Mobile Upgrade to upgrade software.

### **My phone can't charge properly**

- Make sure you are using an **Alcatel** battery and the charger from the box.
- Make sure that your battery is not completely discharged; if the battery power is empty for a long time, it may take around 20 minutes to display the battery charger indicator on the screen.
- Make sure charging is carried out under normal conditions (0°C to +40°C).
- When abroad, check that the voltage input is compatible.

### **My phone can't connect to a network or "No service" is displayed**

- Try connecting in another location.
- Verify the network coverage with your carrier.
- Check with your carrier that your SIM card is valid.
- Try selecting the available network(s) manually
- Try connecting at a later time if the network is overloaded.


### **My phone can't connect to the Internet**

- Check that the IMEI number (press \*#06#) is the same as the one printed on your warranty card or box.
- Make sure that the internet access service of your SIM card is available.
- Check your phone's Internet connecting settings.
- Make sure you are in a place with network coverage.
- Try connecting at a later time or another location.

### **Invalid SIM card**

- Make sure the SIM card has been correctly inserted.
- Make sure the chip on your SIM card is not damaged or scratched.
- Make sure the service of your SIM card is available.

### **Unable to make outgoing calls**

- Make sure you have dialed a valid number and have touched .
- For international calls, check the country and area codes.
- Make sure your phone is connected to a network, and the network is not overloaded or unavailable.
- Check your subscription status with your carrier (credit, SIM card valid, etc.).
- Make sure you have not barred outgoing calls.
- Make sure that your phone is not in Airplane mode.

### **Unable to receive incoming calls**

- Make sure your phone is switched on and connected to a network (check for overloaded or unavailable network).
- Check your subscription status with your carrier (credit, SIM card valid, etc.).
- Make sure you have not forwarded incoming calls.
- Make sure that you have not barred certain calls.
- Make sure that your phone is not in Airplane mode.


### **The caller's name/number does not appear when a call is received**

- Check that you have subscribed to this service with your carrier.
- Your caller has concealed his/her name or number.

### **I can't find my contacts**

- Make sure your SIM card is not broken.
- Make sure your SIM card is inserted properly.
- Import all contacts stored in SIM card to phone.

### **The sound quality of the calls is poor**

- You can adjust the volume during a call by pressing the **Volume Up/Down** key.
- Check the network strength .
- Make sure that the receiver, connector or speaker on your phone is clean.

### **I am unable to use the features described in the manual**

- Check with your carrier to make sure that your subscription includes this service.
- Make sure this feature does not require an **Alcatel** accessory.

### **When I select a number from my contacts, the number can't be dialed**

- Make sure that you have correctly recorded the number in your file.

- Make sure that you have selected the country prefix when calling a foreign country.

### **I am unable to add a contact in my contacts**

- Make sure that your SIM card contacts are not full; delete some files or save the files in the phone contacts (i.e. your professional or personal directories).

### **My callers are unable to leave messages on my voicemail**

- Contact your network carrier to check service availability.

### **I can't access my voicemail**

- Make sure your carrier's voicemail number is correctly entered in "Voicemail number".
- Try later if the network is busy.

### **I am unable to send and receive MMS**

- Check your phone memory availability as it might be full.
- Contact your network carrier to check service availability and check MMS parameters.
- Verify the server center number or your MMS profile with your carrier.
- The server center may be swamped, try again later.

### **SIM card PIN locked**

- Contact your network carrier to obtain the PUK code (Personal Unblocking Key).

### **I am unable to connect my phone to my computer**

- Install Smart Suite.
- Check that your USB driver is installed properly.
- Open the Notification panel to check if the Smart Suite Agent has been activated.
- Check that you have marked the checkbox of USB debugging.
- Check that your computer meets the requirements for Smart Suite installation.
- Make sure that you're using the right cable from the box.

### **I am unable to download new files**

- Make sure there is sufficient phone memory for your download.
- Select the microSD card as the location to store downloaded files.
- Check your subscription status with your carrier.

### **The phone can't be detected by others via Bluetooth**

- Make sure that Bluetooth is turned on and your phone is visible to other users.
- Make sure that the two phones are within Bluetooth's detection range.

### **How to make your battery last longer**

- Make sure you follow the complete charge time (minimum 100 min).



- After a partial charge, the battery level indicator may not be exact. Wait for at least 20 minutes after removing the charger to obtain an exact indication.
- Adjust the brightness of the screen as appropriate.
- Extend the email auto-check interval for as long as possible.
- Update news and weather information on manual demand, or increase their auto-check interval.
- Exit background-running applications if they are not being used for a long time.
- Deactivate Bluetooth, Wi-Fi, or GPS when not in use.



**The phone will become warm following prolonged calls, game playing, internet surfing or running other complex applications.**

- This heating is a normal consequence of the CPU handling excessive data. Ending above actions will make your phone return to normal temperature.

**After Factory reset is performed my device asks to enter Google account credentials and I can't use it avoiding this action<sup>(1)</sup>.**

- After Factory reset is performed you need to enter the original Google account credentials that were used on this device before Factory data reset. Otherwise you will not be able to use the device. If you don't remember your Google account credentials please complete Google account recovery procedure. In case you don't succeed in it - please apply to authorized repair center, but remember that it will not be regarded as warranty case.

**I don't hear when somebody calls/message me, I just see missed calls/messages notifications on display.**

- Please check if Interruptions/Do not disturb mode is activated on your device. If it is activated you can see a "Star" symbol  (for Android OS 5.X version) or  icon (for Android OS 6.X version) displayed on notification panel. In this case you need deactivate Interruptions/Do not disturb mode. To do it just press volume up or down key and select "All" (on Android 5.X) or modify it in Settings/Sound & notifications/Interruptions ( for Android 5.X) or Do not disturb ( for Android 6.X).

<sup>(1)</sup> Applicable for Android OS versions starting from 5.1.

**My device asks me to enter some password/code/key that I don't remember or don't know due to this device has been used by another person before and I can't get this password/code/key from him/her.**

- Password/code/key request could be caused by same security feature activated on this device. You can try to perform Factory data reset, but remember that if it doesn't help you need to apply authorized repair center and it will not be regarded as warranty case.

**Alcatel** is a trademark of Alcatel-Lucent  
and is used under license by  
TCL Communication Ltd.

© Copyright 2016 TCL Communication Ltd  
All rights reserved

TCL Communication Ltd reserves  
the right to alter material  
or technical specification  
without prior notice.

All "Signature" ringtones embedded in this phone have  
been composed, arranged and mixed by NU TROPIC (Amar  
Kabouche).