

Getting started

Quick tips about your new phone

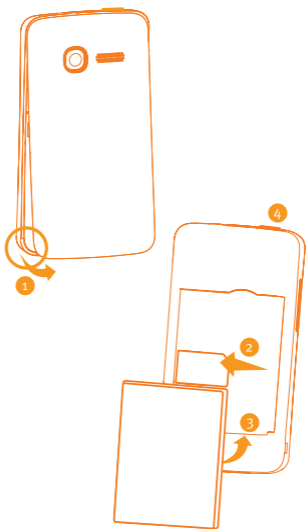
FLAME

Firefox OS

Welcome

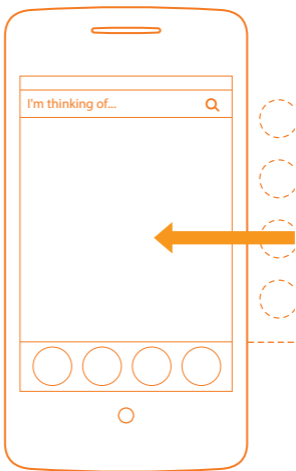
Firefox OS was created to free you from the rules and restrictions imposed by other mobile phones and give you control over the information you store and share. It's made by Mozilla as part of our mission to put the power of the Web in everyone's hands.

Power on




Browse Home

Swipe left for all your applications. Use the search function for discovery.



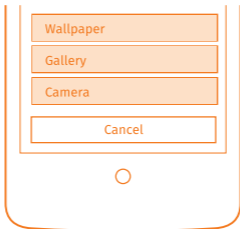
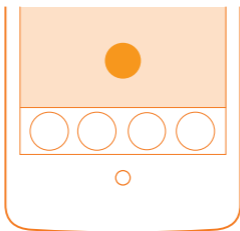
Personalize Home

Tap and hold an icon to move or delete it. Drag icons in and out of the Dock for quick access from the Home.



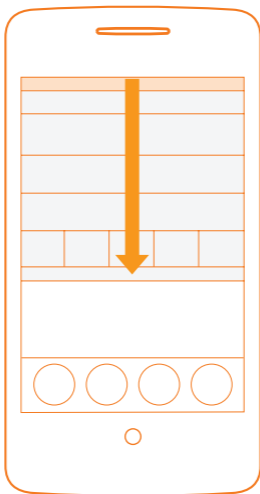
Customize wallpaper

Tap and hold the wallpaper, and then touch **Change Wallpaper** to select a new one.



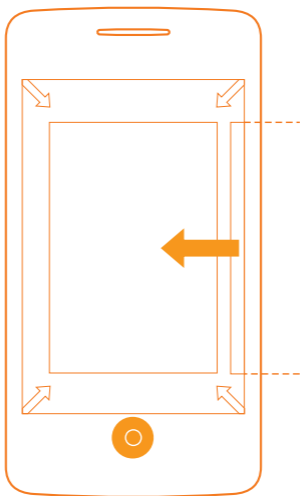
Open notifications

Drag the Status Bar down to see notifications, quick settings, and your phone account info.



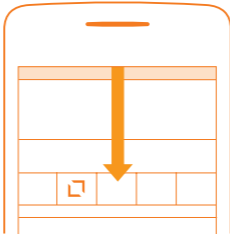

Switch applications

Hold down the Home button and then swipe to left to view open applications.



Manage mobile data

Turn your Internet connection on and off from the phone settings or quick settings.



Connect to a computer

Turn on Media Storage in the phone settings to transfer all your photos and music.



FOTA Upgrade

Using FOTA Upgrade tool you can update your phone's software. Access **System Updates**, and touch **Check for updates**, the phone will search for the latest software. If you want to update the system, please touch the button **Download**. After it's done please touch **Install** to complete the upgrade. Now your phone's software will have the latest version.

You should turn on data connection before searching for updates. Settings for auto-check intervals and reminders about upgrades are also available once you restart the phone.

Safety and use

We recommend that you read this chapter carefully before using your mobile phone. The manufacturer disclaims any liability for damage, which may result as a consequence of improper use or use contrary to the instructions contained herein.

• TRAFFIC SAFETY:

Given that studies show that using a mobile phone while driving a vehicle constitutes a real risk, even when the hands-free kit is used (car kit, headset...), drivers are requested to refrain from using their mobile phone when the vehicle is not parked. Check the laws and regulations on the use of wireless mobile phones and their accessories in the areas where you drive. Always obey them. The use of these devices may be prohibited or restricted in certain areas.

When driving, do not use your mobile phone and headphone to listen to music or to the radio. Using a headphone can be dangerous and forbidden in some areas.

When switched on, your mobile phone emits electromagnetic waves that can interfere with the vehicle's electronic systems such as ABS anti-lock brakes or airbags. To ensure that there is no problem:

- do not place your mobile phone on top of the dashboard or within an airbag deployment area,
- check with your car dealer or the car manufacturer to make sure that the car's electronic devices are shielded from mobile phone RF energy.

• CONDITIONS OF USE:

You are advised to switch off the mobile phone from time to time to optimize its performance.

Remember to abide by local authority rules of mobile phone use on aircrafts.

Operational Warnings: Obey all posted signs when using mobile devices in public areas.

Follow Instructions to Avoid Interference Problems: Turn off your mobile device in any location where posted notices instruct you to do so. In an aircraft, turn off your mobile device whenever instructed to do so by airline staff. If your mobile device offers an airplane mode or similar feature, consult airline staff about using it in flight.

Switch the mobile phone off when you are in health care facilities, except in designated areas. As with many other types of equipment now in regular use, mobile phones can interfere with other electrical or electronic devices, or equipment using radio frequency.

Switch the mobile phone off when you are near gas or flammable liquids. Strictly obey all signs and instructions posted in a fuel depot, gas station, or chemical plant, or in any potentially explosive atmosphere.

When the mobile phone is switched on, it should be kept at least 15 cm from any medical device such as a pacemaker, a hearing aid or insulin

pump. In particular when using the mobile phone you should hold it against the ear on the opposite side to the device, if any.

Read and follow the directions from the manufacturer of your implantable medical device. If you have any questions about using your mobile device with your implantable medical device, consult your healthcare provider.

To avoid hearing impairment, answer the call before holding your mobile phone to your ear. Also move the handset away from your ear while using the "hands-free" option because the amplified volume might cause hearing damage.

It is recommended to have proper supervision while small children use your mobile phone.

When replacing the cover please note that your mobile phone may contain substances that could create an allergic reaction.

Always handle your mobile phone with care and keep it in a clean and dust-free place.

Do not allow your mobile phone to be exposed to adverse weather or environmental conditions (moisture, humidity, rain, infiltration of liquids, dust, sea air, etc.). The manufacturer's recommended operating temperature range is -10°C (14°F) to +55°C (131°F) (the max value depends on device, materials and housing paint/texture).

Over 55°C (131°F) the legibility of the mobile phone's display may be impaired, though this is temporary and not serious.

Do not open or attempt to repair your mobile phone yourself.

Do not drop, throw or try to bend your mobile phone.

Do not use the mobile phone if the glass made screen, is damaged, cracked or broken to avoid any injury.

Do not paint it.

Use only batteries, battery chargers, and accessories which are recommended by TCT Mobile Limited and its affiliates and are compatible with your mobile phone model. TCT Mobile Limited and its affiliates disclaim any liability for damage caused by the use of other chargers or batteries.

Your mobile phone should not be disposed of in a municipal waste. Please check local regulations for disposal of electronic products.

Remember to make back-up copies or keep a written record of all important information stored in your mobile phone.

Some people may suffer epileptic seizures or blackouts when exposed to flashing lights, or when playing video games. These seizures or blackouts may occur even if a person never had a previous seizure or blackout.

If you have experienced seizures or blackouts, or if you have a family history of such occurrences, please consult your doctor before playing video games on your mobile phone or enabling a flashing-lights feature on your mobile phone. Parents should monitor their children's use of video games or other features that incorporate flashing lights on the mobile phones. All persons should discontinue use and consult a doctor if any of the following symptoms occur: convulsion, eye or muscle twitching, loss of awareness, involuntary movements, or disorientation. To limit the likelihood of such symptoms, please take the following safety precautions:

- Play at the farthest distance possible from the screen.

When you play games on your mobile phone, you may experience occasional discomfort in your hands, arms, shoulders, neck, or other parts of your body. Follow these instructions to avoid problems such as tendinitis, carpal tunnel syndrome, or other musculoskeletal disorders:

- Take a minimum of a 15-minute break every hour of game playing.

- If your hands, wrists, or arms become tired or sore while playing, stop

and rest for several hours before playing again.

- If you continue to have sore hands, wrists, or arms during or after playing, stop the game and see a doctor.



PROTECT YOUR HEARING

To prevent possible hearing damage, do not listen at high volume levels for long periods. Exercise caution when holding your device near your ear while the loudspeaker is in use.

• PRIVACY:

Please note that you must respect the laws and regulations in force in your jurisdiction or other jurisdiction(s) where you will use your mobile phone regarding taking photographs and recording sounds with your mobile phone. Pursuant to such laws and regulations, it may be strictly forbidden to take photographs and/or to record the voices of other people or any of their personal attributes, and reproduce or distribute them, as this may be considered to be an invasion of privacy.

It is the user's sole responsibility to ensure that prior authorization be obtained, if necessary, in order to record private or confidential conversations or take a photograph of another person; the manufacturer, the seller or vendor of your mobile phone (including the operator) disclaim any liability which may result from the improper use of the mobile phone.

• BATTERY AND ACCESSORIES:

Before removing the battery from your mobile phone, please make sure that the mobile phone is switched off.

Observe the following precautions for battery use:

- Do not attempt to open the battery (due to the risk of toxic fumes and burns).
- Do not puncture, disassemble or cause a short-circuit in a battery,
- Do not burn or dispose of a used battery in the garbage or store it at temperatures above 60°C (140°F).

Batteries must be disposed of in accordance with locally applicable environmental regulations. Only use the battery for the purpose for which it was designed. Never use damaged batteries or those not recommended by TCT Mobile Limited and/or its affiliates.



This symbol on your mobile phone, the battery and the accessories means that these products must be taken to collection points at the end of their life:

- Municipal waste disposal centers with specific bins for these items of equipment
- Collection bins at points of sale.

They will then be recycled, preventing substances being disposed of in the environment, so that their components can be reused.

In European Union countries:

These collection points are accessible free of charge. All products with this sign must be brought to these collection points.

In non European Union jurisdictions:

Items of equipment with this symbol are not be thrown into ordinary bins if your jurisdiction or your region has suitable recycling and collection facilities; instead they are to be taken to collection points for them to be recycled.

In the United States you may learn more about CTIA's Recycling Program at www.recyclewirelessphones.com

CAUTION: RISK OF EXPLOSION IF BATTERY IS REPLACED BY AN INCORRECT TYPE. DISPOSE OF USED BATTERIES ACCORDING TO THE INSTRUCTIONS

• CHARGERS

Home A.C./ Travel chargers will operate within the temperature range of: 0°C (32°F) to 40°C (104°F).

The chargers designed for your mobile phone meet with the standard for safety of information technology equipment and office equipment use. Due to different applicable electrical specifications, a charger you purchased in one jurisdiction may not work in another jurisdiction. They should be used for this purpose only.

Characteristics of power supply (depending on the country):

Travel charger: Input: 100-240 V, 50/60 Hz, 150 mA

Output: 5 V, 1000 mA

Battery: Lithium 1800 mAh

• RADIO WAVES:

THIS MOBILE PHONE MEETS THE GOVERNMENT'S REQUIREMENTS FOR EXPOSURE TO RADIO WAVES.

Your mobile phone is a radio transmitter and receiver. It is designed and manufactured not to exceed the emission limits for exposure to radio-frequency (RF) energy. These limits are part of comprehensive guidelines and establish permitted levels of RF energy for the general population. The guidelines are based on standards that were developed by independent scientific organizations through periodic and thorough evaluation of scientific studies. These guidelines include a substantial safety margin designed to ensure the safety of all persons, regardless of age and health.

The exposure standard for mobile phones employs a unit of measurement known as the Specific Absorption Rate, or SAR. The SAR limit set by public authorities such as the Federal Communications Commission of the US Government (FCC), or by Industry Canada, is 1.6 W/kg averaged over 1 gram of body tissue. Tests for SAR are conducted using standard operating positions with the mobile phone transmitting at its highest certified power level in all tested frequency bands.

Although the SAR is determined at the highest certified power level, the actual SAR level of the mobile phone while operating can be well below the maximum value. This is because the mobile phone is designed to operate at multiple power levels so as to use only the power required to reach the network. In general, the closer you are to a wireless base station antenna, the lower the power output of the mobile phone. Before a mobile phone model is available for sale to the public, compliance with national regulations and standards must be shown.

The highest SAR value for this model mobile phone when tested is 0.39 W/Kg for use at the ear and 0.77W/Kg for use close to the body.

While there may be differences between the SAR levels of various mobile phones and at various positions, they all meet the government requirement for RF exposure. For body-worn operation, the mobile phone meets FCC RF exposure guidelines provided that it is used with a non-metallic accessory with the handset at least 10 mm from the body. Use of other accessories may not ensure compliance with FCC RF exposure guidelines.

Additional information on SAR can be found on the Cellular Telecommunications & Internet Association (CTIA) Web site: <http://www.phonefacts.net>

The World Health Organization (WHO) considers that present scientific information does not indicate the need for any special precautions for use of mobile phones. If individuals are concerned, they might choose to limit their own or their children's RF exposure by limiting the length of calls, or using "hands-free" devices to keep mobile

phones away from the head and body. (fact sheet n° 193). Additional WHO information about electromagnetic fields and public health are available on the following website: <http://www.who.int/peh-emf>.

Note: This equipment has been tested and found to comply with the limits for a Class B digital device pursuant to part 15 of the FCC Rules. These limits are designed to provide reasonable protection against harmful interference in a residential installation. This equipment generates, uses and can radiate radio frequency energy and, if not installed and used in accordance with the instructions, may cause harmful interference to radio communications. However, there is no guarantee that interference to radio or television reception, which can be determined by turning the equipment off and on, the user is encouraged to try to correct the interference by one or more of the following measures:

- Reorient or relocate the receiving antenna.
 - Increase the separation between the equipment and receiver.
 - Connect the equipment into an outlet on a circuit different from that to which the receiver is connected.
 - Consult the dealer or an experienced radio/ TV technician for help.
- Changes or modifications not expressly approved by the party responsible for compliance could void the user's authority to operate the equipment.

For the receiver devices associated with the operation of a licensed radio service (e.g. FM broadcast), they bear the following statement: This device complies with Part 15 of the FCC Rules. Operation is subject to the condition that this device does not cause harmful interference.

For other devices, they bear the following statement:

This device complies with Part 15 of the FCC Rules. Operation is subject to the following two conditions:

- (1) this device may not cause harmful interference
- (2) this device must accept any interference received, including interference that may cause undesired operation.

Your mobile phone is equipped with a built-in antenna. For optimal operation, you should avoid touching it or degrading it.

As mobile devices offer a range of functions, they can be used in positions other than against your ear. In such circumstances the device will be compliant with the guidelines when used with headset or usb data cable. If you are using another accessory ensure that whatever product is used is free of any metal and that it positions the mobile phone at least 10 mm away from the body.

• LICENCES



The Bluetooth word mark and logos are owned by the Bluetooth SIG, Inc. and any use of such marks by TCT Mobile Limited and its affiliates is under license. Other trademarks and trade names are those of their respective owners.

ALCATEL ONETOUCH FLAME Bluetooth Declaration ID 57035



The Wi-Fi Logo is a certification mark of the Wi-Fi Alliance.

You have purchased a product which uses the open source (<http://opensource.org/>) programs mtd, msdosfs, netfilter/iptables and initrd in object code and other open source programs licensed under the GNU General Public License and Apache License.

We will provide you with a complete copy of the corresponding source codes upon request within a period of three years from the distribution of the product by TCT.

You may download the source codes from <http://sourceforge.net/projects/alcatel/files/>. The provision of the source code is free of charge from internet.

General information

- **Website:** www.alcatelonetouch.com
- **Facebook:** <http://www.facebook.com/alcatelonetouchusa>
- **Twitter:** <http://www.twitter.com/alcatelI touch>
- **Hot Line Number:** In the United States, call 877-702-3444 for technical support.

On our Internet site, you will find our FAQ (Frequently Asked Questions) section. You can also contact us by e-mail to ask any questions you may have.

An electronic version of this user guide is available in English and other languages according to availability on our server: www.alcatelonetouch.com

Your telephone is a transceiver that operates on GSM/GPRS/EDGE in quad-band with 850/900/1800/1900 MHz or UMTS in dual-band with 850/1900 MHz.

FCC ID: RAD481

Protection against theft ⁽¹⁾

⁽¹⁾ Contact your network operator to check service availability.

Your mobile phone is identified by an IMEI (mobile phone serial number) shown on the packaging label and in the product's memory. We recommend that you note the number the first time you use your mobile phone by entering *#06# and keep it in a safe place. It may be requested by the police or your operator if your mobile phone is stolen.

Disclaimer

There may be certain differences between the user manual description and the mobile phone's operation, depending on the software release of your mobile phone or specific operator services.

TCT Mobile shall not be held legally responsible for such differences, if any, nor for their potential consequences, which responsibility shall be borne by the operator exclusively.

Alcatel Mobile Phones Limited Warranty

TCT Mobile North America LTD warrants to the original retail purchaser of this wireless device, that should this product or part thereof during normal consumer usage and condition, be proven to be defective in material or workmanship that results in product failure within the first twelve (12) months from the date of purchase as shown on your original sales receipt. Such defect(s) will be repaired or replaced (with new or rebuilt parts) at the company's option without charge for parts or labor directly related to the defect(s).

Batteries, power adapters, and other accessories sold as in box items are also warranted against defects and workmanship that results in product failure within the first six (6) months period from the date of purchase as shown on your original sales receipt. Such defect(s) will be repaired or replaced (with new or rebuilt parts) and the company's option without charge for parts or labor directly related to the defect(s).

The limited warranty for your wireless device will be voided if any of the following conditions occur:

- Non-compliance with the instructions for use or installation, or with technical and safety standards applicable in the geographical area where your mobile phone is used;
- Connection to any equipment not supplied or not recommended by TCT Mobile;
- Modification or repair performed by individuals not authorized by TCT Mobile or its affiliates;
- Acts of god such as Inclement weather, lightning, power surges, fire, humidity, infiltration of liquids or foods, chemical products, download of files, crash, high voltage, corrosion, oxidation;
- Removal or altering of the wireless devices event labels or serial numbers (IMEI);
- Damage from exposure to water or other liquids, moisture, humidity, excessive temperatures or extreme environmental conditions, sand, excess dust and any condition outside the operating guidelines;
- Defects in appearance, cosmetic, decorative or structural items such as framing and non-operative parts.

There are no express warranties, whether written, oral or implied, other than this printed limited warranty or the mandatory warranty provided by your jurisdiction. In no event shall TCT Mobile or any of its affiliates be liable for incidental or consequential damages of any nature whatsoever, including but not limited to commercial loss, to the full extent those damages can be disclaimed by law. Some states do not allow the exclusion or limitation of incidental or consequential damages, or limitation of the duration of implied warranties, so the preceding limitations or exclusions may not apply to you.


How to obtain Support: Contact the customer care center by calling (877-702-3444) or going to www.alcatelonetouch.com. We have placed many self-help tools that may help you to isolate the problem and eliminate the need to send your wireless device in for service. In the case that your wireless device is no longer covered by this limited warranty due to time or condition we have other options that you may utilize our out of warranty repair options.

To obtain hardware repairs or replacement within the terms of this warranty, contact TCT Mobile to get an RMA number, include a copy of the original proof of warranty coverage (e.g. original copy of the dated bill of sale, invoice), the consumer's return address, your wireless carrier's name, alternate daytime mobile phone number, and email address with a complete problem description. Only ship the wireless device. Do not ship the SIM card, memory cards, or any other accessories such as the power adapter. You must properly package and ship the wireless device to the repair center.

TCT Mobile is not responsible for wireless devices that do not arrive at the service center. Upon receipt, the service center will verify the warranty conditions, repair, and return your wireless device to the address provided.

Troubleshooting

Before contacting the service center, you are advised to follow the instructions below:

- You are advised to fully charge () the battery for optimal operation.
- Avoid storing large amounts of data in your phone as this may affect its performance.
- Use **Factory data reset** and the upgrade tool to perform phone formatting or software upgrading (to reset factory data, hold down the **Power** key and the **Volume up** key at the same time).

and carry out the following checks:

My phone is frozen or cannot be switched on

- Check the battery power level, charge for at least 20 minutes.
- If it still does not work, please reset the phone using the **Power** key and the **Volume up** key.

My phone has not responded for several minutes

- Restart your phone by pressing and holding the **Power** key.

My phone turns off by itself

- Check that your screen is locked when you are not using your phone, and make sure the **Power** key is not mis-contacted due to unlocked screen.
- Check the battery charge level.

My phone cannot charge properly

- Make sure that your battery is not completely discharged; if the battery power is empty for a long time, it may take around 20 minutes to display the battery charger indicator on the screen.
- Make sure charging is carried out under normal conditions (0°C (32°F) to +40°C (104°F)).
- When abroad, check that the voltage input is compatible.

My phone cannot connect to a network or "No service" is displayed

- Try connecting in another location.
- Verify the network coverage with your operator.
- Check with your operator that your SIM card is valid.
- Try selecting the available network(s) manually
- Try connecting at a later time if the network is overloaded.


My phone cannot connect to the Internet

- Check that the IMEI number (press *#06#) is the same as the one printed on your warranty card or box.
- Make sure that the internet access service of your SIM card is available.
- Check your phone's Internet connecting settings.
- Make sure you are in a place with network coverage.
- Try connecting at a later time or another location.

Invalid SIM card

- Make sure the SIM card has been correctly inserted (see "Inserting or removing the SIM card").
- Make sure the chip on your SIM card is not damaged or scratched.
- Make sure the service of your SIM card is available.

Unable to make outgoing calls

- Make sure you have dialed a valid number and have touched .
- For international calls, check the country and area codes.
- Make sure your phone is connected to a network, and the network is not overloaded or unavailable.
- Check your subscription status with your operator (credit, SIM card valid, etc.).
- Make sure you have not barred outgoing calls.
- Make sure that your phone is not in airplane mode.

Unable to receive incoming calls

- Make sure your phone is switched on and connected to a network (check for overloaded or unavailable network).
- Check your subscription status with your operator (credit, SIM card valid, etc.).
- Make sure you have not forwarded incoming calls.
- Make sure that you have not barred certain calls.
- Make sure that your phone is not in airplane mode.


The caller's name/number does not appear when a call is received

- Check that you have subscribed to this service with your operator.
- Your caller has concealed his/her name or number.

I cannot find my contacts

- Make sure your SIM card is not broken.
- Make sure your SIM card is inserted properly.
- Import all contacts stored in SIM card to phone.

The sound quality of the calls is poor

- You can adjust the volume during a call by pressing the Volume Up/Down key.
- Check the network strength .
- Make sure that the receiver, connector or speaker on your phone is clean.

I am unable to use the features described in the manual

- Check with your operator to make sure that your subscription includes this service.
- Make sure this feature does not require an ALCATEL ONE TOUCH accessory.

When I select a number from my contacts, the number cannot be dialed

- Make sure that you have correctly recorded the number in your file.
- Make sure that you have selected the country prefix when calling a foreign country.

I am unable to add a contact in my contacts

- Make sure that your SIM card contacts are not full; delete some files or save the files in the phone contacts (i.e. your professional or personal directories).

My callers are unable to leave messages on my voicemail

- Contact your network operator to check service availability.

I cannot access my voicemail

- Make sure your operator's voicemail number is correctly entered in "Voicemail number".
- Try later if the network is busy.

I am unable to send and receive MMS

- Check your phone memory availability as it might be full.
- Contact your network operator to check service availability and check MMS parameters.
- Verify the server center number or your MMS profile with your operator.
- The server center may be swamped, try again later.

SIM card PIN locked

- Contact your network operator to obtain the PUK code (Personal Unblocking Key).

I am unable to download new files

- Make sure there is sufficient phone memory for your download.
- Select the microSD card as the location to store downloaded files.
- Check your subscription status with your operator.

The phone cannot be detected by others via Bluetooth

- Make sure that Bluetooth is turned on and your phone is visible to other users.
- Make sure that the two phones are within Bluetooth's detection range.

How to make your battery last longer

- Make sure you follow the complete charge time (minimum 2.5 hours).
- After a partial charge, the battery level indicator may not be exact. Wait for at least 20 minutes after removing the charger to obtain an exact indication.
- Switch on the backlight upon request.
- Extend the email auto-check interval for as long as possible.
- Update news and weather information on manual demand, or increase their auto-check interval.
- Exit background-running applications if they are not being used for a long time.
- Deactivate Bluetooth, Wi-Fi, or GPS when not in use.

The phone will become warm following prolonged calls, game playing, internet surfing or running other complex applications.

- This heating is a normal consequence of the CPU handling excessive data. Ending above actions will make your phone return to normal temperatures.

* Please note that to avoid distractions, while the headphone jack is being used, the vibration mechanism is temporarily disabled.

Go to www.alcatelonetouch.com for more information about cellphone use.

Go to support.mozilla.org/en-US/products/firefox-os for more information about Firefox OS.

ALCATEL is a trademark of Alcatel-Lucent
and is used under license by
TCT Mobile Limited.

© Copyright 2013 TCT Mobile Limited
All rights reserved

TCT Mobile Limited reserves
the right to alter material
or technical specification
without prior notice.

All "Signature" ringtones embedded in this phone have been composed, arranged and mixed by NUTROPIC (Amar Kabouche).