


My first Autoescuela La

BY SCALEXTRIC

English

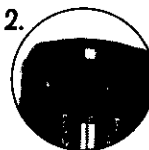

Circuit assembling

Set up the circuit on the decorated scenery





Cars

1. Put the 3 AAA/L03 batteries (not included) into the cars.
2. Set the switch ON.
3. Put the cars on the track.



Controllers

1. Put the 3 AAA/L03 batteries (not included) into the bottom of the controllers.
2. Press the right button to accelerate. Press the left button to turn right or left and listen the authentic horn.



My first
Autoescuela La
BY SCALEXTRIC

English

CE COMPLIANCE STATEMENT

TecniToys Juguetes, S.A., Avda. Diagonal 545 7ª, 08029 Barcelona, here by states that:

My First Autoescuela by Scalextric ref. 1800

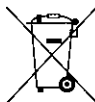
Complies with the following European Directives:

- 88/378/EEC as amended by 92/59/EEC and 93/68/EEC. Toy Safety Directive.
- 99/5/EEC . (Compliance assessment for telecommunications devices), radio control toys.

This statement is issued based on compliance with the following European Standards:

- EN 71:1998/1 (+A5:2000+A1:2001+A2,A6,A7:2002+A8:2003+A9,A10,A11:2004) y EN 71:2003/2
- EN 50088:1996 + A1: 1996 + A2: 1997 + A3: 2002
- EN300-220-1 (V1-3-1 2002-09)
- EN300-220-3 (V1-1-1 2002-09)
- EN301-489-1 (V1-4-1 2002-08)
- EN301-489-3(V1-4-1 2002-08)

Any non specified use of the instruction manual and/or the use of the product for any task or purpose other than that it was designed and manufactured for, will void this statement and be user's entire responsibility.



This product was manufactured by a company which complies with European Directive 2002/96/EC concerning electrical and electronic apparatus and management of waste therefrom.

The product may contain substances which are harmful to the environment if they are handled improperly or in a manner which contravenes current legislation. The crossed-out container is a symbol illustrating selective disposal of electrical or electronic apparatus in order to encourage its recycling wherever possible.

Please show responsibility towards the environment and recycle this product at the end of its useful life.



WARNING

Improper use of the remote controller batteries may lead to overheating, battery leakage, explosion and damage or injury. Please read the following instructions carefully.



- Do not attempt to recharge non-rechargeable batteries.
- Remove the batteries from the toy to charge rechargeable batteries.
- Charge rechargeable batteries under supervision.
- Use batteries of the recommended type or the equivalent.
- Do not short-circuit the power terminals.
- Do not mix different makes of battery together.
- Do not mix new and used batteries.
- Do not mix alkaline, standard (zinc carbon) and rechargeable (Ni-Cd) batteries.
- Insert batteries the right way round as regards polarity, as shown in the battery compartment.
- Remove used batteries from the vehicles and controllers, and dispose of them in the appropriate container.
- Do not put batteries on a fire, or allow them to leak or explode.
- Avoid children handling the batteries. Batteries must be changed by an adult.
- Keep these instructions for future reference.

NOTE: Changes or modifications which are not expressly approved by the manufacturer may invalidate the user's authorization to use this device.