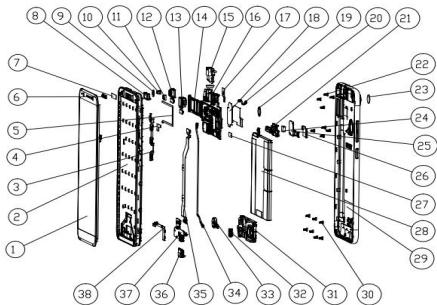


Explosion diagram specification




1	LCM Assembly	2	Front Housing Assembly
3	Sidkey FPC	4	Front housing rubber
5	Card Slot seal foam	6	Receiver Deco
7	Receiver seal foam	8	Receiver
9	Front CAM seal foam	10	LED rubber
11	PS rubber	12	Front Camera
13	Back Camera	14	Card Holder
15	Audio jack rubber	16	Main PCB
17	Front CAM Conductive Fabric	18	Shield Graphite Film
19	Coaxial Cable 2	20	Back Flash Seal Foam
21	Fingerprint Frame	22	Screw
23	Back CAM lens	24	Fingerprint Conductive Foam
25	Fingerprint Module	26	LCM Connector Pressed Steel
27	LCM BTB Mylar	28	Battery

29	Battery Cover Assembly	30	Screw
31	Speaker	32	Main Mic Rubber
33	Motor	34	Coaxial cable 1
35	Main FPC	36	Usb Rubber
37	PCBA	38	Speaker FPC

Know your phone

Front camera




Volume key

Power key

SIM/SD card installation

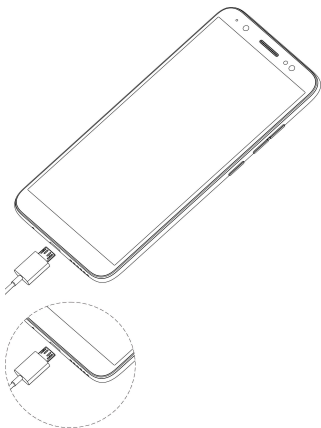
1. Power off mobile.
2. Refer to the following picture for SIM / SD card installation.



Charging the phone

You can charge your device using a charger or by connecting it to the computer using a USB cable (comes with the phone).

1. Please remind the front and back of the plug.
2. Use only TECNO charger and cables. Other chargers or cables may damage the device or your device. This will invalidate your phone warranty.



FCC Caution

Labelling requirements.

This device complies with part 15 of the FCC Rules. Operation is subject to the condition that this device does not cause harmful interference.

Information to user.

Any Changes or modifications not expressly approved by the party responsible for compliance could void the user's authority to operate the equipment.

Information to the user.

Note: This equipment has been tested and found to comply with the limits for a Class B digital device, pursuant to part 15 of the FCC Rules. These limits are designed to provide reasonable protection against harmful interference in a residential installation. This equipment generates uses and can radiate radio frequency energy and, if not installed and used in accordance with the instructions, may cause harmful interference to radio communications. However, there is no guarantee that interference will not occur in a particular installation. If this equipment does cause harmful interference to radio or television reception, which can be determined by turning the equipment off and on, the user is encouraged to try to correct the interference by one or more of the following measures:

- Reorient or relocate the receiving antenna.
- Increase the separation between the equipment and receiver.
- Connect the equipment into an outlet on a circuit different from that to which the receiver is connected.
- Consult the dealer or an experienced radio/TV technician for help.

Specific Absorption Rate (SAR) information:

This Mobile phone meets the government's requirements for exposure to radio waves. The guidelines are based on standards that were developed by independent scientific organizations through periodic and thorough evaluation of scientific studies. The standards include a substantial safety margin designed to assure the safety of all persons regardless of age or health.

FCC RF Exposure Information and Statement The SAR limit of USA (FCC) is 1.6 W/kg averaged over one gram of tissue. Device types: CA6(FCC ID: 2ADYY-CA6) has also been tested against this SAR limit. The highest SAR value reported under this standard during product certification for use at the ear is 0.37 W/kg and when properly worn on the body is 1.02 W/kg. This device was tested for typical body-worn operations with the back of the handset kept 10mm from the body. To maintain compliance with FCC RF exposure requirements, use accessories that maintain a 10mm separation distance between the user's body and the back of the handset. The use of belt clips, holsters and similar accessories should not contain metallic components in its assembly. The use of accessories that do not satisfy these requirements may not comply with FCC RF exposure requirements, and should be avoided.

Body-worn Operation

This device was tested for typical body-worn operations. To comply with RF exposure requirements, a minimum separation distance of 1.0 cm must be maintained between the user's body and the handset, including the antenna. Third-party belt-clips, holsters, and similar accessories used by this device should not contain any metallic components. Body-worn accessories that do not meet these requirements may not comply with RF exposure requirements and should be avoided. Use only the supplied or an approved antenna.