

TELESIN Sound+

Download the TELESIN Sound+ from Google Play or the Apple App Store.

TELESIN Sound+ APP can let your TELESIN head-set equipped with Alexa intelligence voice function.

QUICK START GUIDE

TE-AIHS-001



CONTENTS

1. Basic Function 1

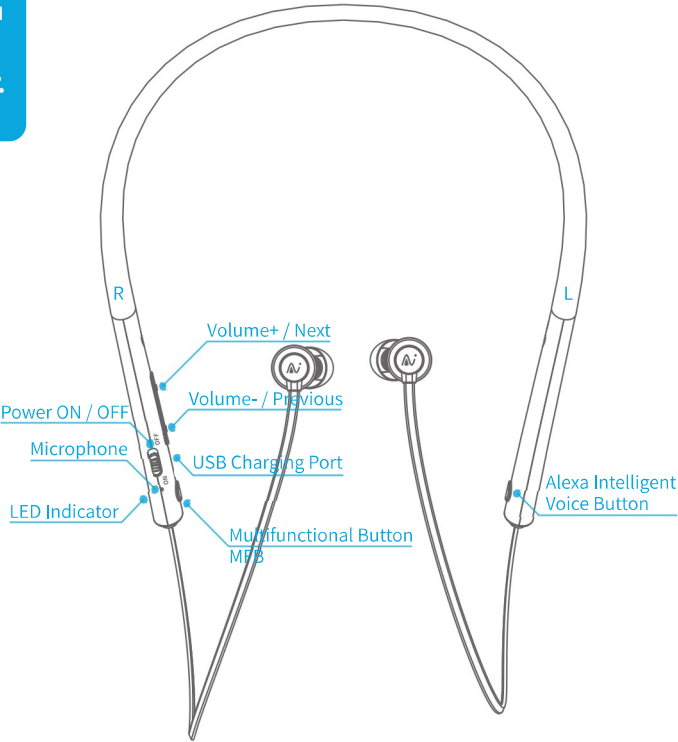
2. Technical Index 10

3. Package Content 11

4. Warning and Declarations 12

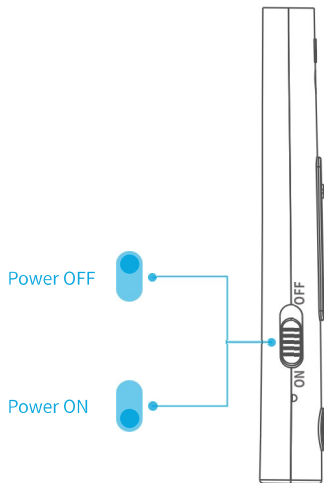
5. Talk with Amazon Alexa 16

Basic Function



Power ON/OFF

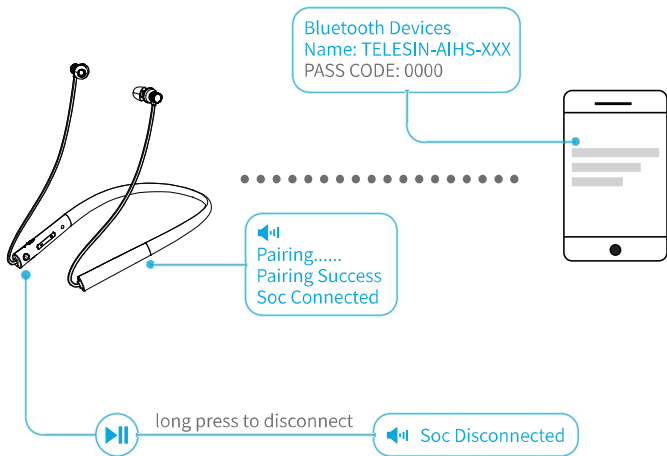
- 1. OFF state, slide the power switch to “ON”, LED flashes blue 3 times and the headset prompts “Power On”.
- 2. ON state, slide the power switch to “OFF”, LED flashes red 3 times and the headset prompts “Power Off”.



2

ed”.

- 5. Long press the “▶||” button to disconnect Bluetooth or cancel pairing list, and it prompts “Soc Disconnected”.



4

Bluetooth Connection Steps

- 1. Please keep your headset and mobile phone as close as you can, within 1 meter.
- 2. Slide the power switch to “ON”, LED flashes blue 3 times and the headset prompts “Power On”. In 5 seconds, the headset enters paring mode and it prompts “Pairing” . LED flashes red and blue alternately.
- 3. Turn on “Bluetooth” in setting (your device) and find headset name TELESIN-AIHS-xxx.
- 4. Click TELESIN-AIHS-xxx Bluetooth headset gets connected with your device automatically. Some may require pass code which is 0000. If connected, it prompts “Pairing Success” and “Soc Connect-

3

Note

- 1. With your previously paired device’ s Bluetooth turned on and in range, turn on TELESIN-AIHS. The headset will automatically reconnect to the same Bluetooth device that connected last time. If you have a previously paired device that does not auto-reconnect, navigate to the Bluetooth feature, and select “TELESIN-AIHS” from your list of paired Bluetooth devices.
- 2. Pairing time exceeds 3 minutes, TELESIN-AIHS will automatically shut down. In 3 minutes back to the effective distance can automatically return to the last connected device.

5

Answer Phone Call

When there is an incoming call, short press “ ▶|| ” button to answer, or just operate your mobile phone.

End Call

Short press the “ ▶|| ” button to hang up calls, or by direct hang up your phone call.

Reject Call

When there is an incoming call, long press the “ ▶|| ” button to reject, or just reject it on your mobile phone.

Last Number Redial

Double click “ ▶|| ” button.

Answer Other Incoming Call

If there is an incoming call when you are answering the phone call, and you want to answer the other incoming call, long press the “ ▶|| ” button, you can make the phone call hold on, and answer the incoming call.

Low Power Prompt

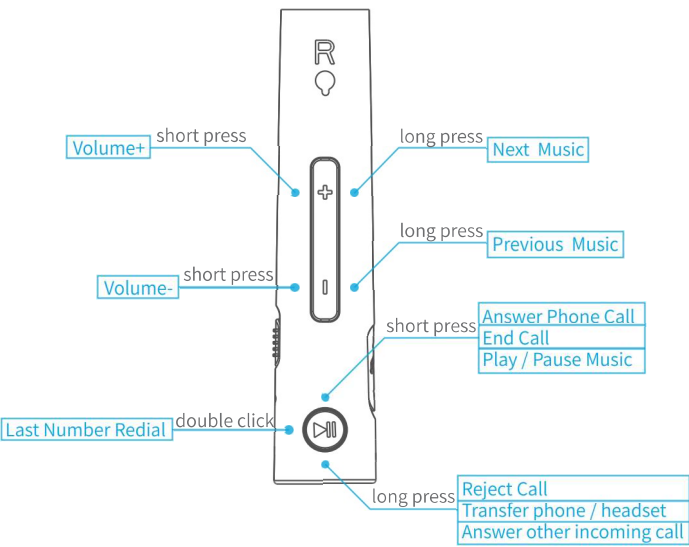
When low power occurs, the headset prompts “Please Charging” and system will be power off automatically. Please charge in time.

Play / Pause

During music playing, short press “ ▶|| ” button to pause music, and click it again back to play. During the call or music playing, short press “ + ” or “ - ” button to adjust the volume.

Transfer

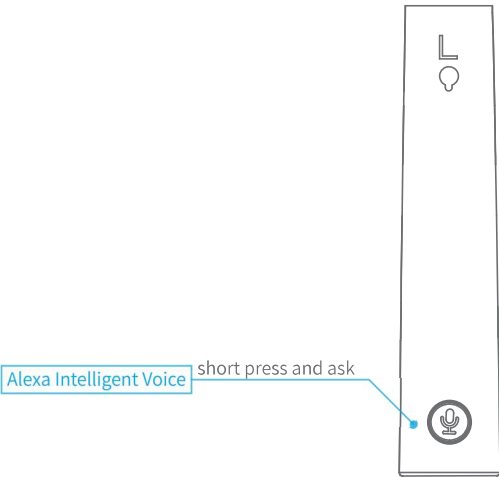
Long press the “ ▶|| ” to transfer incoming call between phone and headset.



During music playing, long press “ + ” or “ - ” button to change songs.

Intelligent Voice

Launch the TELESIN Sound+ APP, short press “ 🎤 ” button, when you hear the voice prompt, speak the instruction. For more details, please refer to Alexa instructions.



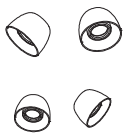
Correspond With: Bluetooth® V4.2
Support: HFP A2DP AVRCP
Transmitting Power: Class 2
Working Distance: ≤ 15m
Frequency Range: 2.402GHz-2.480GHz
Charging Time: 1.5 Hours
Standby Time: ≥120 Hours
Talk Time: ≥ 6 Hours
Music Time: ≥ 6 Hours
USB Power Supply: 5V/1A

Technical Index


Package Content



Headset ×1 pcs



Earbuds ×2 sets



USB Cable ×1 pcs



User Manual ×1 pcs



Bag ×1 pcs



Label ×2 pcs

10

11

The following matters should be paid attention to when using headset

1. Please avoid long-term use of loud volume mode, because it will lead to hearing loss caused by noise.
2. If you are in bad condition of potential danger, please stop using headset, in order to ensure safety.
3. Users should reasonably control the volume and time when listening to the headset.
4. The volume should not be too high, otherwise you can't hear the voice around. If volume is too high that may appear tinnitus, please lower down the volume.

Warning & Declarations

12

5. Don't listen to the music while driving.
6. Use dry soft cloth to clean the headset. Should avoid the headset into water, that will cause headset damage.
7. If you feel obvious discomfort, stimulation, or other adverse reaction when using the headset, stop using it immediately.
8. The headset should not be stored or used in temperature below -15°C (5°F) or higher than 55°C (131°F), otherwise will reduce the battery life.

Charging and Battery

1. The headset has built-in rechargeable battery, so do not attempt to remove the battery from the

13

2. The battery (battery pack or combination) should not be exposed to such conditions as sunshine, fire roasting, or similar overheating.
3. If not properly change the battery, there will be danger of explosion. Should only use the same type of battery.
4. The power adapter for charging the product is 5V/1A, if use high voltage power adapter for charging the machine, there is the risk of burning machine.
5. Before charging, please turn off the headset.
6. Insert the USB charging cable to earpiece jack, red light is on when charging. After fully charged,

14

Talk with Amazon Alexa

16

the red light goes off, blue light is on.

Help and Support

This guide is just to get you started with the TELESIN-AIHS. If you are having trouble getting the headset to work, please visit www.telesin.cn for online help.

15

Download

Download the TELESIN Sound+ from Google Play or the Apple App Store.

TELESIN Sound+ APP can let your TELESIN headset equipped with Alexa intelligence voice function.

Update

To check for updates, go to the app store on your mobile device and search for “TELESIN Sound+”. If an update is available, select Update.

Compatibility

The TELESIN Sound+ is available on:
Android 5.1 or higher
iOS 11.0 or higher

17

Using Step

Before launching the TELESIN Sound+, confirm that the headset already gets connected with your phone.

If not turn on the bluetooth



If not connect with headset



18

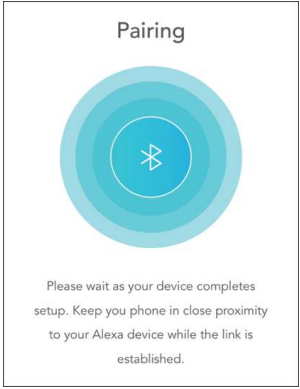
After launching the app, an Amazon account is needed. If not, create one.
Sign in and Alexa Voice Function begins working.

Enter Amazon account & password

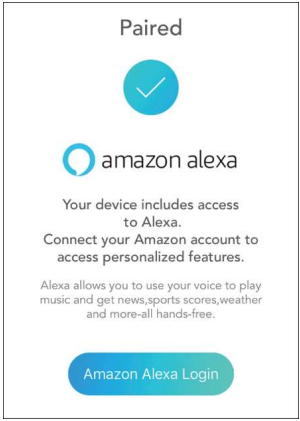


20

Pairing with headset

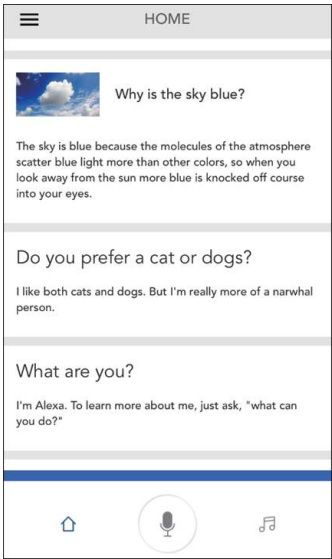
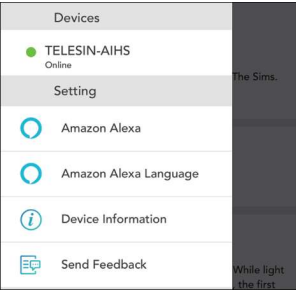


Paired with headset



19

By the way, Alexa Voice Function can run in the background. What you want to do is just click the intelligent voice button of the headset and ask Alexa.



21

Alexa Skills Categories

Business & Finance
Communication
Connected Car
Education & Reference
Food & Drink
Games & Trivia
Health & Fitness
Home Services
Kids
Lifestyle
Local
Movies & TV
Music & Audio
News
Novelty & Humor
Productivity

Shopping
Smart Home
Social
Sports
Travel & Transportation
Utilities
Weather

Things to Try

Get to Know Alexa

Ask Alexa...
"How are you?"
"Why are you called Alexa?"
"Do you prefer cats or dogs?"

Ask about Alexa's favorites

"What's your favorite color?"

22

"Who is your favorite actor?"
"What's your favorite sci-fi movie?"

Useful Phrases

Ask Alexa...
"What time is it?"
"What's up?"
"What can I say?"

Questions & Answers

"Alexa, why is the sky blue?"

Ask about science, math, and geography

Ask Alexa...
"What are Newton's three laws of motion?"
"What is 100 divided by 16?"
"Who is the Prime Minister of Denmark?"

24

23

Translations

Ask Alexa...
"How do you say 'I love you' in French?"
"How do you say 'good morning' in Japanese?"
"How do you say 'thank you' in Italian?"

Jokes

"Alexa, tell me a joke"
Knock, knock. Alexa knows lots of jokes.

Fun with Alexa

"Alexa, sing a song"
Alexa has many ways to keep you entertained.
Ask Alexa...
"Sing a country song"
"Tell me a limerick"
"Beatbox for me"

25

"Flip a coin"

"Tell me a story"

Weather

"Alexa, what's the weather?"

Ask about local, national, and international weather.

Ask Alexa...

"Will it rain tomorrow?"

"How's the weather in Seattle this weekend?"

"What's the temperature in Austin?"

Flash Briefing

"Alexa, play my flash briefing"

Listen to news and content from popular broadcasters.

26

Ask Alexa...

"Wake me up in the morning"

"Set a weekday alarm at 7:00am"

"What alarms are set?"

"Snooze..." (enjoy 9 more minutes of Zzz...)

Listen to Music

"Alexa, play music"

Alexa Skills Recommended

Heads Up!

by The Ellen DeGeneres Show



"Alexa open Heads Up! and play Superstars"

"Alexa play Heads Up!"

"Alexa start Heads Up!"

28

To-do Lists

"Alexa, add 'feed pets' to my to-do list"

Shopping Lists

"Alexa, add milk to my shopping list"

Reminders

"Alexa, set a reminder"

Alexa can help remind you about things.

Timers

"Alexa, set an egg timer for 3 minutes"

Set timers and also give your timers name

Alarms

"Alexa, set an alarm for 6:00am"

Alexa can wake you up and also let you snooze.

27

Introducing "Heads Up!" for Amazon Alexa!

"Heads Up!" is the fun and hilarious game from Ellen DeGeneres that she plays on her show!

Question of the Day

by Matchbox.io



"Alexa, ask Question of the Day."

"Alexa, ask Question of the Day to play a game."

"Alexa, ask Question of the Day about the Trivia Club."

Description

Every day, Question of the Day poses a new trivia question for you to respond to, from arts and entertainment to literature and science. Question

29

of the Day is a great way to both test and improve your cultural literacy.

Smart Life

by Tuya Inc.



"Alexa, turn on hallway light"

"Alexa, turn off hallway light"

"Alexa, set hallway light to 50 percent"

Description

Smart Life offers the most comprehensive voice controlled smart home experience with Alexa.

Control your home lighting and other devices hands free. Just say it, Smart Life will obey.

30

"Alexa, what's in the news?"

Description

Follow the latest news and breaking news for U.S., world, weather, entertainment, politics and health from CNN within Alexa's Flash Briefing.

After enabling this skill, say things like "Alexa, what's my flash briefing" or "Alexa, what's in the news" to hear your flash briefing.

More Information

Browse the Alexa Skills website [https://www.amazon.com/alexa-skills/b?ie=UTF8&node=13727921](https://www.amazon.com/alexa-skills/b?ie=UTF8&node=13727921011)

[011](#) or download the Alexa app to learn more.

Big Sky

by Philosophical Creations



"Alexa, open Big Sky."

"Alexa, ask Big Sky if it will rain in three hours."

"Alexa, ask Big Sky how much it will rain tomorrow?"

Description

Big Sky uses the Dark Sky API, to give hyper-local for hour-by hour forecasts tied to your actual street address, and locations around the world.

CNN Flash Briefing

by CNN Interactive Group, Inc.



"Alexa, what's my Flash Briefing?"

31

FCC Statement

This equipment has been tested and found to comply with the limits for a Class B digital device, pursuant to part 15 of the FCC rules. These limits are designed to provide reasonable protection against harmful interference in a residential installation. This equipment generates, uses and can radiate radio frequency energy and, if not installed and used in accordance with the instructions, may cause harmful interference to radio communications. However, there is no guarantee that interference will not occur in a particular installation. If this equipment does cause harmful interference to radio or television reception, which can be determined by turning the equipment off and on, the user is encouraged to try to correct the interference by one or more of the following measures:

- Reorient or relocate the receiving antenna.
- Increase the separation between the equipment and receiver.
- Connect the equipment into an outlet on a circuit different from that to which the receiver is connected.
- Consult the dealer or an experienced radio/TV technician for help.

To assure continued compliance, any changes or modifications not expressly approved by the party.

Responsible for compliance could void the user's authority to operate this equipment. (Example- use only shielded interface cables when connecting to computer or peripheral devices).

This equipment complies with Part 15 of the FCC Rules. Operation is subject to the following two conditions:

- (1) This device may not cause harmful interference, and
- (2) This device must accept any interference received, including interference that may cause undesired operation.

RF warning statement:

The device has been evaluated to meet general RF exposure requirement.
The device can be used in portable exposure condition without restriction.