

Quick Installation Guide

For product or function details, please go to www.tendacn.com.

WiFi Router

AC8/AC5

- WiFi router * 1
- Power adapter * 1
- Ethernet cable * 1
- Quick installation guide * 1

Package contents

- WiFi router * 1
- Power adapter * 1
- Ethernet cable * 1
- Quick installation guide * 1



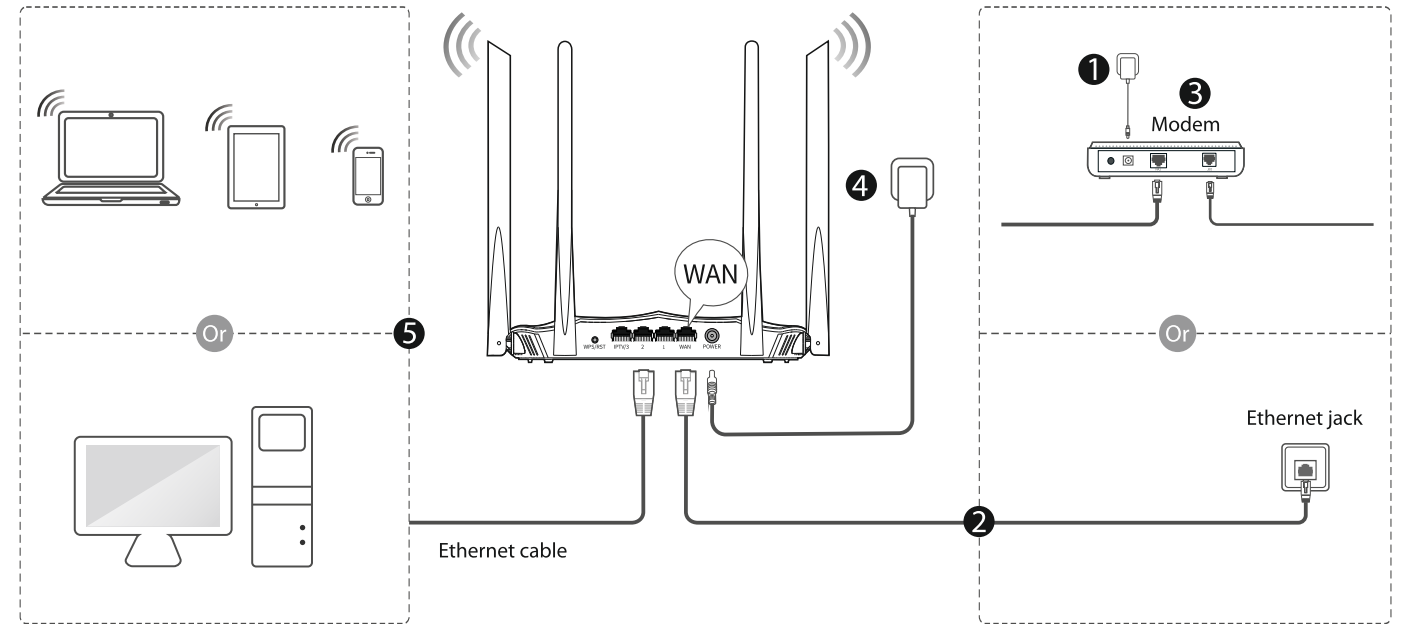
Scan to download the Tenda WiFi app, or get it on Google Play/App Store.

Step 1: Connect your devices.

- Power off your modem, and remove its battery (if any).
- Connect the WAN port of the router to a LAN port of your modem or to an Ethernet jack.
- Reinstall its battery, and power on your modem.
- Use the included power adapter to connect the router to a power source. The LED indicator lights solid on.
- Connect your devices to the router.

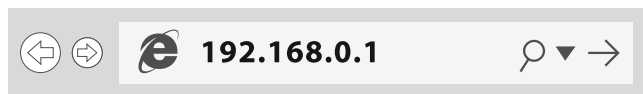
Wireless devices: Connect wireless devices to the WiFi network of the router using the default WiFi name specified on the bottom label of the router. By default, there is no WiFi password.

Wired devices: Connect wired devices to port IPTV/3, 1, 2 of the router.



Step 2: Set up the router for internet access.

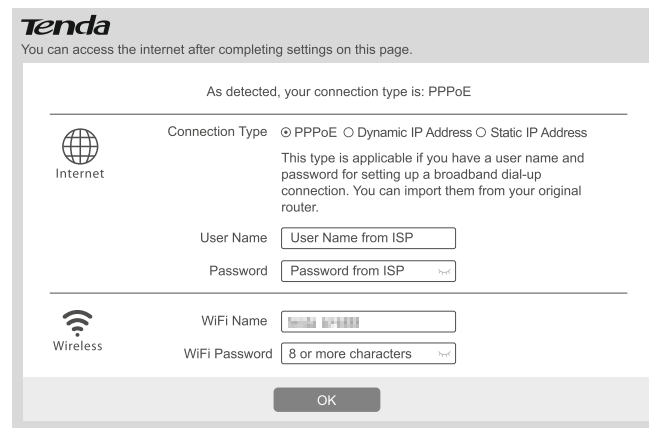
- Start a web browser on the device connected to the router. Enter **tendawifi.com** or **192.168.0.1** in the address bar, and press **Enter**.



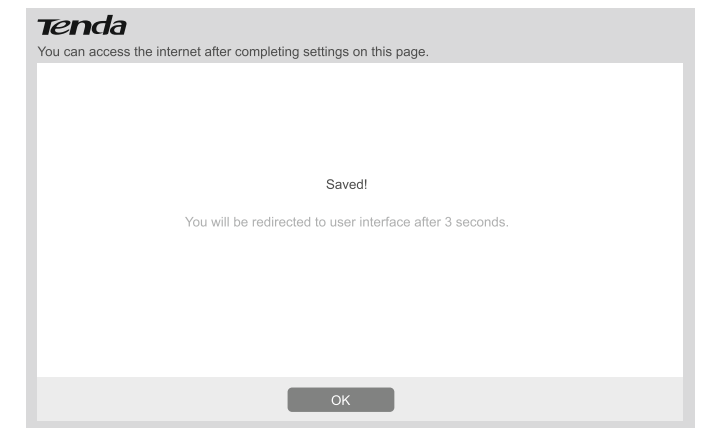
Tips

If you cannot log in to the web UI of the router, refer to **Q1** in **FAQ**.

- The router detects your internet connection type automatically. PPPoE is used for illustration here. Enter the **User Name** and **Password** provided by your ISP (Internet Service Provider).
- Customize your **WiFi Name** and **WiFi Password**, and click **OK**.



Done. You can enjoy the internet now.



Step 3: Access the internet.

Wireless devices: Connect your wireless devices to the WiFi network of the router using the WiFi name and WiFi password you set.

2.4 GHz WiFi name (SSID): The WiFi name you set here.

5 GHz WiFi name: The 2.4 GHz WiFi name plus a suffix **_5G**.



Tips

To modify the WiFi name and WiFi password, see **Q4** in **FAQ**.

Wired devices: Your wired devices connected to the router can access the internet directly now.