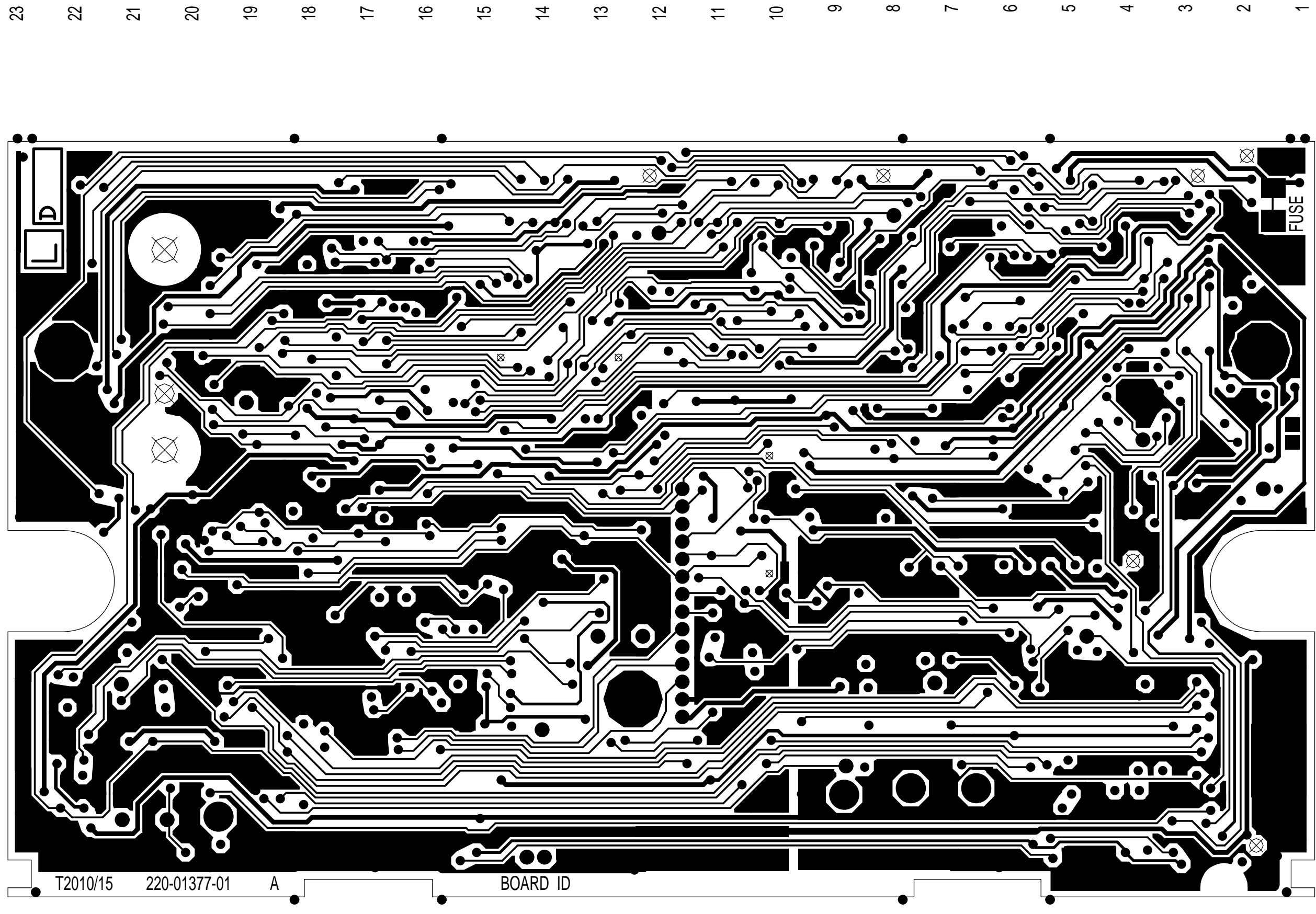



02A	DELETE #C950/INTERIM CHIP	RPS		14/04/97		
02A	UPDATE C903 TO SMD	RPS		07/04/97		
02A	UPDATED INTERFACE,RELAY PCB	RPS		07/04/97		
01A	ADD INTERIM CHIP PAD/RELAY CONN	RPS		28/01/97		
REV/ISS	AMENDMENTS	DRAWN	CHKD	D.O.	APVD	DATE

© TAIT ELECTRONICS			
TCXO SERIES 2			
T2000			
IPN:	ISSUE:	FILE NAME:	ID:
220-01389-02	A	138902A	2.SC. 1
PROJECT:	DESIGNER:	FILE DATE:	NO.SHEETS:
SERIES 2	RPS	14/04/97	1



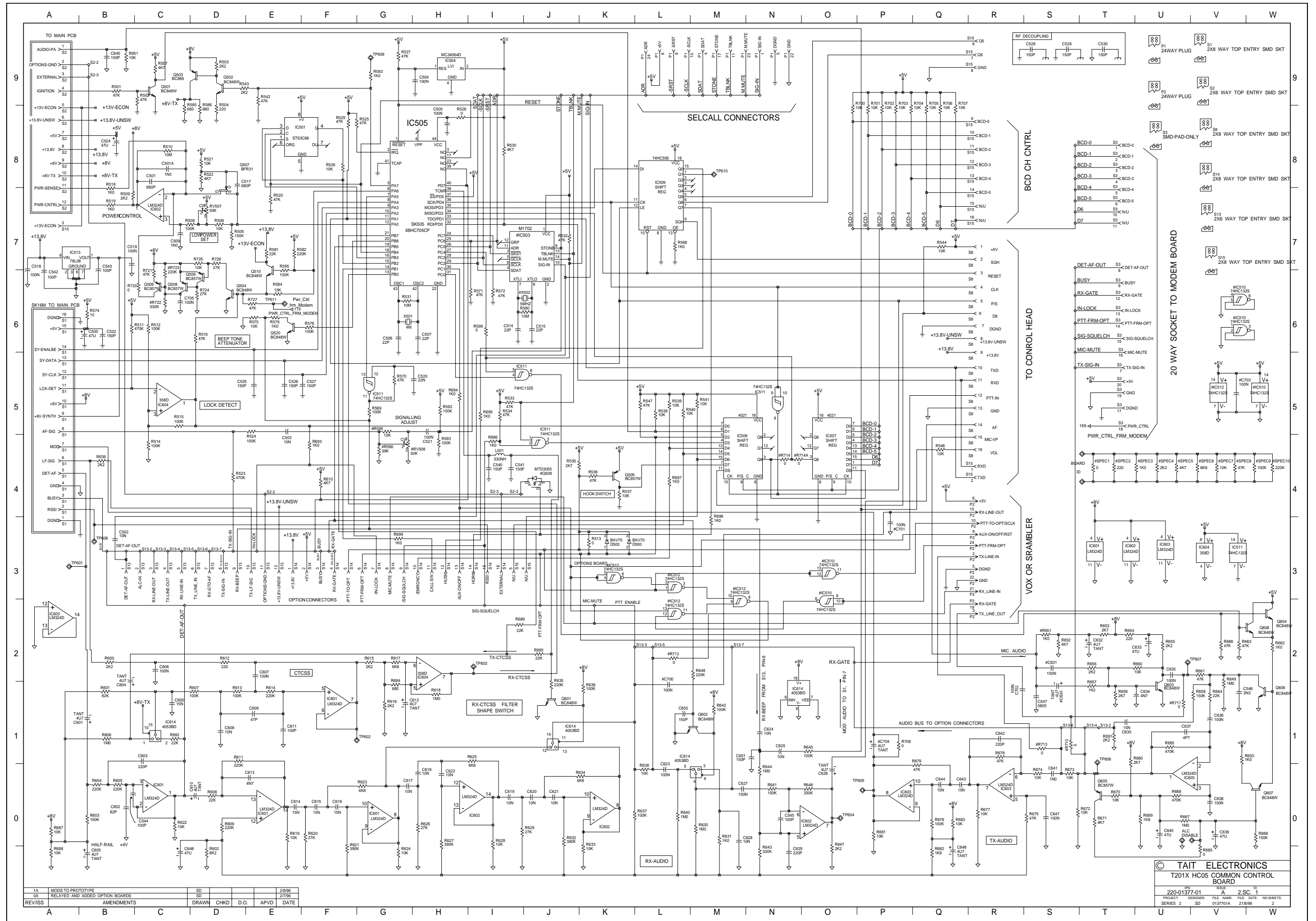
T2010 & T2015 HC05 Logic PCB Layout
Bottom Side
IPN 220-01377-01

23
22
21
20
19
18
17
16
15
14
13
12
11
10
9
8
7
6
5
4
3
2
1




A B C D E F G H J K L M N P

T2010 & T2015 HC05 Logic PCB Layout
Top Side
IPN 220-01377-01

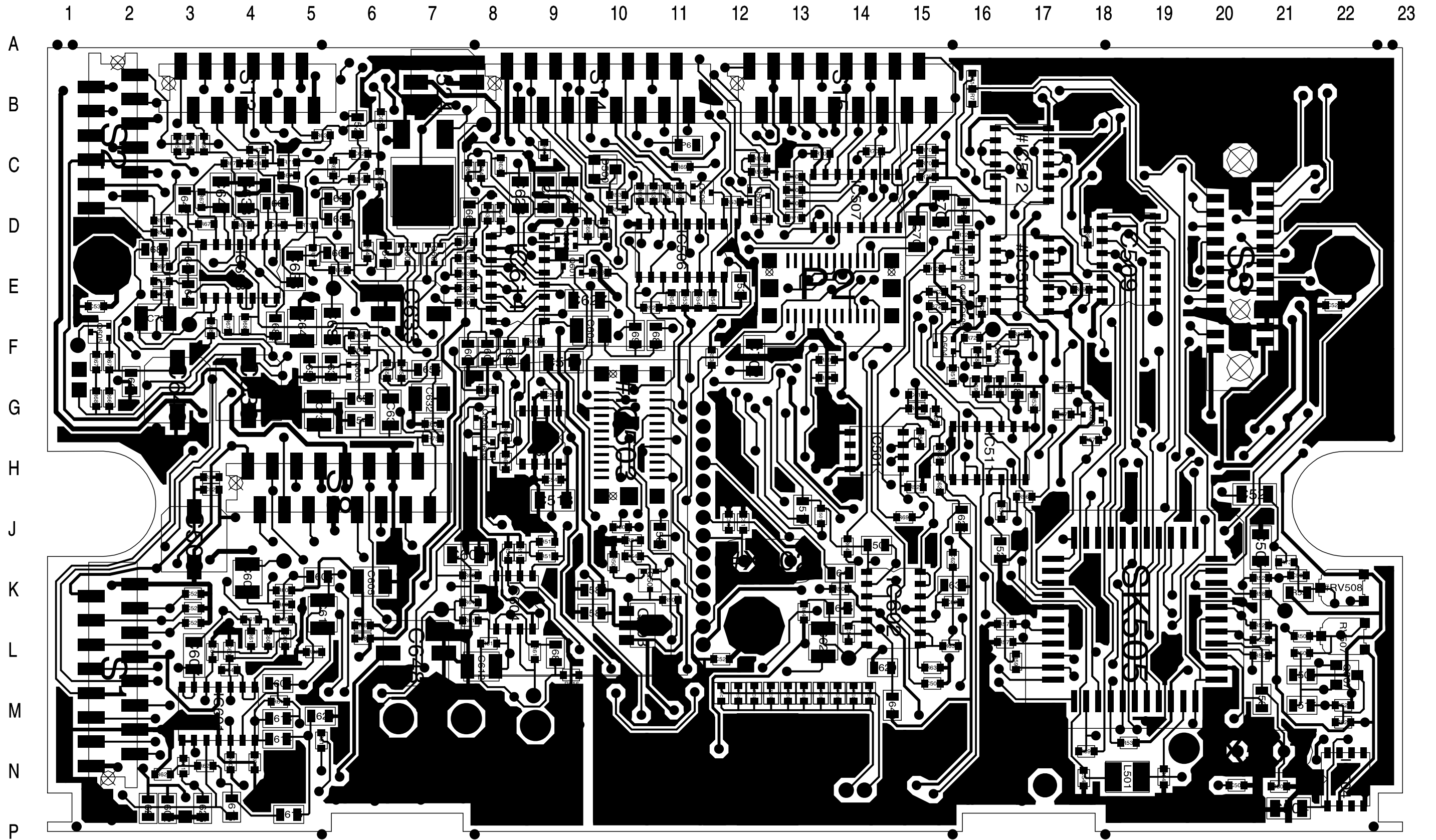


1A	MODS TO PROTOTYPE	SD		2/8/96		
0A	RELATED AND ADDED OPTION BOARDS	SD		2/7/96		
REVISION	AMENDMENTS	DRAWN	CHKD	D.O.	APVD	DATE

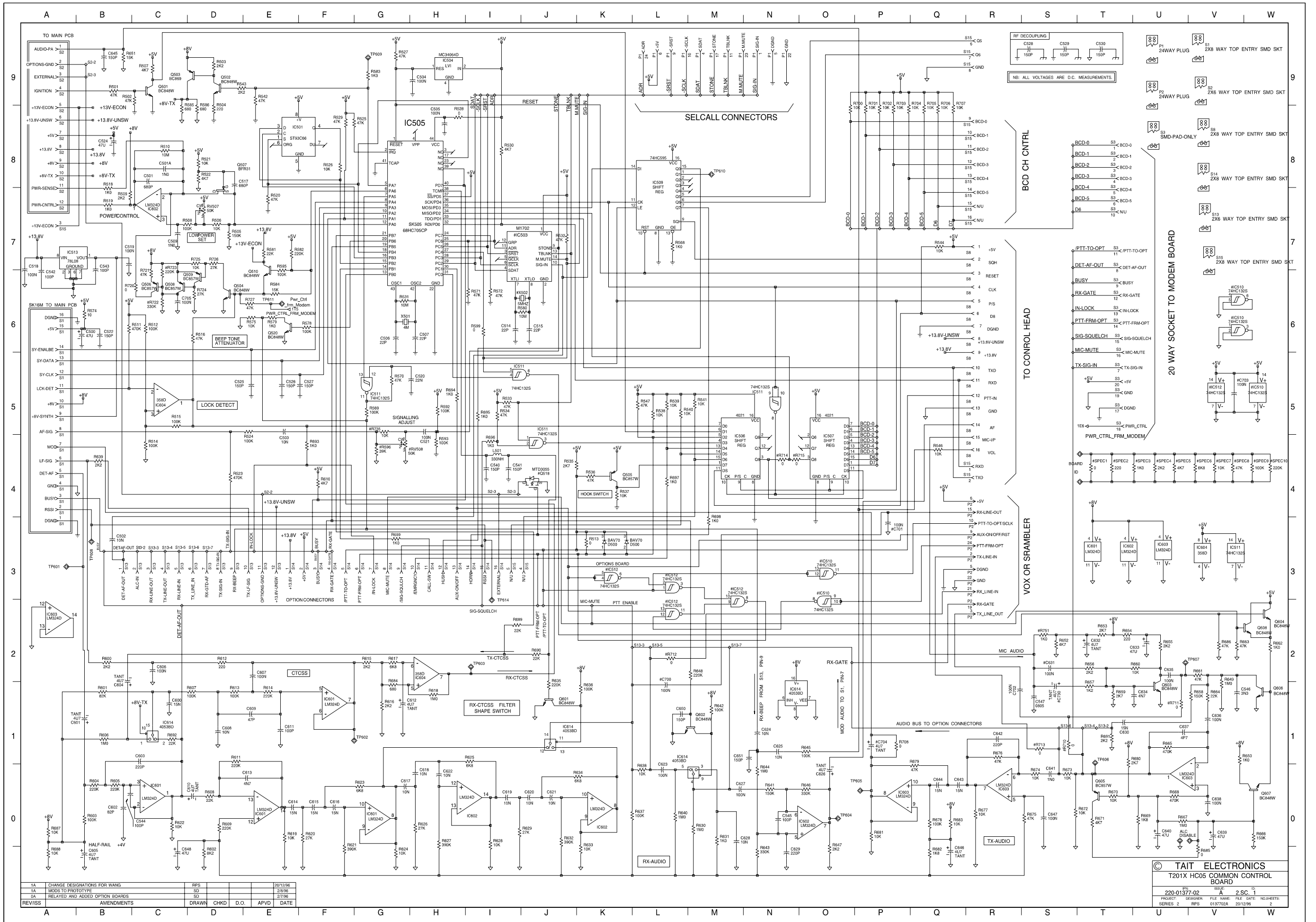
© TAIT ELECTRONICS
 T201X HC05 COMMON CONTROL BOARD
 IPN 220-01377-01
 PROJECT: DESIGNER: FILE NAME: DATE: NO SHEETS: 2
 SERIES: 2 SD 0137701A 2/8/96



T2010 & T2015 HC05 Logic PCB
Bottom Side Layout
IPN 220-01377-02



T2010 & T2015 HC05 Logic PCB
Top Side Layout
IPN 220-01377-02



1A	CHANGE DESIGNATIONS FOR WANG	RPS		2012/96		
1A	MODS TO PROTOTYPE	SD		2/96		
DA	RELATED AND ADDED OPTION BOARDS	SD		2/796		
REVISIONS	AMENDMENTS	DRAWN	CHKD	D.O.	APVD	DATE

© TAIT ELECTRONICS
 T201X HC05 COMMON CONTROL BOARD
 IPN 220-01377-02
 PROJECT: DESIGNER: FILE NAME: FILE DATE: NO. SHEETS: 2
 SERIES: 2 RPS: 01/17/2024 001/096 2

