

Targus®

PRESENTATION
REMOTE

User Guide

Introduction

Thank you for your purchase of the Targus Presentation Remote. This cordless remote offers true plug-n-play capability with no need for software drivers, whilst the long range 2.4 GHz technology allows for effective presentations up to 50 feet (15 m).

Contents

- Targus Presentation Remote
- Mini USB receiver
- 1 x AAA battery
- User guide

System Requirements

Hardware

- USB port

Operating System

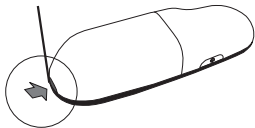
- Microsoft Windows® 2000
- Microsoft Windows® XP
- Microsoft Windows Vista®
- Microsoft Windows 7®
- Mac OS® X 10.4 or later

Setting Up Your Remote


Installing the Batteries

Press the battery cover release button to open the battery cover and carefully lift the cover as shown.

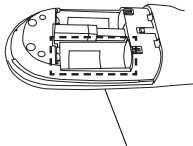
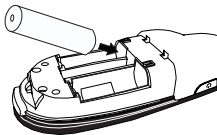
Battery cover
release button



Battery
Cover



Insert the supplied batteries, making sure the positive (+) and negative (-) ends of the batteries match the polarity indicators inside the battery compartment.




Spare battery compartment

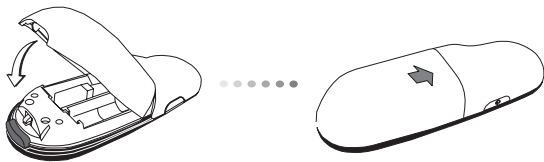


NOTE: THE SPARE BATTERY COMPARTMENT CAN BE USED TO STORE A BACK-UP BATTERY (NOT INCLUDED) FOR EMERGENCY POWER.

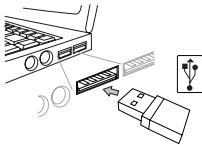
Remove the mini USB receiver stored inside the center compartment.



Slide the battery cover back into position until it “clicks” firmly into place.

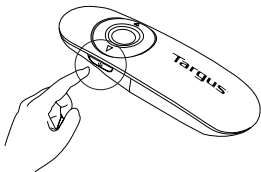


Synchronizing Your Remote

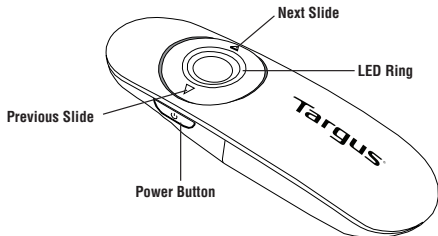


This remote is a plug-n-play device. It will automatically operate when the USB receiver is connected to the computer. Plug the mini USB receiver into any available USB port on your computer.

Turn on the remote by pressing and holding the on/off power button for 3 seconds.



Using your Remote



On	Press and hold for 3 seconds to turn on the remote. LED ring will turn green.
Off	Press and hold for 3 seconds to turn off the remote. LED ring will shut off.

Technical Support

For technical questions, please visit:

US

Australia

New Zealand

Internet: www.targus.com/support.asp

Internet: www.targus.com/au

Email: infoaust@targus.com

Telephone: 1800-641-645

Telephone: 0800-633-222

Product Registration

Targus recommends that you register your Targus accessory shortly after purchasing it. Go to:

<http://www.targus.com/registration.asp>

You will need to provide your full name, email address, country of residence and product information.

Warranty

Targus warrants this product to be free from defects in materials and workmanship for one year. If your Targus accessory is found to be defective within that time, we will promptly repair or replace it. This warranty does not cover accidental damage, wear and tear, or consequential or incidental loss. Under no conditions is Targus liable for loss of, or damage to devices; nor loss of, or damage to, programs, records, or data; nor any consequential or incidental damages, even if Targus has been informed of their possibility. This warranty does not affect your statutory rights.

Regulatory Compliance

This device complies with Part 15 of the FCC Rules. Operation is subject to the following two conditions: (1) This device may not cause harmful interference, and (2) This device must accept any interference received, including interference that may cause undesired operation.

FCC Statement

Tested to Comply

This equipment has been tested and found to comply with the limits of a Class B digital device, pursuant to Part 15 of the FCC Rules. These limits are designed to provide reasonable protection against harmful interference in a residential installation. This equipment generates, uses, and can radiate radio frequency energy and if not installed and used in accordance with the instructions, may cause harmful interference to radio communications. However, there is no guarantee that interference will not occur in a particular installation. If this equipment does cause harmful interference to radio or television reception, which can be determined by turning the equipment off and on, the user is encouraged to try to correct the interference by one or more of the following measures:

- Reorient or relocate the receiving antenna;
- Increase the separation between the equipment and receiver;
- Connect the equipment into an outlet on a circuit different from that to which the receiver is connected;
- Consult the dealer or an experienced radio/TV technician for help.

Changes or modifications not authorized by the party responsible for compliance could void the user's authority to operate this product.

Declaration of Conformity

Hereby, Targus, declares that this device is in compliance with the essential requirements and other relevant provisions of Directive 1999/5/EC.

Microsoft, Windows, and Windows Vista are either registered trademarks or trademarks of Microsoft Corporation in the United States and/or other countries. All trademarks and registered trademarks are the property of their respective owners. All rights reserved. Features and specifications are subject to change without notice. © 2009. Targus Group International, Inc. and Targus, Inc., Anaheim, CA 92806 USA