

Targus®

GREEN LASER PRESENTER

410-2554-001A / AMP21US

1 YEAR LIMITED WARRANTY: We pride ourselves on the quality of our products. For complete warranty details and a list of our worldwide offices, please visit www.targus.com. Features and specifications are subject to change without notice. Microsoft, Windows, Windows Vista and PowerPoint are registered trademarks or trademarks of Microsoft Corporation in the United States and/or other countries. All trademarks and registered trademarks are the property of their respective owners. ©2012 Targus Group International, Inc.



User Guide

Introduction

Congratulations on your purchase of the Targus Green Laser Presenter. This presenter features four control buttons that emulate the command keys in PowerPoint®. It offers true plug-and-play capability with no need for software drivers and the 2.4 GHz technology allows for effective presentations up to 50 feet (15 m).

Package Contents

- Green Laser Presenter
- Mini Wireless Receiver
- 2 x AAA batteries
- Userguide

System Requirements

Hardware

- USB interface

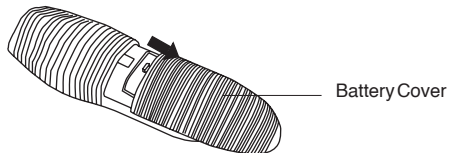
Operating System

- Microsoft Windows® 2000
- Microsoft Windows® XP
- Microsoft Windows Vista®
- Microsoft Windows® 7

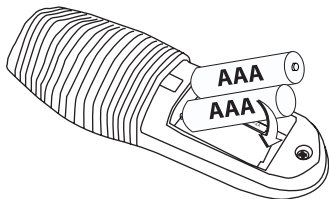
Setting up your Wireless Presenter

Installing the Battery

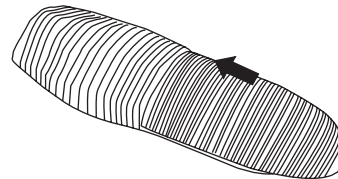
If the presenter is on, slide the on/off switch located on the side of the presenter to the "off" position.



Insert the supplied battery, making sure the positive (+) and negative (-) ends of the battery match the polarity indicators inside the battery compartment.



Slide the battery cover back into position until it "clicks" firmly into place.



Turn on the presenter.



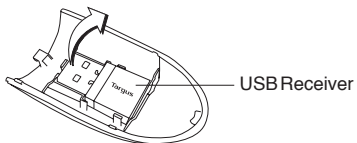
Connecting the Receiver

Plug the USB receiver into an open USB port on your computer. Your computer's operating system will identify the receiver and install the default driver.

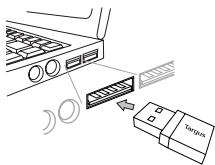
①



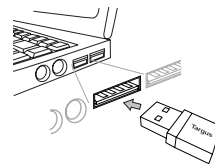
②



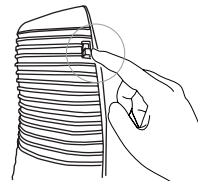
③



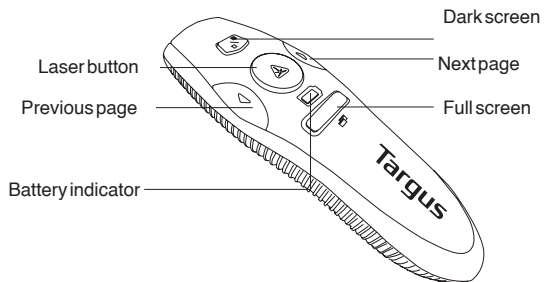
This remote is a plug and play device. It will automatically operate when the USB receiver is connected to the computer. Plug the mini USB receiver into any available USB port on your computer.



Turn on the remote by sliding the On/Off power button.



Using your Wireless Presenter



Battery Life Indicator

- During normal operation, the battery indicator light is green
- The battery indicator light will turn red when less than 30% of the battery power remains.
- When the power drops below 10%, the battery indicator light will start flashing red.
- To avoid performance issues, replace the batteries as soon as possible when the indicator light starts flashing.

Safety Measures

- To avoid possible eye damage, never point the presenter's laser at people, especially their faces, or look directly into the presenter's laser beam.
- Avoid pointing the presenter's laser beam at a mirror or other highly-reflective surface.
- Keep the presenter away from young children.
- Never view the presenter's laser beam using telescopic devices, such as a microscope or binoculars.
- Any attempt to disassemble, adjust or repair the presenter may result in exposure to laser light or other safety hazards.

Troubleshooting

What do I do if the response time of the presenter is slow or it intermittently stops working?

- Make sure that the presenter is within 50 feet (15 m) of its receiver.
- Increase the distance between the presenter's receiver and the base units of other wireless devices.
- Turn off any wireless devices and their base units that are near the presenter's receiver.
- Replace the battery.

Product Specification

Transmitter

RF	2.400GHz-2.483GHz
Battery Type	AAA battery
Effective RF Communication Range	15 metres max
RF output power	1 mW max
Power Consumption	30 mA max

Receiver

RF	2.400GHz-2.483GHz
Interface	USB 1.1/2.0
Power	USB Bus Powered 5V DC

Technical Support

For technical questions, please visit:

US

Australia

Internet: www.targus.com/support.asp

Internet: www.targus.com/au

Email: infoaust@targus.com

Telephone: 1800-641-645

New Zealand

Telephone: 0800-633-222

Product Registration

Targus recommends that you register your Targus accessory shortly after purchasing it. Go to:

<http://www.targus.com/registration.asp>

You will need to provide your full name, email address, country of residence and product information.

Warranty

Targus warrants this product to be free from defects in materials and workmanship for one year. If your Targus accessory is found to be defective within that time, we will promptly repair or replace it. This warranty does not cover accidental damage, wear and tear, or consequential or incidental loss. Under no conditions is Targus liable for loss of, or damage to devices; nor loss of, or damage to, programs, records, or data; nor any consequential or incidental damages, even if Targus has been informed of their possibility. This warranty does not affect your statutory rights.

Regulatory Compliance

This device complies with Part 15 of the FCC Rules. Operation is subject to the following two conditions: (1) This device may not cause harmful interference, and (2) This device must accept any interference received, including interference that may cause undesired operation.

FCC Statement Tested to Comply

This equipment has been tested and found to comply with the limits of a Class B digital device, pursuant to Part 15 of the FCC Rules. These limits are designed to provide reasonable protection against harmful interference in a residential installation. This equipment generates, uses, and can radiate radio frequency energy and if not installed and used in accordance with the instructions, may cause harmful interference to radio communications. However, there is no guarantee that interference will not occur in a particular installation. If this equipment does cause harmful interference to radio or television reception, which can be determined by turning the equipment off and on, the user is encouraged to try to correct the interference by one or more of the following measures:

- Reorient or relocate the receiving antenna;
- Increase the separation between the equipment and receiver;
- Connect the equipment into an outlet on a circuit different from that to which the receiver is connected;
- Consult the dealer or an experienced radio/TV technician for help.

Changes or modifications not authorized by the party responsible for compliance could void the user's authority to operate this product.

Declaration of Conformity

Hereby, Targus, declares that this device is in compliance with the essential requirements and other relevant provisions of Directive 1999/5/EC.

Microsoft, Windows, and Windows Vista are either registered trademarks or trademarks of Microsoft Corporation in the United States and/or other countries. All trademarks and registered trademarks are the property of their respective owners. All rights reserved. Features and specifications are subject to change without notice. ©2012 Targus Group International, Inc. and Targus, Inc.



Complies with EN 60825-1: 1994+A1+A2
and Complies with 21 CFR 1040.10 and
1040.11 except for deviation pursuant to
Laser Notice No.50, dated July 26, 2001.

AVOID EXPOSURE--HAZARDOUS ELECTROMAGNETIC RADIATION EMITTED FROM THIS APERTURE.

LASER RADIATION. DO NOT STARE INTO THE BEAM OR VIEW DIRECTLY WITH OPTICAL INSTRUMENTS. CLASS 2 LASER PRODUCT.

NEVER POINT A LASER BEAM INTO A PERSON'S EYES OR VIEW A LASER BEAM DIRECTLY, AS PROLONGED EXPOSURE CAN BE HAZARDOUS TO THE EYES. MOMENTARY EXPOSURE FROM A LASER POINTER, SUCH AS AN INADVERTENT SWEEP OF THE LIGHT ACROSS A PERSON'S EYES, MAY CAUSE TEMPORARY FLASH BLINDNESS SIMILAR TO THE EFFECT OF A CAMERA FLASH BULB. ALTHOUGH THIS CONDITION IS TEMPORARY, IT CAN BECOME MORE DANGEROUS IF THE EXPOSED PERSON IS ENGAGED IN A VISION-CRITICAL ACTIVITY SUCH AS DRIVING.

CAUTION: ANY CHANGES OR MODIFICATIONS NOT EXPRESSLY APPROVED BY THE PARTY RESPONSIBLE FOR COMPLIANCE COULD VOID THE USER'S AUTHORITY TO OPERATE THE EQUIPMENT.

THIS DEVICE AND ITS ANTENNA(S) MUST NOT BE CO-LOCATED OR OPERATING IN CONJUNCTION WITH ANY OTHER ANTENNA OR TRANSMITTER. YOUR DEVICE CONTAINS A LOW POWER TRANSMITTER. WHEN DEVICE IS TRANSMITTED IT SENDS OUT RADIO FREQUENCY (RF) SIGNAL. *NOTE: THE MANUFACTURER IS NOT RESPONSIBLE FOR ANY RADIO OR TV INTERFERENCE CAUSED BY UNAUTHORIZED MODIFICATIONS TO THIS EQUIPMENT. SUCH MODIFICATIONS COULD VOID THE USER'S AUTHORITY TO OPERATE THE EQUIPMENT.*