

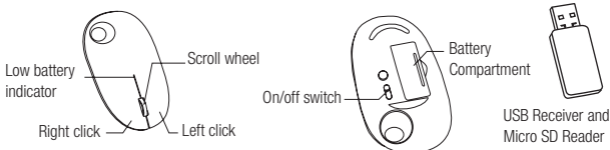
Targus

Ultralife™

Wireless Mouse

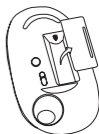
With Micro SD Reader

User Guide



Using your Wireless Mouse with SD Reader

1. Prior to use, remove the battery cover located on the bottom of your device and insert the provided AA battery.



2. Connecting to your computer is easy. Simply plug the USB receiver into an available USB port on your laptop, Ultrabook, or desktop, then slide the power switch to ON.


For your convenience, this device is plug and play, and will automatically operate when connected.

System Requirements.

- Microsoft Windows Vista®, Windows® 7, Windows® 8
- Mac OS® X 10.4 to 10.8

Easy Access to Memory Anywhere

1. Keeping data handy has never been easier. To use Card Reader, simply insert any Micro SD card (like one from a smartphone) into the slot located in the wireless receiver.



2. Once the Micro SD card is in place, you can view, save, or transfer information like you would with a flash drive.

Technical Support

For technical questions, please visit:

US	Internet: www.targus.com/support.asp
Australia	Internet: www.targus.com/au Email: infoaust@targus.com Telephone: 1800-641-645
New Zealand	Telephone: 0800-633-222

Product Registration

Targus recommends that you register your Targus accessory shortly after purchasing it. Go to:

<http://www.targus.com/registration.asp>

You will need to provide your full name, email address, country of residence and product information.

ONE YEAR WARRANTY

1. Targus warrants to the original purchaser that its products are free from defects in materials and workmanship for one year. This warranty is limited to defects, materials and workmanship. 2. The benefits to the consumer given by the warranty are in addition to other rights and remedies of the consumer under law in relation to the goods to which the warranty relates. 3. The warranty is given by (i) Targus Australia, (ii) Targus Australia's business address is: 117-119 Bowden Street, Meadowbank, NSW 2114 Australia, (iii) Targus Australia's telephone number is 1800 641 645, Email: infoaust@targus.com (iv) To make a warranty claim for goods purchased in New Zealand, the telephone number is: 0800 633 222, or the goods may be returned to the supplier in New Zealand. 4. What the purchaser must do to entitle the purchaser to claim warranty:- (i) The purchaser must call the telephone number for Australia or New Zealand set out above, (ii) The purchaser must provide the purchaser's name, daytime contact number, business hours delivery address, the Targus model number on the product, date and place of purchase with receipt for purchase if required, and describe the fault condition. 5. What Targus must do:- (i) Targus will provide the purchaser with store return information or a return authorisation so that the purchaser may return the product for warranty inspection, (ii) If after inspection Targus finds the product is defective in materials or workmanship, Targus shall replace (or repair) the defective product at the discretion of Targus and ship the product from Targus warehouse at its expense within three business days (Monday to Friday excluding public holidays) of receiving the returned goods. If the product is no longer available Targus reserves the right to replace with the nearest corresponding product of no lesser quality, (iii) Targus will bear the cost of return delivery to the purchaser regardless of the inspection test result. The purchaser must bear the cost of the delivery to Targus. There is no charge for inspection. 6. Our goods come with guarantees that cannot be excluded under the Australian Consumer Law. You are entitled to a replacement or refund for a major failure and for compensation for any other reasonable foreseeable loss or damage. You are also entitled to have the goods repaired or replaced if the goods fail to be of acceptable quality and the failure does not amount to a major failure. 7. Please note: (i) Features and specifications of all Targus products are subject to change without notification, (ii) In some instances: Goods presented for repair may be replaced by refurbished goods of the same type rather than being repaired. Refurbished parts may be used to repair the goods, (iii) If goods accepted for repair retain user-generated data: During the process of repair some or all of your stored data may be lost. Please ensure that you have saved this data elsewhere prior to repair.

Regulatory Compliance

This device complies with Part 15 of the FCC Rules. Operation is subject to the following two conditions: (1) This device may not cause harmful interference, and (2) This device must accept any interference received, including interference that may cause undesired operation.

FCC Statement

Tested to Comply

This equipment has been tested and found to comply with the limits of a Class B digital device, pursuant to Part 15 of the FCC Rules. These limits are designed to provide reasonable protection against harmful interference in a residential installation. This equipment generates, uses, and can radiate radio frequency energy and if not installed and used in accordance with the instructions, may cause harmful interference to radio communications. However, there is no guarantee that interference will not occur in a particular installation. If this equipment does cause harmful interference to radio or television reception, which can be determined by turning the equipment off and on, the user is encouraged to try to correct the interference by one or more of the following measures:

- Reorient or relocate the receiving antenna;
- Increase the separation between the equipment and receiver;
- Connect the equipment into an outlet on a circuit different from that to which the receiver is connected;
- Consult the dealer or an experienced radio/TV technician for help.

Changes or modifications not authorized by the party responsible for compliance could void the user's authority to operate this product.

Declaration of Conformity

Hereby, Targus, declares that this device is in compliance with the essential requirements and other relevant provisions of Directive 1999/5/EC.