

Coleman

COLEMAN® PATIO & TABLE LAMP/LAMPE DE TERRASSE ET TABLE COLEMAN®

5-Year Limited Warranty

The Coleman Company, Inc. ("Coleman") warrants that for a period of five years from the date of original retail purchase, this product will be free from defects in material and workmanship. Coleman, at its option, will repair or replace this product or any component of the product found to be defective during the warranty period. Replacement will be made with a new or remanufactured product or component. If the product is no longer available, replacement may be made with a similar product of equal or greater value. No warranty is provided for batteries and light bulbs. This is your exclusive warranty.

This warranty is valid for the original retail purchaser from the date of initial retail purchase and is not transferable. Keep the original sales receipt. Proof of purchase is required to obtain warranty performance. Coleman dealers, service centers or retail stores selling Coleman® products do not have the right to alter, modify or in any way change the terms and conditions of this warranty.

What This Warranty Does Not Cover

This warranty does not cover normal wear of parts, parts that are not genuine Coleman® parts, or damage resulting from any of the following: negligent use or misuse of the product; use on improper voltage or current; commercial use of the product; use contrary to the operating instructions or disassembly, repair or alteration by anyone other than Coleman or an authorized service center. Further, the warranty does not cover Acts of God, such as fire, flood, hurricanes and tornadoes. Warranty void if damage to product results from the use of a part other than a genuine Coleman® part.

COLEMAN SHALL NOT BE LIABLE FOR DEFECTS THAT ARE CAUSED BY THE USE OF UNAUTHORIZED PARTS OR SERVICE. COLEMAN SHALL NOT BE LIABLE FOR ANY INCIDENTAL OR CONSEQUENTIAL DAMAGES CAUSED BY THE BREACH OF ANY EXPRESS OR IMPLIED WARRANTY OR CONDITIONS. EXCEPT TO THE EXTENT PROHIBITED BY APPLICABLE LAW, ANY IMPLIED WARRANTY OF MERCHANTABILITY OR FITNESS FOR A PARTICULAR PURPOSE IS LIMITED IN DURATION TO THE DURATION OF THE ABOVE WARRANTY OR CONDITIONS. SOME STATES, PROVINCES, OR JURISDICTIONS DO NOT ALLOW THE EXCLUSION OR LIMITATION OF INCIDENTAL OR CONSEQUENTIAL DAMAGES OR LIMITATIONS ON HOW LONG AN IMPLIED WARRANTY LASTS, SO THE ABOVE LIMITATIONS OR EXCLUSION MAY NOT APPLY TO YOU. THIS WARRANTY GIVES YOU SPECIFIC LEGAL RIGHTS, AND YOU MAY ALSO HAVE OTHER RIGHTS THAT VARY FROM STATE TO STATE OR PROVINCE TO PROVINCE.

How to Obtain Warranty Service

Take the product to an authorized Coleman service center.

You can find the nearest authorized Coleman service center by visiting www.coleman.com or calling 1-800-835-3278 or TDD 316-832-8707 in the United States or 1 800 387-6161 in Canada. If a service center is not conveniently located, attach to the product a tag that includes your name, address, daytime telephone number and description of the problem. Include a copy of the original sales receipt. Carefully package the product and send either by **courier** or **insured mail** with shipping and insurance prepaid to:

For products purchased in the United States:

The Coleman Company, Inc.
3600 North Hydraulic
Wichita, KS 67219

For products purchased in Canada:



Sunbeam Corporation (Canada) Limited
DBA Jarden Consumer Solutions
5975 Falbourne Street
Mississauga, Ontario, Canada L5R 3V8

The costs of transporting the product to Coleman or an authorized service center for warranty service is the responsibility of the purchaser.

DO NOT RETURN THIS PRODUCT TO THE PLACE OF PURCHASE.

If you have any questions regarding this warranty please call 1-800-835-3278 or TDD 316-832-8707 in the United States or 1 800 387-6161 in Canada.



©2006 The Coleman Company, Inc. All rights reserved.
Coleman®, , and  are registered trademarks of The Coleman Company, Inc.

12/2006 Rev

Coleman

COLEMAN® PATIO & TABLE LAMP/LAMPE DE TERRASSE ET TABLE COLEMAN®

How to Use and Enjoy Your Coleman®

RECHARGEABLE

PATIO & TABLE LAMP

Profitez au maximum de votre lampe Coleman®

RECHARGEABLE

POUR TERRASSE ET TABLE



Model 4348 Series
Modèle de la série 4348

Carefully read all instructions before use and save for future reference.

TO CHARGE BATTERY

When the battery is fully discharged, it will take 16 to 18 hours to fully recharge. To obtain maximum performance, charge for 18 hours for the first three cycles. Always charge the battery immediately after use whenever possible. Charge indoors using household source. On a full charge, the continuous run time is up to 6 hours. Total run time will increase if the unit is turned on and off intermittently.

Do not leave the table lamp turned on after the battery has stopped, as overdischarging the battery can cause problems in recharging the battery to a full charge. If this does occur, immediately switch the table lamp off and recharge for 40 hours. After an extended period of storage (more than 6 months), recharge for the full 16 hours or more.

The 120-volt AC adaptor is stored inside the base of the unit. There is a small door that is accessible on bottom of base. To open, push in on the tab and lift door. (Fig. 1)

To recharge battery, plug the "L" shaped end on the plug into the AC jack located on the bottom of the table lamp base (Fig. 2) and then plug the AC adaptor into a 120-volt wall outlet (Fig. 3).

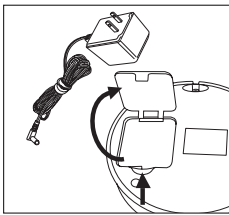


Fig. 1

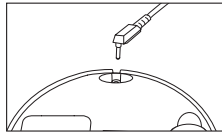


Fig. 2

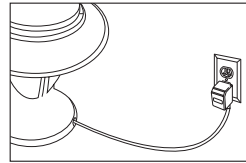


Fig. 3

This table lamp is equipped with a charging light feature. While charging, light will glow "red". When light turns to "green" the Table lamp is fully charged.

NOTE: The switch must be turned to the "OFF" position while charging (Fig. 5). Light will not operate when plugged into AC wall outlet.

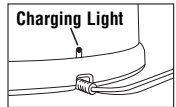


Fig. 4



Fig. 5

TO CHANGE FLUORESCENT TUBE

NOTE: This lantern uses a 9-watt Fluorescent U-Tube (See Parts List for replacement #).

1. Make sure lantern is in "OFF" position. (Fig. 6)
2. With table lamp in normal upright position, remove top cover by lifting up the handle and turning top counterclockwise to loosen. (Fig. 7)

NOTE: Grasp handle as shown in Fig. 7 to prevent damage to the lamp when removing top.



Fig. 6

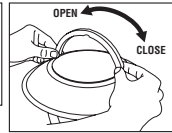
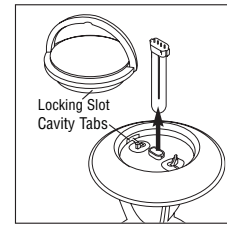


Fig. 7

TO CHANGE FLUORESCENT TUBE (continued)

3. Lift up on fluorescent tube to remove. (Fig. 8)
4. Insert new fluorescent tube.
5. Insert locking slots on edges of top cover into tabs on edges of lighting cavity and turn clockwise to lock. (Fig. 7)

NOTE: Grasp handle as shown in Fig. 7 to prevent damage to the lamp when removing top.



Locking Slot
Cavity Tabs

Fig. 8

OPERATING INSTRUCTIONS FOR REMOTE CONTROL

NOTE: Remote transmitter is stored on bottom of lamp base.

1. To operate table lamp with remote control, move switch ON BASE to the "REMOTE" SETTING. (Fig. 9)
2. Press button on transmitter to turn lamp "ON". Press a second time to turn table lamp "OFF".
3. To change battery in remote, remove 3 screws from back of transmitter and install new 12v, 23AA alkaline battery. (Fig. 10)



Fig. 9

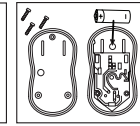


Fig. 10

This device complies with Part 15 of the FCC Rules. Operation is subject to the following two conditions: (1) This device may not cause harmful interference, and (2) This device must accept any interference received, including interference that may cause undesired operation.

Warning: Changes or modifications to this unit not expressly approved by the party responsible for compliance could void the user's authority to operate this equipment.

This device complies with Part 18 of the FCC Rules.

NOTE: This equipment has been tested and found to comply with the limits for a Class B digital device, pursuant to Part 15 of the FCC Rules. These limits are designed to provide reasonable protection against harmful interference in a residential installation. This equipment generates, uses and can radiate radio frequency energy and, if not installed and used in accordance with the instructions, may cause harmful interference to radio communications.

However, there is no guarantee that interference will not occur in a particular installation. If this equipment does cause harmful interference to radio or television reception, which can be determined by turning the equipment off and on, the user is encouraged to try to correct the interference by one or more of the following measures:

- Reorient or relocate the receiving antenna.
- Increase the separation between equipment and receiver.
- Connect the equipment into an outlet on a circuit different from that which the receiver is needed.
- Consult the dealer or an experienced radio/TV technician for help.

Note: This product may cause interference to radio equipment and should not be installed near maritime safety communications equipment or other critical navigation or communication equipment operating between 0.45-30 MHz.

The Responsible Party information as below:

- Applicant name in full: The Coleman Company, Inc.
- Address: 3600 N. Hydraulic, Wichita, KS 67219
- Contact in USA: Rex Weigand / Director of Product Safety & Compliance
- Phone: (316) 832-3056
- Fax: (316) 832-6193
- Email address: RWeigand@coleman.com

THINGS YOU SHOULD KNOW

1. Operating time for this lamp depends on whether it is run continuously or intermittently. Intermittent operation extends the run time.
2. In cold temperatures, the fluorescent tube is more difficult to light and may be dim until it warms up. Below 20°F (-7°C), the tube may not light.
3. When the fluorescent tube is not lit to full brilliance, the battery should be charged. If this is not done and table lamp is used, the tube will become blackened.
4. To clean the outside of the table lamp globe, use only a damp cloth and mild dishwashing liquid. Avoid excessive water and strong cleaner which can damage lamp.
5. The battery used in this unit is a high quality, sealed lead-acid 6V 4.5AH rechargeable battery. This battery should never leak acid or corrosive materials. It is designed for slower drain and longer operating time.



RECHARGEABLE BATTERY MUST BE RECYCLED OR DISPOSED OF PROPERLY.
See recycling information that came with your Coleman Battery Table Lamp.