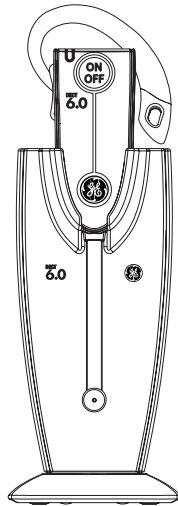


Quick Set-Up Guide for Optional/Additional Model 28103 DECT 6.0 Cordless Headset



for use with Systems 28122,
28128 and 28132 Series

Interference Information

This device complies with Part 15 of the FCC Rules. Operation is subject to the following two conditions: (1) This device may not cause harmful interference; and (2) This device must accept any interference received, including interference that may cause undesired operation.

This equipment has been tested and found to comply with the limits for a Class B digital device, pursuant to Part 15 of the FCC Rules. These limits are designed to provide reasonable protection against harmful interference in a residential installation.

This equipment generates, uses, and can radiate radio frequency energy and, if not installed and used in accordance with the instructions, may cause harmful interference to radio communications. However, there is no guarantee that interference will not occur in a particular installation.

Privacy of Communications may not be ensured when using this product.

If this equipment does cause harmful interference to radio or television reception, which can be determined by turning the equipment off and on, the user is encouraged to try to correct the interference by one or more of the following measures:

- Reorient or relocate the receiving antenna (that is, the antenna for radio or television that is "receiving" the interference).
- Reorient or relocate and increase the separation between the telecommunications equipment and receiving antenna.
- Connect the telecommunications equipment into an outlet on a circuit different from that to which the receiving antenna is connected.

If these measures do not eliminate the interference, please consult your dealer or an experienced radio/television technician for additional suggestions. Also, the Federal Communications Commission has prepared a helpful booklet, "How To Identify and Resolve Radio/TV Interference Problems." This booklet is available from the U.S. Government Printing Office, Washington, D.C. 20402. Please specify stock number 004-000-00345-4 when ordering copies.

Notice: The changes or modifications not expressly approved by the party responsible for compliance could void the user's authority to operate the equipment.

Hearing Aid Compatibility (HAC)

This telephone system meets FCC standards for Hearing Aid Compatibility.

Model 28103
xxxxxxx (Rev.x DOM E)
xx-xx
Printed in China



Thomson Inc.
10330 North Meridian Street
Indianapolis, IN 46290
© 2006 Thomson Inc.
Trademark(s) ® Registered
Marca(s) Registrada(s)

FCC RF Radiation Exposure Statement

This equipment complies with FCC RF radiation exposure limits set forth for an uncontrolled environment. This equipment should be installed and operated with a minimum distance of 20 centimeters between the radiator and your body. This transmitter must not be co-located or operated in conjunction with any other antenna or transmitter.

WARNING: TO PREVENT FIRE OR ELECTRICAL SHOCK HAZARD, DO NOT EXPOSE THIS PRODUCT TO RAIN OR MOISTURE.

 THE LIGHTNING FLASH AND ARROW HEAD WITHIN THE TRIANGLE IS A WARNING SIGN ALERTING YOU OF "DANGEROUS VOLTAGE" INSIDE THE PRODUCT.	CAUTION: RISK OF ELECTRIC SHOCK DO NOT OPEN CAUTION: TO REDUCE THE RISK OF ELECTRIC SHOCK, DO NOT REMOVE COVER (OR BACK). NO USER SERVICEABLE PARTS INSIDE. REFER SERVICING TO QUALIFIED SERVICE PERSONNEL.	 THE EXCLAMATION POINT WITHIN THE TRIANGLE IS A WARNING SIGN ALERTING YOU OF IMPORTANT INSTRUCTIONS ACCOMPANYING THE PRODUCT.
SEE MARKING ON BOTTOM/BACK OF PRODUCT		

Introduction

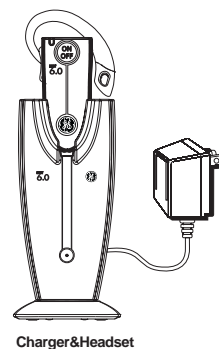
CAUTION: When using telephone equipment, there are basic safety instructions that should always be followed. Refer to the **IMPORTANT SAFETY INSTRUCTIONS** provided with this product and save them for future reference.

IMPORTANT: If you have purchased an extra headset apart from your original purchased unit you may find a detailed description of its functions in the User's Guide provided with your original purchased unit.

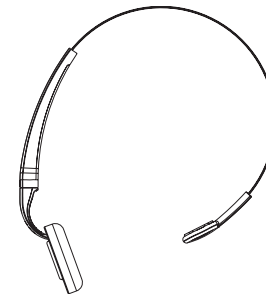
If you have purchased an extra headset that is not of the same type as your original handset you may still use the original User's Guide to help explain the new handsets basic functions and options.

Parts Checklist

Make sure your package includes the items shown here.



Charger&Headset



Headband

Charging Cradle

1. Plug the AC power converter of the charging cradle into the electrical outlet.
2. Place the headset in the charging cradle. The red LED turns on, verifying the battery is charging.
3. Allow the phone to charge for 16 hours prior to first use.

Registration

Your packaged headset is already registered to its base station, you can use it immediately.

It is not recommended that a headset be registered again unless absolutely necessary. Before register headset to the base, you must clear registration record first, please follow below steps to de-register a headset from base.

De-registration

1. Press and hold the **ON/OFF** button more than 3 seconds, the green LED will blink.
2. Press **<volume+>** button 3 times and then press **ON/OFF** button.
3. When the headset is successfully de-registered, the green LED turns off.

Register headset to the base

1. Press and hold the **ON/OFF** button more than 3 seconds.
2. Press **<volume->** button 3 times and then press **ON/OFF** button until the green LED on headset flashes rapidly.
3. Press and hold the page button on base.
4. The green LED will turn off when the registration is complete.

Service

If trouble is experienced with this equipment, for repair or warranty information, please contact customer service at **1-800-448-0329**. If the equipment is causing harm to the telephone network, the telephone company may request that you disconnect the equipment until the problem is resolved.

This product may be serviced only by the manufacturer or its authorized service agents. Changes or modifications not expressly approved by Thomson Inc. could void the user's authority to operate this product. For instructions on how to obtain service, refer to the warranty included in this guide or call customer service at **1-800-448-0329**. Or refer inquiries to:

Thomson Inc.
Manager, Consumer Relations
P O Box 1976
Indianapolis, IN 46206

Attach your sales receipt to the booklet for future reference or jot down the date this product was purchased or received as a gift. This information will be valuable if service should be required during the warranty period.

Purchase date _____

Name of store _____