

Mini Wireless Earphone A02
Trade Mark: Baseus
Model: Baseus Encok A02

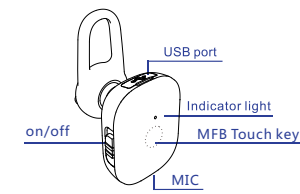
Enjoy the Freedom
 Follow Your Heart

Product Description

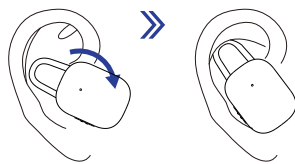
Version: Bluetooth V4.2
 Charging method: Power supply with output of DC5V
 Battery type: Rechargeable lithium-ion polymer battery
 Bluetooth power class: Class 2
 Profile supported: AVRCP V1.4, HFP V1.6, A2DP V1.2, HSP V1.2
 Talk time: Up to 4.5 hours
 Listen time: Up to 4 hours
 Standby time: 100 hours

- Play audio file from a mobile phone, laptop or other Bluetooth device connected with it. (AV dongle: General BT dongle)
- Play audio files from a PC after connected with its BT dongle, and also support wireless internet voice chat through QQ, MSN and SKYPE.

A Headset overview

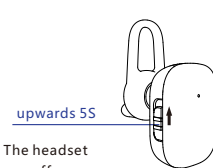


B Wearing



Insert the ear bud, and rotate the headset to achieve an optimal fit.

C



NOTE: The headset will power off automatically 3 minutes without connection.

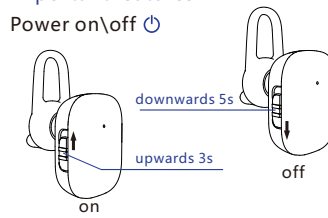
Power on - Push the Power on/off button upwards 5s, the blue and red light flashes, and you'll hear "power on"



Turn on Bluetooth on your mobile, find the Model No. of the Headset, and connect. Turn off Bluetooth of the first mobile, and repeat the step above to connect with the second mobile.

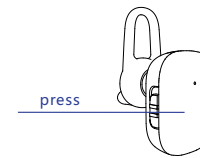
Important features

Power on/off



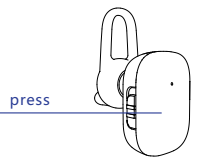
Power on - Push the Power on/off button upwards 5s, the blue light flashes 3 times, and you'll hear "power on"
 Power off - Push the Power on/off button downwards 5s, the red light flashes 3 times, and you'll hear "power off"

Answer a call



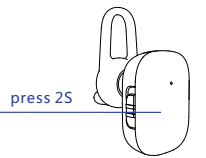
Answer by your phone or tap the TPC

End a call



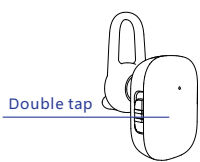
End by your phone or tap the TPC

Reject a call



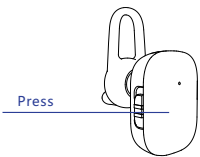
Reject by your phone or press the TPC for 2s

Language switching



Double tap the TPC button to switch between EN and CN language prompt under pairing mode (indicator light flashes red and blue alternatively).

Play music



Play music - Press the TPC to play/pause music under music playing status;

Warning:

- Use and keep the Headset under ambient temperatures;
- Don't throw it in case product damage caused;
- Don't disassemble, repair or alter the Headset;
- Don't clean the Headset with chemical solvent;
- Use a USB charger of DC5V to charge the Headset if necessary;
- Don't discard the Headset at random, or put it into fire or high temperature environment (60°C/140°F) in case of danger.

Voice prompt

- You will hear "power on" when the Headset is powered on.
- You will hear "power off" when the Headset is powered off.
- You will hear "connected" when the Headset is paired.
- You will hear "low battery" when the Headset is in low power status.

Service Regulations:

Service Regulations:

1. Notice: Please carefully read the User Manual before using the Headset.
2. Guaranteed replacement: Within the guaranteed period (7 days after purchasing), replacement or free repairing may be offered for product malfunction caused non-artificially under normal use, provided that the specific malfunction is tested and confirmed. Contact the authorized distributor for replacement handling.
3. Warranty: Within the period of warranty, free repairing service may be offered for malfunction caused non-artificially under normal use (one year warranty for the headset itself).
4. Repairing charge: One to three years after purchasing, the product may be repaired if malfunction occurs, but parts cost, transport freight and labor cost shall be assumed by the customer.
5. The following circumstances are not covered by the free warranty services, but we provide paid services:
 - ① The period of warranty expires;

- ② The warranty card is altered, or serial number inconsistent;
- ③ Product damage caused by unforeseen factors or artificially;
- ④ Invalid warranty card but valid invoice (unless product may be certified within the warranty period);
- ⑤ Malfunction or damage caused by force majeure, such as earthquake, fire, flood, or thunder-strike;
- ⑥ Disassemble, repair or alter the product without our permission.

Explanations:

1. The purchasing date shall be subject to the date written in this manual or the invoice, or subject to the production date if no valid certificate is provided.
2. The subjective differences such as the tune and tone are not acknowledged as the quality problem.
3. The product shell, user manual and the package are not covered by warranty.
4. Headset stopped production shall only be provided with repairing service.

5. We will not undertake any liability for undertakings made by the distributor but not our company.

Dealer information	Product model	Dealer name	
	Product sequence number	Contact phone	
User information	User address	Sales date	
	Communication address	Contact phone	
	E-mail		

In order to safeguard your rights and interests, please fill in and take care of it as the certification of maintenance.

Waste electrical and electronic device
 This product or products with symbols as follows should not be disposed with other family wastes when such products are end to use.



FCC Statement:

This equipment has been tested and found to comply with the limits for a Class B digital device, pursuant to part 15 of the FCC Rules. These limits are designed to provide reasonable protection against harmful interference in a residential installation. This equipment generates, uses and can radiate radio frequency energy and, if not installed and used in accordance with the instructions, may cause harmful interference to radio communications. However, there is no guarantee that interference will not occur in a particular installation. If this equipment does cause harmful interference to radio or television reception, which can be determined by turning the equipment off and on, the user is encouraged to try to correct the interference by one or more of the following measures:
 --- Reorient or relocate the receiving antenna.
 --- Increase the separation between the equipment and receiver.
 --- Connect the equipment into an outlet on a circuit different from that to which the receiver is connected.
 --- Consult the dealer or an experienced radio/TV technician for help.
 Caution: Any changes or modifications to this device not explicitly approved by manufacturer could void your authority to operate this equipment.
 This device complies with part 15 of the FCC Rules. Operation is subject to the following two conditions: (1) This device may not cause harmful interference, and (2) this device must accept any interference received, including interference that may cause undesired operation.
 The device has been evaluated to meet general RF exposure requirement. The device can be used in portable exposure condition without restriction.