倍思包装设计稿件信息 Baseus

基本信息	产品型号	Baseus Bowie E8		
	产品名称	CB-YM5/TM1/TM2/TM3/FL/FXP/ZY 倍思 TWS真无线蓝牙耳机 Bowie系列E8 黑色 CB-YM5/TM1/TM2/TM3/FL/FXP/ZY 倍思 TWS真无线蓝牙耳机 Bowie系列E8 白色 CB-YM5/TM1/TM2/TM3/FL/FXP/ZY 倍思 TWS真无线蓝牙耳机 Bowie系列E8 粉色		
	产品方案编码			
	物料编码	1000008269	包装编码+版本号	PB3119Z-P1A4
	物料规格描述	100g黑卡(按样板)，双面印刷，印专银，风琴报成型尺寸120*125mm，展开尺寸720*125mm		
	包装平面设计	李轩	包装结构设计	易婷

版本历史

版本	变更日期	变更描述
P0A2	2021.11.01	在中英文的尾页增加CMIIT ID号码
P0A3	2022.01.24	蓝牙版本更改为 “V5.3”
P1A4	2022.06.29	更改结构更新版本号

包装审核区域责任划分 Baseus

产品相关	产品外观/参数/辅唛	产品经理/项目主管请在此处签名
	彩盒/说明书文案	
	执行标准/生产商信息	
认证相关	认证相关文案	认证工程师请在此处签名
	认证相关图标	
品质相关	法律法规相关文案	品质工程师请在此处签名
	警示语	
定制需求	定制渠道需求	定制代表请在此处签名
品类相关	产品功能/图标表达	品类策划/文案策划请在此处签名
	文案部分/翻译	
包装设计相关	产品条形码	包装设计师/组长/主管请在此处签名
	公司地址信息	
	文件基于最新量产版	
	包装设计规范	

温馨提示：请印刷供应商严格按照倍思的图纸印刷生产。如贵司有生产上的原因需要调整倍思图纸的字体、图形、颜色、刀模尺寸等，请必须通知倍思相关负责的包装设计师，并在征得包装设计师同意的情况下修改文档并发回存档。

切线 ———
折线 - - - - - -
刀线图例

K

Baseus倍思

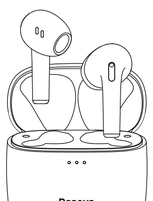

倍思 TWS真无线蓝牙耳机 Bowie E8

使用说明书

使用产品前请仔细阅读本使用说明，并妥妥善保管

-1-

产品外观

音乐模式：

- 双击左耳或右耳机（or R）：播放/暂停
- 三击左耳或右耳机（or R）：激活语音助手(Siri)
- 长按左耳3.1s:上一曲
- 长按右耳3.1s:下一曲

来电模式：

- 双击左耳或右耳机（or R）：接听/挂断
- 长按3秒左耳或右耳机（or R）：拒接

低延时模式切换：

1) 关闭手机蓝牙，并直启双击充电盒按键，充电盒指示灯闪烁2次，开启低延时模式；
重新连接左右耳机到蓝牙电台，并直上盒子，关闭低延时模式。
2) 可通过APP设置三击为低延迟模式开启/关闭

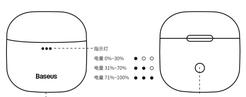

产品操作指引

1. 并盒耳机并机,进入配对模式

2. 蓝牙连接

3. 下载APP，绑定耳机

4. 耳机入仓关机

APP查找技巧与安全性：

1.查找耳机的声光方式为2s小时，请在此时间内尽快查找；
2.APP控制的蜂鸣声音上要用于查找功能，切勿在听音乐时使用，避免对听力造成影响。

应用启动权限设置（Android）：

为了“手机”可以正常收到耳机的定位提醒功能，必须授“Baseus倍思”APP常驻后台并保持快动状态，目前安卓系统手机都有提供自动清理功能，“Baseus倍思”APP如果被省电助手或者安全卫士，手机管家之类的软件清理掉此项，定位功能就无法正常工作，所以，请安卓系统手机用户务必设置一下APP保护，把“Baseus倍思”加入到清理白名单中，使“Baseus倍思”APP常驻后台持续运行。
进入设置-打开应用-应用自动管理-手动打开该APP：允许自启动，允许关联启动，允许后台活动。

电子信息产品有害物质声明

	有害物质或元素					
部件名称	铅 (Pb)	汞 (Hg)	镉 (Cd)	六价铬 (Cr(VI))	多溴联苯 (PBB)	多溴二苯醚 (PBDE)
PCB	X	O	O	O	O	O
塑料	O	O	O	O	O	O
电池	O	O	O	O	O	O
附件	O	O	O	O	O	O

本表格依据SJ/T 11364的规定编制。
O: 表示该有害物质在该部件所有均质材料中的含量均在GB/T 26572规准规定的限量要求以下。
X: 表明有害物质至少在该部件某一均质材料中的含量超出GB/T 26572规准规定的限量要求。
该产品符合欧盟RoHS 2指令2011/65/EU。
温馨提示：5年限用期指“环保有效使用期限”，不是产品质量保证期限，电子产品均含有机、非、锂等有害物质，一旦超期使用，有害物质可能因为发生泄漏现象，对环境造成污染，或对人身、财产造成严重损害。“环保使用期限”，原味着所有环境、声光或者其他要素在此有效期限内使用，超过安全使用年限之后应当用环保安全回收回收，我们不再对产品质量负责。

产品安全信息

在使用本产品前请阅读所有的指示和警告。不按范使用将会给产品或人身安全带来损害。
• 产品内有电池，请不要靠近日照，以免过者老化过热开锅中，不要将本产品存储在高温、强光及强磁场环境下，不要放置在火源周围它丢灭开锅中，如果发生，请自然熄于远离使用。
• 产品使用不当，容易造成产品本身或者可能危及人身财产安全。
• 如因消费者违反产品说明书不恰当使用，造成的人身及财产损害将自行承担一切后果，本公司将不承担任何法律责任。
• 非专业人员严禁分解本产品。
• 请勿使用超出本产品输出电流的用电器或负载/电路会保护，无输出。
• 请勿强行的物理作用，包括踩杀、坠落、挤压、拆压等。
• 产品使用环境温度:0-45℃。

常见问题解答

1.为什么我无法找到我先的耳机?
答：1）重置确认耳机未重连后，且在离体所在地处的1.5m范围内；
2）查找耳机的时长大约为35小时，请在此时间内尽快查找；
3）APP需要常驻后台并保持快动状态，才会记录耳机所在的位置；
4）检查耳机是否已关闭的，需要尽可能在设置的时间下进行；
5）耳机可能处于信号较弱环境，无法接收到APP发出的蜂鸣提示信号。
2.APP是否需要收费?
答：不会，APP仅对耳机的地址数据进行定位功能，对用户手机上的个人信息保证安全。请放心使用。
3.为什么耳机不能开机或关机?
答：1）确保充电盒与耳机有电的情况下，打开充电盒盖子，耳机将自动开机；
2）确保充电盒与耳机有电的情况下，将耳机放回充电盒，并关上盖子，耳机将自动关机；

3）当充电盒没有电时，请关闭手机上的蓝牙功能，等待5分钟后，耳机将自动关机；
4）保持耳机充电区与充电盒充电端针的洁净，并定期用干净的干棉布进行清洁。
4. 低延时蓝牙版本的手机品牌有要求？
答：但是自主研发的低延迟技术适用于苹果IOS以及安卓系统，均能获得无感低延时体验。
5.为什么入耳检测功能不灵敏或者过于灵敏？
答：1）请确保入耳检测区域干净且无水渍；
2）请确保进行触摸操作的手指尖大小清晰可辨；
3）检查操作方式是否正确，请确手机周围手机蓝牙全部关闭，进行恢复出厂设置操作后再进行连接。
6.为什么触摸功能不灵敏？
答：1）请确保耳机触摸功能区域干净且无水渍；
2）请确保进行触摸操作的手指尖大小清晰可辨；
3）请确保触摸位置正确，并白5秒内完成快速连续三击操作；
4）检查操作方式是否正确，请确手机周围手机蓝牙全部关闭，进行恢复出厂设置操作后再进行连接。
7.如何更新耳机，让音质更好？
答：1）使用正常音量强度三分之一的音量驱动耳机三个小时（用明灯来音质不更好）；
2）使用正常音量强度三分之二的音量驱动耳机三个小时（用明灯来音质更好更好）；
3）使用正常音量强度驱动耳机了个小时（用常明灯音质非常好）；
4）使用正常音量强度三分之四的音量驱动耳机三个小时（用常明灯音质非常好）。
8.手机搜索不到蓝牙耳机，蓝牙连接不稳定或使用中和手机断连，出现声音卡顿/断续？
答：请尽量起始手机蓝牙连接距离2米，避免受到障碍或人体的隔挡干扰；
2）请确保耳机有足够电量，并重新进入配对模式进行连接；
3）检查操作方式是否正确，请确手机周围手机蓝牙全部关闭，进行恢复出厂设置操作后再进行连接；
4）由于蓝牙耳机的特性，您所在区域的电磁波可能干扰蓝牙的连接，导致出现无声或者断续的情况，请远离此类区域再进行连接。

产品参数

名称：倍思 TWS真无线蓝牙耳机
型号：Baseus Bowie E8
材质：ABS+PC
蓝牙版本：V5.3
通讯距离：10米
听歌时长：约6小时（70%音量）
配合充电盒听歌时长：20~25小时
电池容量：40 mAh/0.1488h（耳机） 350 mAh/1.2958h（充电盒）
耳机额定输入：DC5V⎓72 mA
充电盒额定输入：DC5V⎓500 mA
耳机额定消耗电流：10 mA
充电盒额定消耗电流：200mA
充电时长：约1小时
蓝牙频率：2.4GHz-2GHz
充电端口：Type-C
适用：具有蓝牙功能的播放设备
产品尺寸：45*45*25mm
产品重量：35g

*以上数据来源Baseus（倍思）实验室测定值，但因客观环境改变数据会有所不同或误差

包装清单

耳机充电盒*1pcs　耳机L&R) *2pcs　充电线*1pcs　说明书*1pcs　保修卡*1pcs

特此声明，深圳市时速创新科技有限公司的产品型号为：Baseus Bowie E8符合每9/2014/53/EU,2011/65/EU的规定,欧盟所也外用的安全可用以于网站查询:www.baseus.com

此设备符合欧盟指令2012/19/EU和2006/66/EU的规定，此设备不得与普通废弃物一起处理，必须回收利用。
此符号标明本产品不得作为生活垃圾处理，而必须将本产品交至相应的废品回收站，进行电子电气设备回收处理。

CMIIT ID:2021DP10291　　FCC ID:2AY37-E8

警 示　请遵守安全使用及设备导致
起火、触电、损坏或其他伤害

PB3119Z-P1A4
1000008269
倍思设计
中国制造

制造商：深圳市时速创新科技有限公司
地址：深圳市龙岗区坪地街道6-8号区雪岗路200号倍思智能园B栋五层
执行标准：GB4943.1-2011
热线：4000-712-711　　网址：www.baseus.com

Baseus

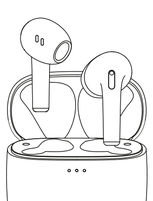

Baseus True Wireless Earphones Bowie E8

User Manual

Please read the manual carefully before using the product and keep it with proper care.

-1-

Product Appearance

Music mode:

- Double-click left or right earphone (L or R): play/pause
- Triple-click left or right earphone (L or R): activate voice assistant (Siri)
- Long press the left earphone: previous song
- Long press the right earphone: next song

Call mode:

- Double-click left or right earphone (L or R): answer/ hang up
- Long press left or right earphone (L or R): reject a call

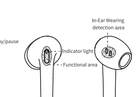

Uspeed low Latency Mode：

1) When the earphones are in the charging case, open the lid and double-click the button on the charging case, until the charging case’ s indicators flashes for 2 times. While low latency mode is turn on.
Place the earphones back in the charging case and close the lid to turn off low latency mode.
2) Set “triple-tap” to turn on/off the low latency mode in the app.

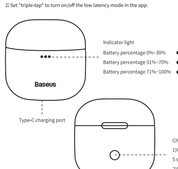

Product Operation Instruction

1. The earphones automatically turn on after open the lid of the charging case.

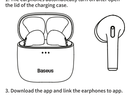

2. Turn on wireless connection.

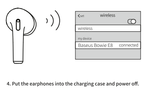

3. Download the app and link the earphones to app.

4. Put the earphones into the charging case and power off.

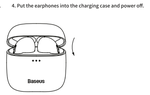

Tips for using the app：
1.Please find the missing earphone as soon as possible as the standby time is 35 hours;
2. The beep is mainly for looking for earphones, so do not use this function when listening to music to avoid hearing damage;

Activation permission settings of app (Android system)

The “Baseus” app must keep running in the background so that the “mobile phone” can receive positioning alerts of the earphones properly. Android phones have automatic shutdown function of application when turn off the screen.
If “Baseus” app is shut down by applications such as Battery Saver, 360 Total Security, Mobile Butler, etc., the positioning function will not work properly. Therefore, please add “Baseus” app into the white list on Android phones to keep the app running in the background.
Go to Settings – App – App launch – Manage manually: Auto-launch, secondary launch and run in background.

Declaration on hazardous substances and elements contained in electronic products

	Harmful substances or elements					
Part Description	Lead (Pb)	Mercury (Hg)	Cadmium (Cd)	Hexavalent Chromium (Cr(VI))	Polybrominated biphenyls (PBB)	Polybrominated diphenyl ethers (PBDE)
PCB	X	O	O	O	O	O
Plastic	O	O	O	O	O	O
Battery	O	O	O	O	O	O
Accessory	O	O	O	O	O	O

This form is compiled in accordance with SJ/T 11364.
O: It indicates that the content of the harmful substance in all homogeneous materials of the component is below the limit specified in GB/T 26572 standard.
X: The content of harmful substances in at least one homogeneous material of this part exceeds the limit stipulated in GB/T 26572 standard.
This product complies with EU RoHS 2 Directive (2011/65/EU).
Warm Tip: The 5-year icon refers to the “effective life of environmental protection”, not the product quality assurance period. Electronic products all contain harmful substances such as lead, mercury and cadmium. Once they are overused, harmful substances may leak or mutate, cause pollution to the environment, or cause serious damage to people and property.
The term of “environmental protection use” means that all electronic products will be required to use within this effective period. We will no longer be responsible for the quality of the products due to the safety risks that arise after the safe-use period.

Product safety information

Please read all instructions and warnings before using this product. Non-standard use will damage the product or personal safety.
- The battery is included in the product. Please do not expose it to sunlight, fire or similar overheating; Do not store the product in high temperature, strong light and strong magnetic field. Do not place it in other harsh environments such as fire source. If water enters, dry it naturally and use it again.
- Improper use of the product can easily cause damage to the product or may endanger personal and property safety.
- Consumer shall be liable for any personal and property damage resulted from their improper use against the user manual or ignoring the warning, to which our company will not bear any legal liability.
- Disintegration of this product by non-professionals is strictly prohibited.
- Use of household appliances or loads in excess of the output current of this product shall be avoided (no output due to circuit protection).
- Intense physical actions including knocking, throwing, trampling on and squeezing, etc. shall be avoided.
- The ambient temperature of product is 0-45℃.

FAQs

1.Why can’t I find my lost earphones?
A: 1) It is necessary to ensure that the earphone has some battery left and you are within 15m of the specific address;
2) Please find the missing earphone as soon as possible as the standby time is 35 hours;
3) In order to record the location of earphones, the app must keep running in the background;
4) When looking for an earphone through the app, try to keep the environment silence as much as possible;
5) The earphone may be in a strong electromagnetic environment, so it cannot receive the signal from the app.
2. Will the app reveal my information?
A: 1) No, this app provides positioning function only for address data of earphones and does not access the users’ personal information on the phone. Please be rest assured.
3. Why the earphones cannot be turned on/off?
A: 1) Make sure that the charging case and the earphones have battery left, open the lid of the charging case and the earphones will automatically turn on;

2) Make sure that the charging case have battery left, put the earphones back in the charging case, and close the lid to turn off the earphones automatically;
3) When the charging case is out of battery, please turn off the wireless function on your phone and the earphones will turn off automatically in 5 minutes.
4) Keep the charging area of the earphones and Pogo pin of the charging case clean, and regularly clean them with dry cloth.
4. Does the low latency mode require the mobile phone brand?
A: Baseus low latency technology is applicable to all models of Apple IOS and Android devices, that can achieve low latency experience without feeling.
5. Why is the in-ear wearing detection insensitive or too sensitive?
A: 1) Make sure that the in-ear wearing detection area is clean and water-free.
2) Make sure that the fingers to touch the earphones are without water or other foreign objects.
3) If it is unable to connect after the above operation, please turn off the Wireless of other mobile phones close to the mobile phone and restore factory settings before connecting.
6.Why is the touch function not sensitive?
A: 1) Make sure that the functional area of the earphones is clean and water-free;
2) Make sure that the fingers to touch the earphones are without water or other foreign objects;
3) Make sure that the touch position is correct, and complete the quick double-click or triple-click operation within 0.5s;
4) If it is unable to connect after the above operation, please turn off the Wireless of other mobile phones close to the mobile phone and restore factory settings before connecting.
7. How to burn in the earphones for better sound quality?
A: 1) Play music at one-third of normal volume for 12 hours (softer music)
2) Play music at two-thirds of normal volume for 12 hours (any music except for typical rock music)
3) Play music at normal volume for 72 hours (your favourite music)
4) Play music at three-fourths of normal volume for 24 hours (your favourite music)
8. The mobile phone cannot find the Bluetooth headphone, the Bluetooth connection is unstable or disconnected during use, thus resulting in unsmooth sound/interruption?
A: 1) Please do not exceed the Wireless connection distance of the mobile phone, so as to avoid interference from the wall or the human body.
2) Please make sure the earphone has enough power, and re-enter the pairing mode to connect.
3) If it is unable to connect after the above operation, please turn off the Wireless of other mobile phones close to the mobile phone and restore factory settings before connecting.
4) Due to the property of the Wireless earphone, the electromagnetic waves in your area may interfere with the Wireless connection, resulting in sound problem or disconnection, please stay away from such areas before connecting.

Product Parameter

Name: Baseus True Wireless Earphones
Model No.: Baseus Bowie E8
Material: ABS+PC
Version: V5.3
Communication distance: 10m
Music time: about 4 hours (70% of the volume)
Music time with a charging case: 20~25 hours
Charging case rated input: DC5V ⎓500mA
Earphone rated consumption current : 10mA
Charging case rated current consumption: 200mA
Charging time: about 1 hour
Frequency response range: 2GHz-2GHz
Charge interface: Type-C
Suitable for: Compatible with all wireless devices

Battery capacity: 40mAh/0.1488h（earphones）　　Size: 45*45*25mm
350mAh/1.2958h（charging case）　　Weight: 35g
Earphone rated input: DC5V ⎓72mA
*The above data are measured by the Baseus laboratory, the actual use will be slightly different depending on the specific circumstances.

Packing list

Earphone charging case*1pcs　Earphones (L&R) *1pcs　Charging cable*1pcs　User manual*1pcs　Warranty card*1pcs

It is hereby declared that Baseus Bowie E8, a product model of Shenzhen Times Innovation Technology Co., Ltd., complies with the provisions of Directive 2014/53/EU and Directive 2011/65/EU. The full text of the EC Declaration of Conformity can be found on the following website: www.baseus.com

This equipment complies with the provisions of Directive 2012/19/EU and Directive 2006/66/EU. It is strictly forbidden to dispose of this equipment with ordinary trash; it must be recycled. This symbol indicates that the product shall not be treated as regular domestic trash, and must be delivered to a recycling center that is capable of recycling electronic and electrical equipment.

This device complies with part 15 of the FCC Rules. Operation is subject to the following two conditions: (1) This device may not cause harmful interference, and
(2) This device must accept any interference received, including interference that may cause undesired operation.
Any Changes or modifications not expressly approved by the party responsible for compliance could void the user’s authority to operate the equipment.
Note: This equipment has been tested and found to comply with the limits for a Class B digital device, pursuant to part 15 of the FCC Rules. These limits are designed to provide reasonable protection against harmful interference in a residential installation. This equipment generates uses and can radiate radio frequency energy and, if not installed and used in accordance with the instructions, may cause harmful interference to radio communications. However, there is no guarantee that interference will not occur in a particular installation. If this equipment does cause harmful interference to radio or television reception, which can be determined by turning the equipment off and on, the user is encouraged to try to correct the interference by one or more of the following measures:
-Reorient or relocate the receiving antenna.
-Increase the separation between the equipment and receiver.
-Connect the equipment into an outlet on a circuit different from that to which the receiver is connected.
-Consult the dealer or an experienced radio/TV technician for help.

Manufacturer: Shenzhen Times Innovation Technology Co., Ltd.
Add: 5th Floor, Building B, Baseus Intelligence Park, No.200B, Xuegang Rd, Longgang Community, Bantian Street, Longgang District, Shenzhen
Executive Standard: GB4943.1-2011
Hotline: +86-4000-712-711　Website: www.baseus.com

PB3119Z-P1A4
1000008269
Designed by Baseus
Made in China

FCC ID: 2AY37-E8
CMIIT ID: 2021DP10291

Warning 警示　Please follow the above safety instructions otherwise it will cause fire, electric shock,damage or other damage.