

TIMEX® INSTRUCTIONS

SPECIAL EXTENDED WARRANTY OFFER

SPECIAL EXTENDED WARRANTY OFFER

5 YEARS FOR 5 DOLLARS

For \$5, Timex will extend the enclosed one year limited manufacturer's warranty for an additional 4 years from date of purchase. This 5 year warranty covers repairs on your watch under the same terms and conditions as set forth in the manufacturer's warranty in this booklet.

Payment can be made with AMEX, Discover, Visa or MasterCard by calling 1-800-448-4639 during normal working hours or you can mail a check to:

Timex Extended Warranty
P.O. Box 1676, Dept. EF
Little Rock, AR 72203.

We will need your name, address, telephone number, date watch was purchased and 5 digit watch model number.

Payment must be made within 30 days after date of purchase.

Please read this booklet carefully to familiarize yourself with the operation of your Timex watch and with the Limited Warranty.

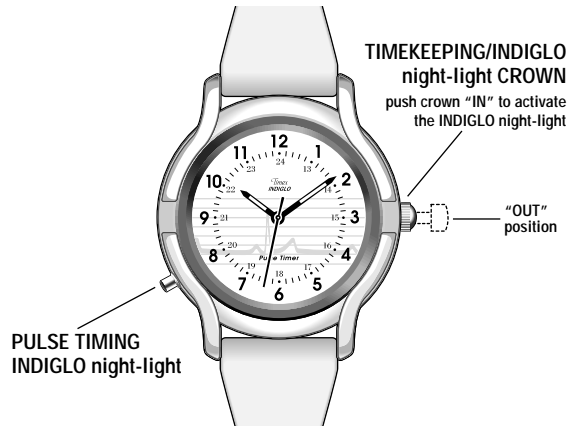
Features of your Timex Watch with Pulse Timing INDIGLO® night-light:

- INDIGLO night-light for reading time in low light conditions
- Special timing INDIGLO night-light – blinks in 15-second intervals to aid in pulse taking or timing other activities.
- Dial with 24-hour markings
- Water-Resistant to 30 meters

SECTION 1 – INDIGLO® NIGHT-LIGHT

Your Timex watch featuring the INDIGLO night-light contains a patented electroluminescent technology (U.S. Patent Numbers 4,527,096 and 4,775,964). The INDIGLO night-light illuminates the entire watch face with a uniform bright light that offers superior readability in all low light and nighttime conditions. Simply press the INDIGLO night-light crown to activate.

INDIGLO is a registered trademark of Indiglo Corporation in the U.S. and other countries.



SECTION 2 – PULSE TIMING WITH INDIGLO® NIGHT-LIGHT

Along with crown activated INDIGLO night-light for time viewing in low light levels, your Timex watch is equipped with a special INDIGLO night-light used to aid in timing a pulse or other activity in low light situations (such as a patient's dark room). No longer is it necessary to follow the second hand around the watch dial to determine 15, 30, 45 or 60 second timing intervals.

Using the Pulse Timing INDIGLO night-light


1. When you are ready to time a pulse or other activity, press and hold the separate pulse timing night-light button until the light blinks off then on (approximately 3 seconds). When the button is released, the light will shut off.

- The light will remain off for 4 seconds giving you time to locate the pulse. After the four second interval, the INDIGLO night-light will blink again indicating that your count should begin.
- The INDIGLO night-light will blink in 15 second intervals at 15, 30, 45 and 60 seconds after the initial count signal light. This enables you to time a pulse for 15, 30, 45 or 60 seconds depending on your preference. Continue counting until you reach the desired 15-second interval.
- Multiply your count by the appropriate factor to determine a one minute pulse. (For example, a 15-second count should be multiplied by 4 to determine the pulse rate for one minute.)
- The timing procedure can be canceled at any time during the counting period by pressing the pulse timing button.
- To begin timing again, follow step 1 above.

Note: When ready to use the Pulse timing feature, there is no need to wait until the second hand reaches any particular minute, since the light will indicate your timing period.

Additional Note: During pulse timing, the regular INDIGLO night-light can be used without interrupting the Pulse timing feature by pressing the Timekeeping Crown. However, while viewing the lighted dial using the regular INDIGLO night-light feature, the light will not blink at the next 15-second interval and you may lose your count.

SECTION 3 – WATER-RESISTANCE

If your watch is water-resistant, it will be indicated () on the watch face or on the caseback.

• **30 Meter Water-Resistant** watch withstands water pressure to 60 p.s.i.a. (equals immersion to 98 feet or 30 meters below sea level).

WARNING: TO MAINTAIN WATER-RESISTANCE, DO NOT PRESS ANY BUTTONS OR PULL OUT THE CROWN UNDER WATER .

NOTES:

- The watch is water-resistant only as long as crystal, crown and case remain intact.
- Timex strongly recommends rinsing your watch with fresh water after exposure to salt water.

SECTION 4 – HOW TO START YOUR WATCH

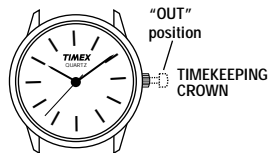
To start your watch, remove the plastic guard from under the **TIMEKEEPING CROWN** then push the crown in as far as it will go against the case. The second hand should now advance at one-second intervals.

SECTION 5 – HOW TO SET THE TIME

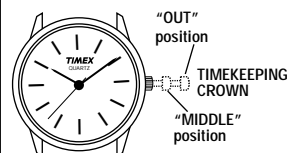
If your watch has a date, set it first before setting the time (see Section 6).

Timex watches either have a two-position or three-position timekeeping crown as illustrated below.

2-POSITION CROWN



3-POSITION CROWN

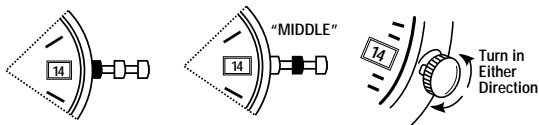


To set the time, pull the **TIMEKEEPING CROWN** to the "OUT" position. Slowly turn the crown, in either direction, to the desired time. To restart the watch, push the crown in as far as it will go against the case.

SECTION 6 – HOW TO SET THE DATE

To set the date, pull the **TIMEKEEPING CROWN** out to the "MIDDLE" position. Turn the crown slowly in either direction. Stop when the desired date appears.

3-POSITION TIMEKEEPING CROWN



SECTION 7 – BATTERY REPLACEMENT

One battery provides the power to operate your Timex watch. **TIMEX STRONGLY RECOMMENDS TAKING YOUR WATCH TO A LOCAL RETAILER OR JEWELER TO HAVE THE BATTERY REPLACED.** The battery type required for your watch is indicated on the caseback.

CAUTION: DO NOT DISPOSE OF OLD BATTERY IN FIRE OR ATTEMPT TO RECHARGE. KEEP LOOSE BATTERIES AWAY FROM CHILDREN.

When installed at the factory, the battery life in this Timex watch is estimated to last approximately 2 years. This estimate is based on the INDIGLO® night-light being used 7-10 times per day. Battery life may vary depending on your actual usage experience.

SECTION 8 – SERVICE

If your TIMEX watch should ever need servicing, send it to Timex addressed as follows: **HOTLINE WATCH SERVICE P.O. Box 2740, Little Rock, AR 72203**

For service questions, call 1-800-448-4639.

For your convenience in obtaining factory service, participating Timex Retailers can provide you with a pre-addressed Watch Repair Mailer.

See the Limited Warranty for specific instructions on the care and service of your Timex watch.

Should you need a replacement strap or band, call 1-800-448-4639.

LIMITED WARRANTY

The Basic Coverage: This TIMEX Quartz Analog watch (but not any battery, crystal, band or strap) is warranted to the owner for a period of **ONE YEAR** from the date of purchase against defects in manufacture by Timex Corporation - not by the dealer from whom the watch was purchased.

What Timex Will Do: If this watch develops such a defect within the one year period, it will be repaired (i.e., a new or thoroughly reconditioned and inspected movement will be installed) or replaced (a watch of equal value and similar appearance will be supplied) at our option, provided it is returned with a \$5.00 check or money order to cover costs of postage, handling and service, and you provide proof of purchase and date of purchase.

This Limited Warranty Does Not Cover:

- 1) Timex will not repair defects related to servicing not performed by Timex Corporation.
- 2) Timex will not provide any warranty service if your watch shows evidence that it has been tampered with, misused, abused, or altered; for example:
 - moisture damage sufficient to affect the proper function of the watch;
 - damage to the case; or
 - visible cracking of the crystal.
- 3) Timex reserves the right to charge you for a replacement battery, if the battery in your watch is depleted. No additional charge will be made unless the one year warranty period has expired or servicing is necessary for reasons beyond our control, in which case a moderate charge will be made.
- 4) TIMEX IS NOT LIABLE FOR INCIDENTAL, SPECIAL OR CONSEQUENTIAL DAMAGES. Some states do not allow the exclusion or limitation of incidental, special or consequential damages, so the above exclusion or limitation may not apply to you.

Your Rights Under Implied Warranties and State Law: THIS LIMITED WARRANTY IS IN LIEU OF ALL OTHER EXPRESSED WARRANTIES, OBLIGATIONS OR LIABILITIES. TIMEX LIMITS THE DURATION OF ANY WARRANTY IMPLIED BY STATE LAW, INCLUDING BUT NOT LIMITED TO THE IMPLIED WARRANTIES OF MERCHANTABILITY AND FITNESS FOR A PARTICULAR PURPOSE, TO ONE YEAR FROM THE DATE OF ORIGINAL PURCHASE. Some states do not allow limitations on how long an implied warranty lasts, so the above limitation may not apply to you. This warranty gives you specific legal rights, and you may also have other rights which vary from state to state.

Care of Your Watch:

- Avoid exposing your watch to water, steam, or other forms of moisture if it is non-water-resistant.
- If the crystal becomes damaged, have it replaced at once to avoid damage to the movement.
- When your battery is depleted, have it replaced promptly. The particular type of battery required is indicated on your caseback. You can get them from your local Timex retailer.

Service of Your Watch:

If your TIMEX watch should ever need servicing, send it to Timex addressed as follows: **HOTLINE WATCH SERVICE, P.O. Box 2740, Little Rock, AR 72203**

Because of possible loss, we recommend insuring your watch, return receipt requested, when using the mails. If you do not obtain a receipt within a reasonable time, start a tracer through the originating post office. NEVER INCLUDE A SPECIAL WATCHBAND OR ANY OTHER ARTICLE OF PERSONAL VALUE IN YOUR SHIPMENT. PLEASE NOTE THAT WE MAY SUBSTITUTE A WATCH OF EQUAL VALUE AND SIMILAR APPEARANCE FOR YOURS ON BOTH IN-WARRANTY AND OUT-OF-WARRANTY REPAIRS.

For your convenience in obtaining factory service, participating Timex retailers will be pleased to provide you with a postage-paid, pre-addressed Watch Repair Mailer.

TIMEX is a trademark and a service mark of Timex Corporation.

REG. U.S. PAT. & TM. OFF.