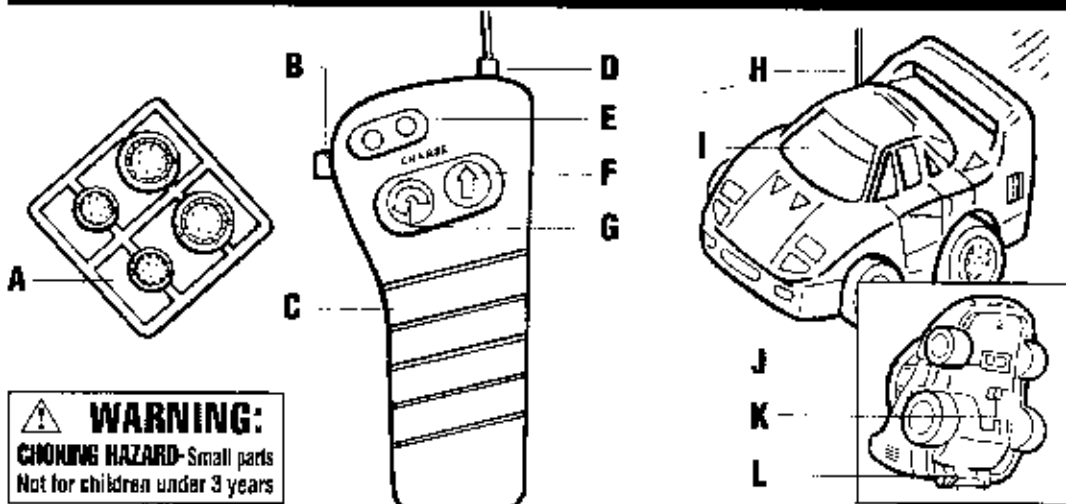


CHAR-G SET CONTENTS

AGES 5+

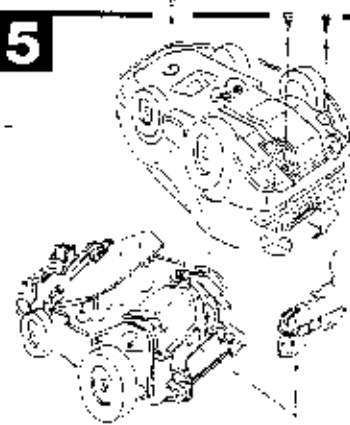
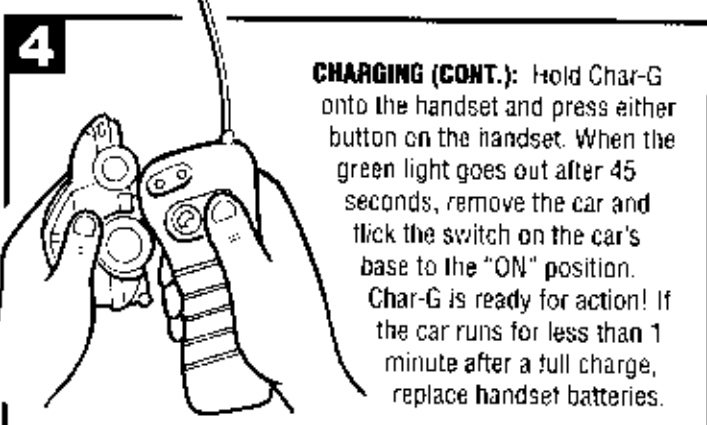
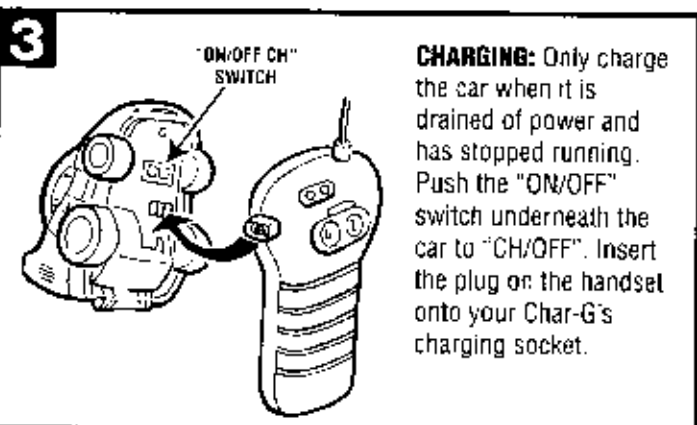
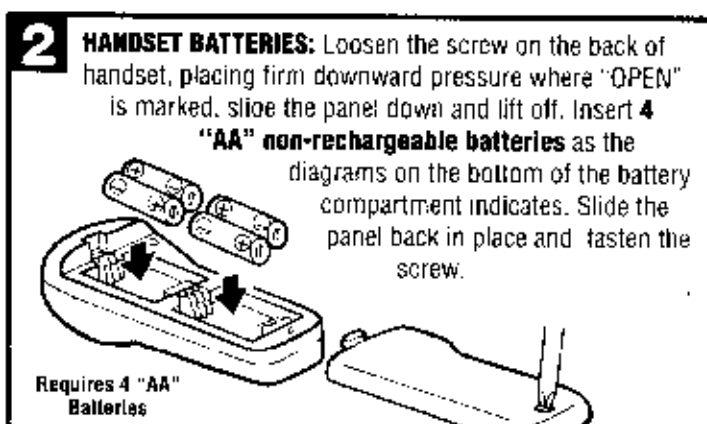
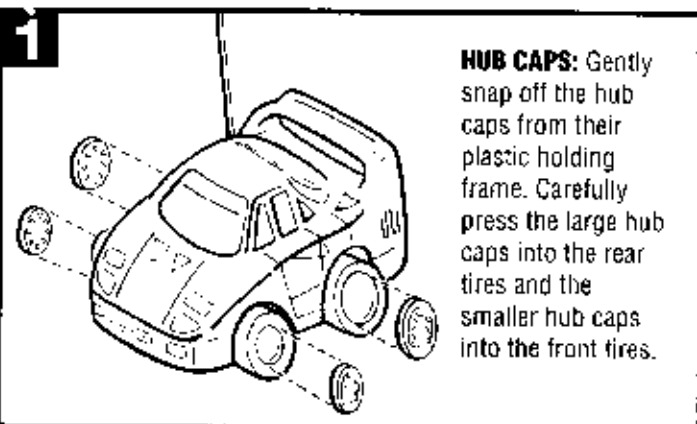


- A. Four Hubcaps
- B. Charging Plug
- C. Handset & Charger
- D. Transmitting Aerial
- E. Charging Indicator Lights
- F. Forward/Wheelie Control Button
- G. Spin Control Button
- H. Receiving Aerial
- I. Char-G Radio Controlled Car
- J. ON/OFF and Charge Switch
- K. Charging Socket
- L. Wheelie Roller Bar

WARNING:
CHOKING HAZARD—Small parts
 Not for children under 3 years

REQUIRES 4 "AA" BATTERIES

SETTING UP YOUR CHAR-G



RECHARGEABLE BATTERY: There is a small rechargeable battery pack located inside of Char-G. You should be able to recharge your Char-G numerous times without the need to change the battery pack. Should you find your Char-G no longer holds a charge, it is time to replace the rechargeable battery pack. Contact Tomy via email at "consumer@tomy.com" for information about how to purchase a new pack. To access the pack located inside your Char-G race car, remove the three screws on the underside of the car located in the positions shown on diagram to the left. Remove body of car from chassis. Rechargeable battery pack is located at rear of chassis. The pack contains rechargeable Nickel-Metal Hydride cylindrical cell batteries. Contact your local recycling center for information on where to return the used batteries.



MUST BE RECYCLED OR DISPOSED OF PROPERLY.