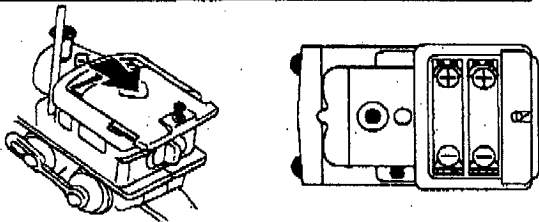
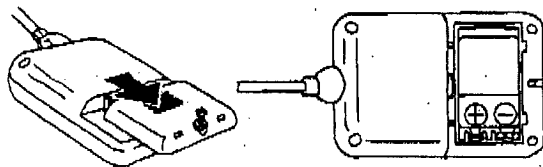
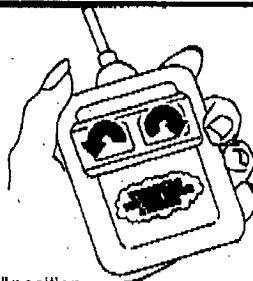
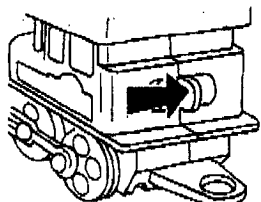


How to Insert Batteries



- 1) Using a Phillips screwdriver, undo the screws on the remote control and on top of the train. Open battery compartment covers.
- 2) Insert 2 "AA" batteries in the train battery compartment and 1 9-volt battery in the remote control compartment.
- 3) Insert all batteries as shown by the diagrams in their respective compartments. Use of rechargeable batteries is not recommended.
- 4) To replace compartment covers, press down on top of cover and secure with screws.

How to Operate Chug-Along Thomas



- 1) Turn the unit on by moving the switch on the back of Chug-Along Thomas to the "ON" position.
- 2) Hold the remote control with the antenna pointing away from the body. Push the right hand button to make Chug-Along Thomas turn to the right and push the left hand button to make it turn to the left.
- 3) Chug-Along Thomas is also free-wheeling and can be pushed along when turned off.
- 4) TO CONSERVE BATTERY POWER, ALWAYS TURN CHUG-ALONG THOMAS OFF WHEN NOT IN USE.

Interference

Chug-Along Thomas is a radio controlled product. Performance may be affected by interference from other toys and household items operating at similar frequencies. If you notice any deterioration in performance or unusual response to remote control commands, take the following steps:

- 1) Check that the batteries are in good condition.
- 2) Check that batteries are making good contact in both the remote control and in Chug-Along Thomas.
- 3) Replace batteries. Remote control battery life lasts approximately 3 times longer than train battery life.
- 4) Leave Chug-Along Thomas for a short period and try at another time of day to ensure that interference from another product is not responsible for poor performance.

CAUTION

Take special care to ensure batteries are inserted correctly, observing (+) and (-) marks on battery and product. Removal and replacement of batteries should be carried out by an adult or under adult supervision. Do not attempt to recharge non-rechargeable batteries. Removal and recharging of rechargeable batteries should be carried out by an adult or under adult supervision. Avoid short circuiting the contacts in the battery compartment or the battery terminals. Remove exhausted batteries from product. Do not mix old (used) and new batteries or batteries of different types, e.g., rechargeable and alkaline. Do not attempt to power battery products by the introduction of main supply or separate power supplies, and do not attempt to plug any part of this product into the main supply. Dispose of exhausted batteries safely, and never dispose of batteries in a fire. Remove batteries from product after use or if storing for long periods. Periodically examine product for signs of damage to electrical parts and do not play with until damage has been properly examined. Please retain the above information for future reference.

DO NOT USE RECHARGEABLE BATTERIES.

©1998 TOMY CORPORATION
TOMY CORPORATION
4695 MacArthur Court, Suite 130,
Newport Beach, CA 92660
Tel: 949 - 955 - 1030

© Britt Allcroft (Thomas) Ltd. 1997

• Printed on recycled paper.

TOMY.

PRINTED IN CHINA