

**SPECIFICATION FOR
Remote Pointer-BQ type(433.92MHz)**

FCC GUIDELINES

This equipment has been tested and found to comply with the limits for a Class B digital device, pursuant to Part 15 of the FCC Rules.

These limits are designed to provide reasonable protection against harmful interference in a residential installation. This equipment generates, uses and can radiate radio frequency energy and, if not installed and used in accordance with the instructions may cause harmful interference to radio communications. However, there is no guarantee that interference will not occur in a particular installation.

If this equipment does cause harmful interference to radio or television reception, which can be determined by turning the equipment off and on, the user is encouraged to try to correct the interference by one or more of the following measures:

- Reorient or relocate the receiving antenna
- Increase the separation between the equipment and receiver
- Connect the equipment into an outlet on a circuit different from that to which the receiver is connected.
- Consult the dealer or an experienced radio/TV technician for help.

This device complies with Part 15 of the FCC Rules. Operation is subject to the following two conditions:
 (1) this device may not cause harmful interference, and
 (2) this device must accept any interference received, including interference that may cause undesired operation.

Note: This manufacturer is not responsible for any radio or TV interference caused by unauthorized modifications to this equipment. Such modifications could void the user's authority to operate the equipment.

△						APPD.	CHKD.	DSGD.	SPEC. NO.	Remote Pointer FSK (433.92MHz) RCBQ0004-402D
△										
△										
SYMB.	PAGE	DATE	APPD.	SHKD.	OSGD.					

SPECIFICATION FOR
Remote Pointer-BQ type(433.92MHz)

PAGE: 2
 DATE: 2003/8/1


















4.RF Remote Pointer Specification
 4-10 Key Definition



△						APPD.	CHKD.	DSGD.	SPEC. NO.	Remote Pointer FSK (433.92MHz)
△									RCBQ0004-402D	
△										
SYMB.	PAGE	DATE	APPD.	SHKD.	OSGD.					

SPECIFICATION FOR
Remote Pointer-BQ type(433.92MHz)

4-10 Key Definition

Sign	Mode1	Mode2 (multimedia)	Mode3 (DVR)	Key Function	
				(Multimedia)	(DVR)
1	Laser on/off		 /  ; 	Power for Media player	(REC/Stop)/Erase (> 5 Sec)
2	Line Up			Volume up	
3	Drag			Mute	Last track
4	Line Down			Volume down	
5	F5			(Play/Pause)/stop (> 3 sec)	Play/stop
6				Previous track	
7	ESC			Next track	
F	Mouse X-Y	Mouse X-Y	Mouse X-Y	Mouse Curse control	
A	LM	LM	LM	Mouse Left key	
B	RM	RM	RM	Mouse Right key	

Note:

M+1	(Laser On/Off)	push together and more than 3 secs.(Red LED will be flash)
M+3	(Change ID)	push together and more than 3-5 secs.(Green LED will be flash)
M+4	M+4(Alt+Tab)	push together
M +5	Power On/Off	push together and more than 3 secs.(Green LED will be flash)
Mode Change (M KEY)		Mode 1 → Mode 2 (Push M key >1 sec; Green LED on)
MODE 1 : Standard Mode		Mode 1 → Mode 3 (Push M key > 3 sec ; Red LED on)
MODE 2 : Multimedia Mode		On Mode 2 or Mode 3 , puch M key will return to Mode 1
MODE 3 : DVR function		

△						APPD.	CHKD.	DSGD.	SPEC. NO.	Remote Pointer RCBQ0004-402D FSK (433.92MHz)
△										
△										
SYMB.	PAGE	DATE	APPD.	SHKD.	OSGD.					