







TSDL-401 TSDN-401



Symbol		Key definition
	Black	Display a black screen or return to the slide show from a black screen
	Slide Forward	Perform the next animation or advance to the next slide
	Slide Back	Perform the previous animation or return to the previous
F5/ESC	F5/ESC	F5: Running your slide show in full screen mode ESC:End a Slide show
		Laser pointer on/offBB

Notice:

- 1.ID Change : Press and hold "F5/ESC " than Press " " buttons more than 3 seconds will change the current ID . **(Red LED flashed)**
2. Remote **Power On/Off** : Slide SW for Remote Power On/Off .

Appendix: Warning Statement

FCC Guidelines

This device complies with Part 15 of the FCC Rules. Operation is subject to the following two conditions:

- (1) this device may not cause harmful interference, and
- (2) this device must accept any interference received, including interference that may cause undesired operation.

CAUTION:

Any changes or modifications not expressly approved by the party responsible for compliance could void the user's authority to operate the equipment.

Declaration of Conformity for R&TTE directive 1999/5/EC

Essential requirements – Article 3

Protection requirements for health and safety – Article 3.1a

Testing for electric safety according to EN 60950 has been conducted. These are considered relevant and sufficient.

Protection requirements for electromagnetic compatibility – Article 3.1b

Testing for electromagnetic compatibility according to EN 301 489-1, EN 301 489-3 has been conducted. These are considered relevant and sufficient.

Effective use of the radio spectrum – Article 3.2

Testing for radio test suites according to EN 300 220- 2 has been conducted. These are considered relevant and sufficient.

Hereby, [Dong Guan Jess-Link Electronics Co., Ltd.], declares that this [TSDL-401] is in compliance with the essential requirements and other relevant provisions of Directive 1999/5/EC.