

本機に搭載されているソフトウェアまたはその一部につき、改変、翻訳・翻案、リバース・エンジニアリング、逆コンパイル、逆アセンブルを行ったり、それに関与してはいけません。

本機を、法令により許されている場合を除き、日本国外に持ち出してはいけません。(本機は、外国為替及び外国貿易法によるリスト規制品を含みます。米国輸出規制により、以下の国々に本機を持ち込むことはできません。(2009年9月現在)キューバ、イラン、朝鮮民主主義人民共和国、スーダン、シリア)

U.S law and international agreements currently prohibit export of this device's browser and security technology to the following countries- Cuba, Iran, North Korea, Sudan and Syria. (Other restrictions regarding this device may apply.)




NetFront® Browser

**NetFront®
M-IMAP Client**

**NetFront®
SMIL Player**

**NetFront®
Sync Client**



Myriad Group、Myriad Groupのロゴ、およびMyriad Groupで始まる用語群はすべてMyriad Groupの商標です。その他の商標および登録商標は各所有企業に属します。

Myriad Group, the Myriad Group logo and the family of terms carrying the "Myriad Group" prefix are trademarks of Myriad Group AG. All other trademarks and registered trademarks are the properties of their respective owners. Copyright © 2001-2009 Myriad Group AG. All Rights Reserved.

「ATOK」は株式会社ジャストシステムの登録商標です。

「ATOK」は株式会社ジャストシステムの著作物であり、その他権利は株式会社ジャストシステムおよび各権利者に帰属します。

microSD、microSDHCは、SDアソシエーションの商標です。

本製品はワンセグデータ放送BMLブラウザとして、株式会社ACCESSのNetFront Browser DTV Profile Wireless Editionを搭載しています。

本製品は放送コンテンツ起動機能として、株式会社ACCESSのMedia:/メディアアコロン仕様を採用しています。

ACCESS、NetFrontは日本国およびその他の国における株式会社ACCESSの商標または登録商標です。

本製品のソフトウェアの一部分に、Independent JPEG Groupが開発したモジュールが含まれています。

Copyright © 1996-2007 ACCESS Co., LTD.

本製品はインターネットメール機能として、株式会社ACCESSのNetFront v3.3 M-IMAP Client for KDDIを搭載しています。

Copyright © 2003-2007 ACCESS CO., LTD.

ACCESS、NetFrontは株式会社ACCESSの日本またはその他の国における商標または登録商標です。

本製品はSMILプレーヤとして、株式会社ACCESSのNetFront SMIL Playerを搭載しています。

Copyright © 2003-2007 ACCESS CO., LTD.

ACCESS、NetFrontは株式会社ACCESSの日本またはその他の国における商標または登録商標です。

本製品はデータ授受機能として、株式会社ACCESSのNetFront Sync Clientを搭載しています。

Copyright © 2004-2007 ACCESS CO., LTD.

ACCESS、NetFrontは株式会社ACCESSの日本またはその他の国における商標または登録商標です。

本製品はAdobe Systems IncorporatedのFlash® Lite™テクノロジーを搭載しています。

Adobe、Flash、FlashLiteおよびMacromediaはAdobe Systems Incorporated(アドビ システムズ社)の米国ならびにその他の国における商標または登録商標です。

BREW[®]及びBREW[®]に関連する商標は、Qualcomm社の商標または登録商標です。

BREW[®] is a registered trademark of Qualcomm Incorporated and the BREW logo with interlocking circles is a trademark of Qualcomm Incorporated.

This wireless device ("Device") contains BREW software owned by Qualcomm Incorporated ("Software"). OEM hereby grants to each recipient of this Device ("User") a non-exclusive, non-transferable, non-assignable license to use the Software solely in conjunction with the Device on which it is installed, for the duration of the useful life of such Device. Nothing herein shall be construed as the sale of the Software to the User of this Device. User shall not reproduce, modify, distribute, reverse engineer, decompile or use any other means to discover the source code of the Software or any component of the Software. Qualcomm Incorporated is the sole and exclusive owner of and retains all rights, title and interest in and to the Software. Qualcomm Incorporated, and to the extent that the Software contains material or code of a third party such third party, shall be intended third party beneficiaries of these terms.

Operaは、Opera Software ASAの商標または登録商標です。Operaに関する詳細については、<http://jp.opera.com>をご覧ください。

FeliCaはソニー株式会社が開発した非接触ICカードの技術方式です。FeliCaはソニー株式会社の登録商標です。

☎は、フェリカネットワークス株式会社の登録商標です。

「おサイフケータイ[®]」は株式会社NTTドコモの登録商標です。

Gガイド、G-GUIDE、Gガイドモバイル、G-GUIDE MOBILE、およびGガイド関連ロゴは、米Gemstar-TV Guide International, Inc. およびその関連会社の日本国内における登録商標です。

Portions of software incorporated in this product are copyright Digital Fountain, Inc., are covered by current and pending patents, and are protected by other intellectual property laws and international treaties.

Bluetooth[®]ワードマークおよびロゴは、Bluetooth SIG, Inc.が所有する登録商標であり、東芝は、これら商標を使用する許可を受けています。

うたとも[®]は株式会社レーベルゲートの登録商標です。

本製品には赤外線通信機能としてイーグロパレッジ株式会社のDeepCore[®] 3.0 Plusを搭載しています。

Copyright © 2005 E-Gloaledge Corp. All Rights Reserved.

SanDiskはサンディスク社の登録商標です。

QRコード[®]は株式会社デンソーウェーブの登録商標です。

DBEX[™]は、DiMAGIC社の商標です。

「着うた[®]」「着うたフル[®]」「着うたフルプラス[™]」は株式会社ソニー・ミュージックエンタテインメントの登録商標です。

「mora」は株式会社レーベルゲートの登録商標です。

画像高速表示技術には株式会社モルフォのImageSurf[®]を採用しております。

ImageSurf[®]は株式会社モルフォの登録商標です。

撮影シーン判定技術には株式会社モルフォのPhotoScouter[®]を採用しております。

PhotoScouter[®]は株式会社モルフォの商標です。

顔検出機能には株式会社モルフォのFaceSolidを採用しております。FaceSolidは株式会社モルフォの日本またはその他の国における商標または登録商標です。

©1980-2009 NBGI

ケータイチェック機能にはCommon Public License (CPL)に基づきライセンスされるソフトウェアが含まれています。当該ソフトウェアに関する詳細は、下記のサイトをご参照ください。

お使いのパソコンから:auホームページ auオンラインマニュアル(<http://www.au.kddi.com/manual/index.html>) 「T004」を選択 [その他]

[ケータイチェックメニュー機能CPLに関して]

その他の社名および商品名は、それぞれ各社の登録商標または商標です。

OpenSSL License

【OpenSSL License】

Copyright © 1998-2007 The OpenSSL Project. All rights reserved.

This product includes software developed by the OpenSSL Project for use in the OpenSSL Toolkit. (<http://www.openssl.org/>)

THIS SOFTWARE IS PROVIDED BY THE OpenSSL PROJECT "AS IS" AND ANY EXPRESSED OR IMPLIED WARRANTIES, INCLUDING, BUT NOT LIMITED TO, THE IMPLIED WARRANTIES OF MERCHANTABILITY AND FITNESS FOR A PARTICULAR PURPOSE ARE DISCLAIMED. IN NO EVENT SHALL THE OpenSSL PROJECT OR ITS CONTRIBUTORS BE LIABLE FOR ANY DIRECT, INDIRECT, INCIDENTAL, SPECIAL, EXEMPLARY, OR CONSEQUENTIAL DAMAGES (INCLUDING, BUT NOT LIMITED TO, PROCUREMENT OF SUBSTITUTE GOODS OR SERVICES; LOSS OF USE, DATA, OR PROFITS; OR BUSINESS INTERRUPTION)

HOWEVER CAUSED AND ON ANY THEORY OF LIABILITY, WHETHER IN CONTRACT, STRICT LIABILITY, OR TORT (INCLUDING NEGLIGENCE OR OTHERWISE) ARISING IN ANY WAY OUT OF THE USE OF THIS SOFTWARE, EVEN IF ADVISED OF THE POSSIBILITY OF SUCH DAMAGE.

【Original SSLeay License】

Copyright © 1995-1998 Eric Young (eay@cryptsoft.com) All rights reserved.

This product includes cryptographic software written by Eric Young (eay@cryptsoft.com)

THIS SOFTWARE IS PROVIDED BY ERIC YOUNG "AS IS" AND ANY EXPRESS OR IMPLIED WARRANTIES, INCLUDING, BUT NOT LIMITED TO, THE IMPLIED WARRANTIES OF MERCHANTABILITY AND FITNESS FOR A PARTICULAR PURPOSE ARE DISCLAIMED. IN NO EVENT SHALL THE AUTHOR OR CONTRIBUTORS BE LIABLE FOR ANY DIRECT, INDIRECT, INCIDENTAL, SPECIAL, EXEMPLARY, OR CONSEQUENTIAL DAMAGES (INCLUDING, BUT NOT LIMITED TO, PROCUREMENT OF SUBSTITUTE GOODS OR SERVICES; LOSS

OF USE, DATA, OR PROFITS; OR BUSINESS INTERRUPTION) HOWEVER CAUSED AND ON ANY THEORY OF LIABILITY, WHETHER IN CONTRACT, STRICT LIABILITY, OR TORT (INCLUDING NEGLIGENCE OR OTHERWISE) ARISING IN ANY WAY OUT OF THE USE OF THIS SOFTWARE, EVEN IF ADVISED OF THE POSSIBILITY OF SUCH DAMAGE.

FCC Notice

This device complies with part 15 of the FCC Rules. Operation is subject to the following two conditions: (1) This device may not cause harmful interference, and (2) this device must accept any interference received, including interference that may cause undesired operation.

Note:

This equipment has been tested and found to comply with the limits for a Class B digital device, pursuant to part 15 of the FCC Rules. These limits are designed to provide reasonable protection against harmful interference in a residential installation. This equipment generates, uses, and can radiate radio frequency energy and, if not installed and used in accordance with the instructions, may cause harmful interference to radio communications. However, there is no guarantee that interference will not occur in a particular installation. If this equipment does cause harmful interference to radio or television reception, which can be determined by turning the equipment off and on, the user is encouraged to try to correct the interference by one or more of the following measures:

- Reorient or relocate the receiving antenna.
- Increase the separation between the equipment and receiver.
- Connect the equipment into an outlet on circuit different from that to which the receiver is connected.
- Consult the dealer or an experienced radio/TV technician for help and for additional suggestions.

Warning

The user is cautioned that changes or modifications not expressly approved by the manufacturer could void the user's authority to operate the equipment.



FCC RF EXPOSURE INFORMATION

Warning! Read this information before using your phone.

In August 1996, the Federal Communications Commission (FCC) of the United States, with its action in Report and Order FCC 96-326, adopted an updated safety standard for human exposure to radio frequency electromagnetic energy emitted by FCC regulated transmitters. Those guidelines are consistent with the safety standard previously set by both U.S. and international standards bodies. The design of this phone complies with the FCC guidelines and these international standards.

Specific Absorption Rate (SAR) for Wireless Phones

The exposure standard for wireless handsets employs a unit of measurement known as the Specific Absorption Rate, or SAR. The SAR limit set by the FCC is 1.6 W/kg.

The tests are performed in positions and locations (e.g., at the ear and worn on the body) as required by the FCC for each model. The highest SAR value for this model handset when tested for use at the ear is 0.366 W/kg and when worn on the body, as described in this user guide, is 0.575 W/kg.

Body-worn Operation

This device was tested for typical body-worn operations with the back of the phone kept 0.59 inches (1.5 cm) from the body. To comply with FCC RF exposure requirements, a minimum separation distance of 0.59 inches (1.5 cm) must be maintained between the user's body and the back of the phone, including the antenna. All beltclips, holsters and similar accessories used by this device must not contain any metallic components. Body-worn accessories that do not meet these requirements may not comply with FCC RF exposure limits and should be avoided.

Turn off your phone before flying

You should turn off your phone when boarding any aircraft. To prevent possible interference with aircraft systems, U.S. Federal Aviation Administration (FAA) regulations require you to have permission from a crew member to use your phone while the plane is on the ground.

To prevent any risk of interference, FCC regulations prohibit using your phone while the plane is in the air.

European RF Exposure Information

Your mobile device is a radio transmitter and receiver. It is designed not to exceed the limits for exposure to radio waves recommended by international guidelines. These guidelines were developed by the independent scientific organization ICNIRP and include safety margins designed to assure the protection of all persons, regardless of age and health.

The guidelines use a unit of measurement known as the Specific Absorption Rate, or SAR. The SAR limit for mobile devices is 2 W/kg and the highest SAR value for this device when tested at the ear was 0.177 W/kg*.

As SAR is measured utilizing the devices highest transmitting power the actual SAR of this device while operating is typically below that indicated above. This is due to automatic changes to the power level of the device to ensure it only uses the minimum level required to reach the network.

The World Health Organization has stated that present scientific information does not indicate the need for any special precautions for the use of mobile devices. They note that if you want to reduce your exposure then you can do so by limiting the length of calls or using a 'hands-free' device to keep the mobile phone away from the head and body. Additional Information can be found on the websites of the World Health Organization




(<http://www.who.int/emf>).

* The tests are carried out in accordance with international guidelines for testing.

Safety Precautions

- To ensure proper usage, be sure to read the Safety Precautions thoroughly before using your handset. Always keep this manual available for future reference.
- Be sure to follow the safety information contained in the instruction manuals and indicated on the product to prevent injury to the user and other persons, as well as damage to property.
- When a child uses handset, it is recommended that a parent or guardian reads the instruction manuals thoroughly and provides proper instructions to the child.
- The following describes the meaning of safety symbols and signal words. Be sure to understand their meanings before proceeding to read this manual.

Pictographs



Pictograph	Meaning
 Danger	Indicates an imminently hazardous operation that could result in death or serious injury ¹ of the user.
 Warning	Indicates a potentially hazardous operation that could result in death or serious injury ¹ of the user.
 Caution	Indicates a potentially hazardous operation that could result in minor or moderate injury ² to the user or damage to property ³ .

¹ Serious injury includes loss of sight, wounds, high temperature burns, low temperature burns (burns causing reddish areas, blistering and other damage to the skin as a result of heat exceeding the body temperature contacting your skin for a prolonged time), electric shock, fractures and poisoning requiring hospitalization or long-term medical treatment.

² Injury includes wounds, burns and electric shock not requiring hospitalization or long-term medical treatment.

³ Damage to property includes extensive damage to homes and household property, as well as livestock and pets.

Symbols

Symbol	Meaning
 Prohibited	⊘ indicates a prohibited action. The prohibited action is indicated graphically or described in text in or near the symbol.
 Compulsory	ⓘ indicates a compulsory action that must be carried out. The compulsory action is indicated graphically or described in text in or near the symbol.

Limitation of Liability

- KDDI and Toshiba accept no liability whatsoever for any damages arising from natural disasters such as earthquakes, lightning, storms and floods, as well as fires through no fault of KDDI and Toshiba, acts by third parties, other accidents, improper use by the user, whether intentionally or negligently, or use under other abnormal conditions.
- KDDI and Toshiba accept no liability whatsoever for incidental damages arising out of the use or inability to use the product, including, but not limited to, corruption or loss of data, lost business revenue or suspension of business operations.
- KDDI and Toshiba accept no liability whatsoever for any damages arising from improper use not conforming to the instructions in the instruction manuals.
- KDDI and Toshiba accept no liability whatsoever for any damages arising from malfunctions caused by use in combination with connection equipment or software that is not authorized for use by KDDI and Toshiba.
- Image data recorded with the camera, downloaded data and other data may be corrupted or lost due to malfunction, repair or other improper handling of the product. KDDI and Toshiba accept no liability whatsoever for the restoration of corrupted or lost data, as well as any damages or lost revenue and profits.

- KDDI and Toshiba accept no liability whatsoever for corruption or loss of stored data resulting from failures or malfunctions of the product, regardless of the cause. Be sure to keep a separate memo of important data to limit damage caused by data corruption or loss to a minimum.

Danger



No disassembly

Do not disassemble, modify or repair handset, battery, charger (sold separately) or Stereo Earphone- Microphone (sold separately)

Doing so may cause overheating, rupturing, fire, electric shock, injury or malfunction. Modification of handset is prohibited by Japanese Radio Law. For repair, contact your nearest au shop or the au Customer Service Center.



No flames

Do not charge, use or leave handset, battery, charger (sold separately) or Stereo Earphone-Microphone (sold separately) in hot places such as near a fire or heater

If they are exposed to water, do not dry them artificially in heating equipment (microwave oven, etc.)

Doing so may cause overheating, rupturing, fire or malfunction.



Keep water away

Do not expose battery, charger (sold separately) and Stereo Earphone-Microphone (sold separately) to fluids such as water, perspiration or seawater

Do not leave them outdoors, in a bathroom or wherever water or any other fluid is used

Do not place them near cups, vases or other containers of fluids

Doing so may cause overheating, rupturing, fire, electric shock or malfunction. If handset is dropped accidentally in water or any other fluid, immediately turn off handset and remove the battery. If handset, battery or charger is exposed to fluids such as water during charging, remove the power plug from the outlet immediately. Do not charge the wet battery. If the battery gets wet, contact your nearest au shop or the au Customer Service Center.



Prohibited

Do not use excessive force when inserting the battery into handset or connecting handset to the charger (sold separately)

Do not connect any cords with reverse polarity

Doing so may cause the battery to leak, rupture, overheat or catch fire, as well as cause electric shock or malfunction.



Prohibited

Do not touch the battery terminal (metal parts) with any metal objects (necklace, hairpin, etc.)

Doing so may cause the battery to overheat, rupture or catch fire, as well as the metal object to overheat.



Compulsory

Do not use a battery other than one supplied with or designated for handset

Do not use the battery for any other handset

Doing so may cause overheating, rupturing, fire or malfunction.



Compulsory

Use the charger (sold separately) designated for handset to charge the battery

Use the charger (sold separately) only for charging handset's battery

Failing to do so may cause overheating, rupturing, fire or malfunction.



Compulsory

If electrolyte fluid leaking from the battery comes into contact with your skin or clothes, wash it immediately with clean water as this may hurt your body

And if it gets into your eyes, do not rub them, and have them immediately treated by an ophthalmologist after washing them with clean water

If the fluid sticks to the equipment, wipe it out without touching it directly

If the fluid is left as it is, your skin may get irritated or there may be fear of losing your sight.

Warning



Prohibited

Do not use handset while driving
Do not make or receive a call and do not use other functions (messaging, game, camera, video, music, Mobile Light, etc.)
Doing so may cause a traffic accident. Use of handset while driving is prohibited by law. Before using handset, stop the vehicle in a safe area where parking is permitted.



Compulsory

Be sure to turn off handset before entering places such as gas stations where flammable gases may be produced
Also do not charge handset in those places
The gases may be ignited.
Be sure to turn off handset before using Osaifu-Keitai® compatible reader/writer within gas stations, etc. (When IC Card Lock is set, turn off handset after unlocking the setting.)



Prohibited

Do not swing handset by its strap, USB cable (sold separately), Stereo Earphone Conversion Cable (sold separately) or Stereo Earphone-Microphone (sold separately)
Doing so may cause an injury, accident or damage.



Compulsory

Turn off handset while you are near any precision electronic equipment
Radio waves may adversely affect the operation of electronic equipment. Examples of such equipment: medical electronic equipment such as cardiac pacemakers and hearing aids or fire alarms and automatic doors. If you use medical electronic equipment, consult with the equipment manufacturer or distributor about the influence of radio waves.



Unplug power cable

Remove the power plug from the outlet if AC adapter (sold separately) is not to be used for a long period of time or before cleaning
Failing to do so may cause an electric shock, fire or malfunction.



Compulsory

Turn off handset wherever its use is prohibited such as on an aircraft
Failing to do so may adversely affect the operation of electronic equipment and cause an accident.



Compulsory

Check your surroundings to confirm that it is safe to make/receive calls, send/receive messages, take pictures, record videos
Failing to do so may cause you to trip over or cause a traffic accident.



Prohibited

Do not use handset with any power voltage other than the specified voltage
Doing so may cause a fire. Only the common AC adapter 02 (sold separately) can be used both in and out of Japan because it supports 100 to 240 V AC. Do not use any other type of traveler's power converter or power source to charge your phone. The common AC adapter 01 (sold separately) can only be used in Japan connected to a 100 V AC household power supply. The power voltages are 12 or 24 V DC (for a negative ground car only) for DC adapter 01 (sold separately).



Compulsory

Wipe away any dust on the plug of AC adapter (sold separately) with a dry cloth after removing the plug from the outlet
Dust on the plug or outlet may cause a fire.



Compulsory

Follow the instructions below when installing and wiring in-vehicle devices

- **Make sure that devices do not interfere with driving and safety equipment such as airbags**
- **Make sure that wires are not caught in seatbelt buckles, doors or other moving parts**

Any wire caught around a foot, brake pedal, accelerator pedal, etc. may interfere with driving and cause a traffic accident. If any part of an in-vehicle device drops onto the floor, it may startle you into abrupt braking or steering, leading to a traffic accident.



Compulsory

When thunder is heard outside, stop using handset immediately
Turn off handset and do not touch it
Failing to do so may attract lightning and cause electric shock. When thunder is heard, stop using handset and move to a safe place such as inside a building.



Compulsory

If the battery fails to charge in the specified time, stop charging immediately
Failing to do so may cause overheating, rupturing or fire. Contact your nearest au shop or the au Customer Service Center.



Compulsory

When inserting the plug of AC adapter (sold separately) into an AC household outlet, make sure that a metal strap or any other metal object does not touch the plug

Failing to do so may cause electric shock, short circuit or fire.



Compulsory

If something unusual happens to handset, battery or charger (sold separately); for example, it emits smoke or an unusual odor or is damaged, perform the following steps immediately

1. If the battery is charging, unplug AC adapter (sold separately) from the AC household outlet or unplug DC adapter (sold separately) from the cigarette lighter socket.
2. Make sure that handset is not hot, then turn it off and remove the battery.

Failing to do so and continuing use (charging) may cause the battery to overheat, rupture or catch fire or handset to overheat.

If something unusual happens, contact your nearest au shop or the au Customer Service Center.



Prohibited

Do not drop handset or battery or subject it to excessive shock

Doing so may cause overheating, rupturing, fire or malfunction.



Prohibited

Do not sit down with handset in your trousers pocket

Excess weight may damage Display, battery or other parts resulting in overheating, fire or injury.



Compulsory

If handset is used near an implanted cardiac pacemaker, defibrillator or other electronic medical equipment, radio waves may interfere with such a device or equipment
Observe the following guidelines

1. If you have an implanted cardiac pacemaker or defibrillator, carry and use handset at a distance of at least 22 centimeters away from the implanted device.
2. Turn off handset in crowded places such as packed trains because a person with an implanted cardiac pacemaker or defibrillator may be nearby. Radio waves can interfere with the operation of a cardiac pacemaker or other medical device.
3. Follow the precautions below in medical institutions.
 - Do not bring handset into an operating room, intensive care unit or coronary care unit.
 - Turn off handset in a hospital ward.
 - Turn off handset in a lobby or other location close to medical equipment.
 - Observe the instructions of individual medical institutions and do not use handset in or bring it into prohibited areas.

4. When using electronic medical devices other than an implanted cardiac pacemaker or defibrillator outside of medical institutions (such as at home), consult with the individual medical device manufacturer about the possible influence of radio waves.

The above information conforms to "The Guidelines on Use of Mobile Phones and Other Devices to Prevent Electromagnetic Wave Interference with Electronic Medical Equipment"

(Electromagnetic Compatibility Conference Japan), as well as refers to "The Investigative Research Report on the Influence of Electromagnetic Waves on Medical Equipment" (Association of Radio Industries and Businesses, March 2001).



Caution



Prohibited

Do not use or leave handset or battery in places where it will be exposed to direct sunlight or in hot places such as inside a car in the sun

Doing so may cause overheating, fire or malfunction.



Prohibited

Keep handset, battery, charger (sold separately) away from infants and small children

Failing to do so may result in the battery or memory card being accidentally swallowed or cause damage or injury.



Prohibited

Make sure that the terminals (metal parts) of the charger (sold separately) do not come into contact with wires or other metal objects

Failing to do so may cause overheating or burns.



Prohibited

Do not pull the cord when unplugging AC adapter (sold separately) or DC adapter (sold separately) from an AC household outlet or socket

Damage to the cord may cause electric shock, overheating or fire. Hold the plug when unplugging AC adapter (sold separately) or DC adapter (sold separately).



Prohibited

Do not pull, bend with excessive force or twist the cords of AC adapter (sold separately) and DC adapter (sold separately)
Do not damage or modify them
Do not place objects on them
Do not apply heat and keep them away from heaters
Damage to a cord may cause electric shock, overheating or fire.



No wet hands

Do not plug or unplug AC adapter (sold separately) with wet hands
Doing so may cause electric shock or malfunction.



Prohibited

Keep magnetic cards away from handset and make sure that a magnetic card is not trapped when closing handset
Failing to do so may cause the magnetic data on a cash card, credit card, telephone card or floppy disk to be lost.



Prohibited

Do not use handset in a vehicle if it affects in-vehicle electronic devices
Use of handset in some types of vehicles may, in some rare cases, affect in-vehicle electronic devices and interfere with safe driving.



Prohibited

Do not place handset on an unstable or unlevel surface
Doing so may result in handset falling and causing injury or malfunction. Be particularly careful when vibration is set.



Prohibited

Do not dispose of the used battery with ordinary garbage
Insulate the terminal with tape and then dispose of the used battery separately from ordinary garbage or take it to your nearest au shop. Be sure to observe local regulations on the separate collection of used batteries, wherever applicable.



Prohibited

Do not touch handset with sweaty hands or place it into a pocket of sweaty clothes
Sweat and humidity may erode the internal components of handset and cause overheating or malfunction.



Prohibited

Do not use DC adapter (sold separately) when the car engine is not running
Doing so may result in a flat battery.



Compulsory

If the fuse for DC adapter (sold separately) blows, replace it with a designated fuse

Replacing the fuse with other than a designated fuse may cause overheating and fire.
For details on replacing the fuse, refer to the instruction manual of DC adapter (sold separately).





Compulsory


If your skin becomes irritated, immediately stop using handset and consult with a dermatologist


The following materials and surface treatments have been used for handset. Some of these materials may cause itching, irritation, eczema, etc. in some rare cases depending on the individual's constitution and physical condition.


Part	Material (Surface Treatment)
Outer housing	PC resin (UV cured acrylic coating)
Outer housing (display side)	PA resin (UV cured acrylic coating)
Outer housing (keypad side)	PA resin (UV cured acrylic coating)
Outer housing (battery side)	PC resin (UV cured acrylic coating)
Charging LED window	PC resin
Display panel, Camera panel	Glass
Clearance keeper	Elastomer resin (UV cured acrylic processing)
External Device Port connector cap	PC resin, Elastomer resin (UV cured acrylic coating)
Mobile light panel	Acrylic resin (UV cured acrylic processing)
Camera ring	PC resin (UV cured acrylic processing)
Camera sheet	PC resin (UV cured acrylic processing)
Keypad	PC resin (UV cured acrylic processing)
Softkey, MF key	PC resin (UV cured acrylic processing)
Screw cover	Polyurethaneform
Charger Terminals	Stainless steel (gold plating, nickel undercoat)
TV antenna	Stainless steel


 **Before using handset, make sure that no metal objects (such as pins) are stuck to the earpiece or speaker**
Failing to do so may result in a metal object causing an ear or hand injury, etc.


 **If you have a weak heart, be careful with the call vibration and ringtone volume settings**
Failing to do so may startle you and may be harmful to your heart.


 **Do not use Mobile Light for purposes other than taking pictures, recording videos or lighting**
Doing so may harm the eyes and cause impaired vision or other injury.


 **Make sure things like paper, cloth and bedding are not placed on handset while charging using a USB connection, DC adapter (sold separately), AC adapter (sold separately), etc.**
Failing to do so may cause overheating, fire, burns or malfunction.


 **Do not turn the volume up too high while using Stereo Earphone-Microphone (sold separately)**
Do not use Stereo Earphone-Microphone (sold separately) continuously for long periods of time
Exposure to high sound levels may impair hearing and prolonged use may cause hearing defect regardless of the volume level. Sound leakage may annoy other people and surrounding sounds may not be heard clearly resulting in an accident.


 **Do not insert objects other than the memory card into Memory Card Slot**
Doing so may cause overheating, electric shock or malfunction.


 **Keep your face away from Memory Card Slot when inserting or removing the memory card**
Keep the memory card out of the reach of small children
If the memory card is let go of suddenly, it may fly out and hit your face resulting in injury.

 **Do not subject the memory card to vibration or shock or remove it from the slot or turn off handset while data is being written to or read from the memory card**
Doing so may cause data loss or malfunction.


 **Do not let children use cables such as USB cable (sold separately), Stereo Earphone Conversion Cable (sold separately) and Stereo Earphone-Microphone (sold separately) unsupervised and keep cables out of infant's reach**
An injury may be caused if, for instance, the cable is wrapped around a neck.

 **Do not point the infrared beam at anyone's eye during infrared communication**
Doing so may cause eye damage.

 **Do not use Mobile Light close to eyes**
Doing so may cause eye damage. Be especially careful not to take pictures or record videos with Mobile Light too close to the eyes of infants.

 **Do not use excessive force when inserting or removing au IC Card**
Doing so may cause a malfunction. Be careful not to injure a hand or finger when removing the card.

 **Use only a au IC Card designated for handset**
Failing to do so may cause data loss or malfunction.

 **Be careful not to trap your fingers or objects when closing handset and not to trap your fingers in the hinge when opening handset**
Failing to do so may cause injury or damage to the LCD Display.

General Notes

Using Your Handset

- Handset employs radio waves. Signals may be disrupted even within service areas if you are indoors, underground, inside a tunnel or inside a vehicle. If you move to a location with poor signal reception, a call may be suddenly cut off.
- When using handset in public places, take care not to annoy other people around you. Use of handset is prohibited in some public places such as in theaters or on buses and trains.
- Handset is a radio transceiver under Japanese Radio Law. You may be requested to submit handset for inspection based on this law.

- Use of handset near a landline phone may affect the image and sound quality of the equipment.
- Handset employs a digital system to maintain a high level of communication quality even at very low signal levels. However, calls may be suddenly cut off when the signal strength becomes too weak.
- The digital system provides a high level of privacy protection. However, the possibility of someone eavesdropping on your conversation cannot be ruled out as long as radio waves are used.
- Data stored on handset may be corrupted or lost on the following occasions.
 - Handset is used improperly.
 - Handset is exposed to static electricity or electric noise.
 - Handset is turned off during operation.
 - The battery is completely discharged.
 - Handset malfunctions or is sent for repairs.

KDDI and Toshiba accept no liability whatsoever for the corruption or loss of stored data. Be sure to keep a separate memo of important data to limit damage caused by data corruption or loss to a minimum.

- Be sure to charge the battery before using handset for the first time or if handset has not been used for a long time. When the battery is stored for a long time, it discharges over time even if it is not used.
- Before using a memory card, read the instruction manual of the memory card thoroughly to ensure safe and proper operation.
- When handset is used for extended periods of time, especially in high temperature conditions, its surface could become hot. Please use caution when touching handset under such conditions.
- When certain items are taken out of the country, documentation may be required to certify that the export of the items is not controlled, prohibited, or restricted by the Export Trade Control Order and Foreign Exchange Order. Basically, no such documentation is required if you take handset out of the country and bring it back for the purpose of personal use when going on vacations or short business trips. In some cases, however, an export permit may be required if handset is to be used by or transferred to anyone else.

Furthermore, a US government export permit may be required when taking handset to countries for which the US government has imposed export restrictions (Cuba, North Korea, Iran, Sudan, Syria).

For details on export laws, regulations and procedures, refer to the Web page of the Security Export Control Policy Division of the Ministry of Economy, Trade and Industry.

- If you use a hearing aid, handset usage may interfere with hearing aid performance. If there is any interference, consult with the manufacturer or distributor of the hearing aid.

Inside Vehicles

- Do not use handset while driving. Use of handset while driving is prohibited by law. Talking on handset using Stereo Earphone-Microphone (sold separately) while driving may be subject to penalties in some prefectures.
- Before using handset, stop the vehicle in a safe area where parking or stopping is permitted.

Aboard Aircraft

- Do not use handset on an aircraft. Do not turn handset on while you are on an aircraft.

Handling Basics

- Do not use handset in extreme temperatures, direct sunlight and humid or dusty places.
- Do not drop handset or subject it to excessive shock.
- To clean handset, wipe it with a dry soft cloth. Do not use alcohol, thinner, benzene or other solvents. Doing so may cause discoloration and remove the printed logo.
- Avoid exposing handset to rain, snow or high humidity. Handset, battery, charger (sold separately), Stereo Earphone-Microphone (sold separately) and other optional accessories are not waterproof.
- Do not remove the battery while handset power is on to avoid malfunction.
- If the battery has been removed from handset or handset has not been charged for a long time, stored data and settings may be lost or altered. KDDI and Toshiba accept no liability whatsoever for any damage or loss resulting from such negligence.

- The battery is a consumable item employing lithium ions. Replace the battery with a new one if the operation time becomes extremely short after it is fully charged. Buy a new battery designated for handset.
- Do not dispose of batteries with municipal waste. Insulate the terminal with tape or place the battery in a plastic bag and take it to the nearest au shop or recycling center. Be sure to observe local regulations on battery disposal.
- Some handset display pixels may be missing or remain lit. This is not a defect or malfunction. If Display is left on for a long period of time, pictures may be permanently burned into it.
- Make sure Stereo Earphone Conversion Cable (sold separately) or Stereo Earphone-Microphone (sold separately) is securely plugged into Earphone Microphone Jack. Failing to do so may generate noise on the other party's phone during calls.
- Do not turn the volume up too high while using Stereo Earphone-Microphone (sold separately). Exposure to high sound levels may impair hearing and prolonged use may cause hearing damage regardless of the volume level. Sound leakage may annoy other people and surrounding sounds may not be heard clearly when walking, resulting in an accident.
- When External Device Port are not in use, make sure to replace the covers. Otherwise dust or water may enter handset causing malfunction.
- Hold the plug and do not pull the cord when unplugging Stereo Earphone Conversion Cable (sold separately) or Stereo Earphone-Microphone (sold separately). Pulling the cord may cause damage or malfunction.
- Antenna of handset is built into the body. Signal sensitivity may be reduced by touching/covering Internal Antenna area. Do not cover this area by affixing stickers, or any other items. Doing so may prevent you from making/receiving calls, sending/receiving messages or accessing the Web.
- When you replace handset or send it for repair, messages and other data stored on handset cannot be transferred to another handset.
- Do not drop au IC Card or subject it to excessive shock. Doing so may cause a malfunction.
- Do not bend au IC Card or place a heavy object on it. Doing so



Li-ion 00

- may cause a malfunction.
- Do not allow au IC Card to get wet or leave it in places of high humidity. Doing so may cause a malfunction.
- Do not use or leave au IC Card in hot places such as near a fire or heater. Doing so may cause a malfunction.
- Avoid storing au IC Card in direct sunlight or hot and humid places. Failing to do so may cause a malfunction.
- Keep au IC Card out of infants' reach. Failing to do so may result in au IC Card being accidentally swallowed or cause an injury.
- Before using au IC Card, read the instruction manual of au IC Card thoroughly to ensure safe and proper operation.

Functional Limitations

- After handset upgrade or subscription cancellation, the following functions become unavailable on handset:
 - Media Player
 - EZ apps
- Above functions may become unavailable after long periods of not using handset. Contact your nearest au shop or the au Customer Service Center.

Mobile Camera

- Be sure to observe proper etiquette when using the camera.
- Do not expose the camera lens to direct sunlight. Concentrated sunlight through the lens may cause handset to malfunction.
- Be sure to try taking and previewing pictures before using the camera on important occasions like wedding ceremonies.
- Do not commercially use or transfer pictures taken with the camera without the permission of the copyright holder (photographer), except for personal use.
- Do not use the camera in locations where taking photos and recording videos are prohibited.
- Do not block the lens with your fingers or strap when shooting pictures or videos.

Mobile Light

- Do not use Mobile Light in hot, cold or humid places. Doing so may shorten their life.
- Mobile Light have a limited life. Repeated use will decrease the light intensity.

Copyrights

- Copyrighted materials, such as music, images, computer programs and databases, and their respective holders are protected by copyright laws. Duplication of copyrighted materials is permitted only for individual or home use. Making copies (including data conversion), modifications, transfers or network distributions of copies for purposes other than stated above without proper authorization constitutes an infringement of copyrights and moral rights, potentially resulting in claims for reparations or criminal punishment. If you use handset to make copies, observe the copyright laws. Furthermore, recording materials using the camera is also subject to the same laws.

Right of Portrait

- Portrait right is the right of an individual to refuse to be photographed by others and protects from the unauthorized publication or use of an individual's photograph by others. Right of personality is a portrait right applicable to all citizens and right of publicity is a portrait right (property right) designed to protect celebrities' interests. Be careful when taking pictures with handset camera. Photographing, publicizing and distributing photographs of citizens and celebrities without permission are illegal.

End User License Agreement

TOSHIBA CORPORATION

IMPORTANT NOTE: PLEASE READ BEFORE USING YOUR HANDSET

BY ATTEMPTING TO USE ANY SOFTWARE ON THE SUPPLIED HANDSET THIS CONSTITUTES YOUR ACCEPTANCE OF THESE EULA TERMS. IF YOU REJECT OR DO NOT AGREE WITH ALL THE TERMS OF THIS EULA, PLEASE DO NOT ATTEMPT TO ACCESS OR USE THE SUPPLIED SOFTWARE.

End User License Agreement

This End User License Agreement ("EULA") is a legal agreement between you (as the user) and TOSHIBA CORPORATION ("Toshiba") with regard to the copyrighted software as installed in a Toshiba handset supplied to you (the "Handset").

Use or disposal of any software installed in the Handset and related documentations (the "Software") will constitute your acceptance of these terms, unless separate terms are provided by the Software supplier on the Handset, in which case certain additional or different terms may apply. If you do not agree with the terms of this EULA, do not use or dispose the Software.

1. License Grant. Toshiba grants to you a personal, nontransferable and non-exclusive right to use the Software as set out in this EULA. Modifying, adapting, translating, renting, copying, making available, transferring or assigning all or part of the Software, or any rights granted hereunder, to any other persons and removing any proprietary notices, labels or marks from the Software is strictly prohibited, except as expressly permitted in this EULA. Furthermore, you hereby agree not to create derivative works based on the Software.
2. Copyright. The Software is licensed, not sold. You acknowledge that no title to the intellectual property in the Software is or will be transferred to you. You further acknowledge that title and full ownership rights to the Software will remain the exclusive property of Toshiba, Toshiba's affiliates, and/or their suppliers, and you will not acquire any rights to the Software, except as expressly set out in this EULA. You may keep a back-up copy of the Software only so far as necessary for its lawful use. All copies of the Software must contain the same proprietary notices as contained in or on the Software and are subject to the terms of this EULA. All rights not expressly granted under

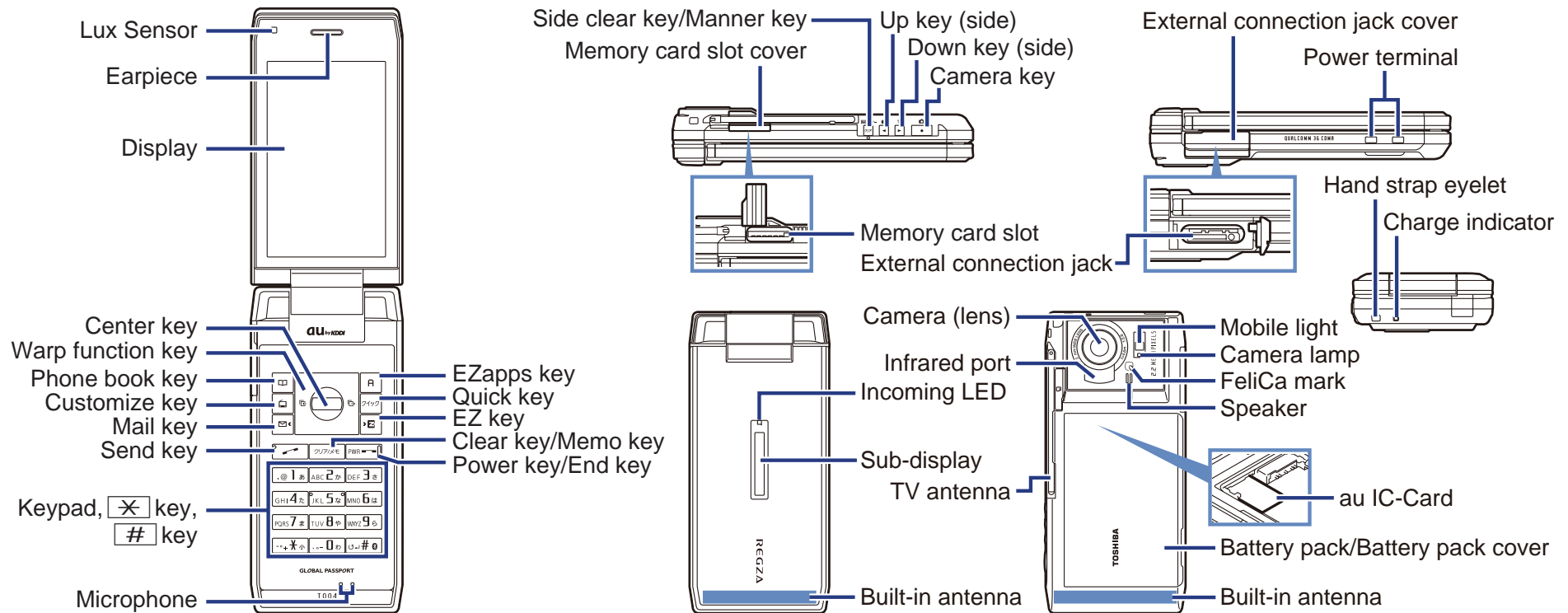
this EULA are reserved to Toshiba, Toshiba's affiliates and/or their suppliers.

3. Reverse Engineering. You agree that you will not attempt, and if you are a business organization, you will use your best efforts to prevent your employees, servants and contractors from attempting to reverse engineer, decompile, modify, translate or disassemble the Software in whole or in part except to the extent that such actions cannot be excluded by mandatory applicable law and only if those actions are taken in accordance with such applicable law. Any failure to comply with the above or any other terms and conditions contained herein will result in the automatic termination of this license and the reversion of the rights granted hereunder to Toshiba.
4. **DISCLAIMER OF WARRANTY**. The Software is provided "AS IS" without warranty of any kind. **TOSHIBA, TOSHIBA'S AFFILIATES, AND THEIR SUPPLIERS DISCLAIM ALL WARRANTIES, CONDITIONS OR OTHER TERMS (WHETHER EXPRESS OR IMPLIED), INCLUDING BUT NOT LIMITED TO WARRANTIES, CONDITIONS AND TERMS OF SATISFACTORY QUALITY, MERCHANTABILITY, FITNESS FOR A PARTICULAR PURPOSE AND NON-INFRINGEMENT OF THIRD-PARTY RIGHTS; AND THE ENTIRE RISK AS TO THE QUALITY AND PERFORMANCE OF THE SOFTWARE IS WITH YOU. YOU ACCEPT THAT SOFTWARE MAY NOT MEET YOUR REQUIREMENTS AND NO WARRANTY CAN BE GIVEN THAT OPERATION OF THE SOFTWARE WILL BE UNINTERRUPTED OR ERROR-FREE.**
5. **LIMITATION OF LIABILITY**. TO THE FULLEST EXTENT LEGALLY PERMITTED, IN NO EVENT SHALL TOSHIBA, TOSHIBA'S AFFILIATES OR THEIR SUPPLIERS BE LIABLE TO YOU FOR ANY DAMAGES FOR (A) LOST BUSINESS OR REVENUE, BUSINESS INTERRUPTION, LOSS OF

BUSINESS DATA; OR (B) CONSEQUENTIAL, SPECIAL, INCIDENTAL OR INDIRECT DAMAGES OF ANY KIND (WHETHER UNDER CONTRACT, TORT OR OTHERWISE) ARISING OUT OF: (I) THE USE OR INABILITY TO USE THE SOFTWARE, EVEN IF TOSHIBA, TOSHIBA'S AFFILIATES OR THEIR SUPPLIER HAS BEEN ADVISED OF THE POSSIBILITY OF SUCH DAMAGES; OR (II) ANY CLAIM BY A THIRD PARTY. SAVE AS SET OUT IN THIS SECTION, TOSHIBA'S ENTIRE LIABILITY UNDER THIS EULA SHALL NOT EXCEED THE PRICE PAID FOR THE SOFTWARE, IF ANY.


PLEASE MAKE AND RETAIN A COPY OF ALL DATA YOU HAVE INSERTED INTO YOUR PRODUCT, FOR EXAMPLE NAMES, ADDRESSES, PHONE NUMBERS, PICTURES, RINGTONES ETC, BEFORE SUBMITTING YOUR PRODUCT FOR A WARRANTY SERVICE, AS SUCH DATA MAY BE DELETED OR ERASED AS PART OF THE REPAIR OR SERVICE PROCESS.

6. Laws. This EULA will be governed by the laws of Japan. All disputes arising out of this EULA shall be subject to the exclusive jurisdiction of the Tokyo District Court.
7. Export Laws. Any use, duplication or disposal of the Software involves products and/or technical data that may be controlled under the export laws of applicable countries or region and may be subject to the approval of the applicable governmental authorities prior to export. Any export, directly or indirectly, in contravention of the export laws of applicable countries or region is prohibited.
8. Third Party Beneficiary. You agree that certain suppliers of the Software to Toshiba have a right as a third party beneficiary to enforce the terms of this EULA against you as a user.




Turning Power On and Off

Turning Power On

Hold down  for at least one second.

Turning Power Off

Hold down  for at least one second.

Switching the Screen to English

From the stand-by screen: Press . Press . Press .
Press .

Checking Your Own Phone Number and E-mail Address


From the stand-by screen: Press . Press .

Making and Answering a Call

Making a Call

From the stand-by screen: Enter the phone number you want to call.

Press .

To end a call: Press .


Answering a Call

When the phone starts ringing, press .

To adjust the earpiece volume during a call: Use .

Storing and Recalling Address Book Entries


Storing an Entry


From the stand-by screen: Hold down  for at least one second.

Use  to select the item you want to edit. Press  (Select).

Enter the data. Press  (Reg).

Recalling an Entry

From the stand-by screen: Press  to display the Address Book screen.

Use  to select the tab for the record you want to recall.

Use  to select the name of the record.


Press  (Detail) to view the record in detail.


Using the Camera (Movie and Snapshot)


Recording a Movie Clip

From the stand-by screen: Press . Use  to select "Camera".

Press  (Select). Select "Movie". Press  (Select).

Press  (Record) to start recording.

Press  (Stop) to stop recording.

Press  (Save) to store the movie.


Press  (II) (Pause) during recording to pause recording.


Press  ( ⇄ ) in the Movie mode to change to the Photo mode.

Taking a Snapshot

From the stand-by screen: Press . Use  to select "Camera".

Press  (Select). Select "Photo (DSC)". Press  (Select).

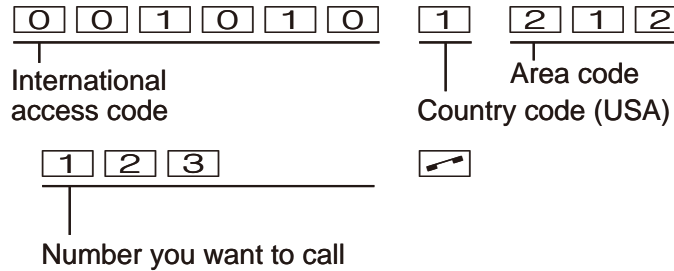
Press  (Shoot) to take a snapshot.

Press  (Save) to store the photo.

Press  ( ⇄ ) in the Photo mode to change to the Movie mode.


Making an International Call

Ex: To call 212-123- in the USA



Other Handy Features

Setting the Manner Mode

From the stand-by screen: Hold down  for at least one second.

Repeat the above operation to disable the Manner Mode.

Setting the Answer Memo (Voice Recording)


From the stand-by screen: Hold down  for at least one second.

Repeat the above operation to disable the Answer Memo.

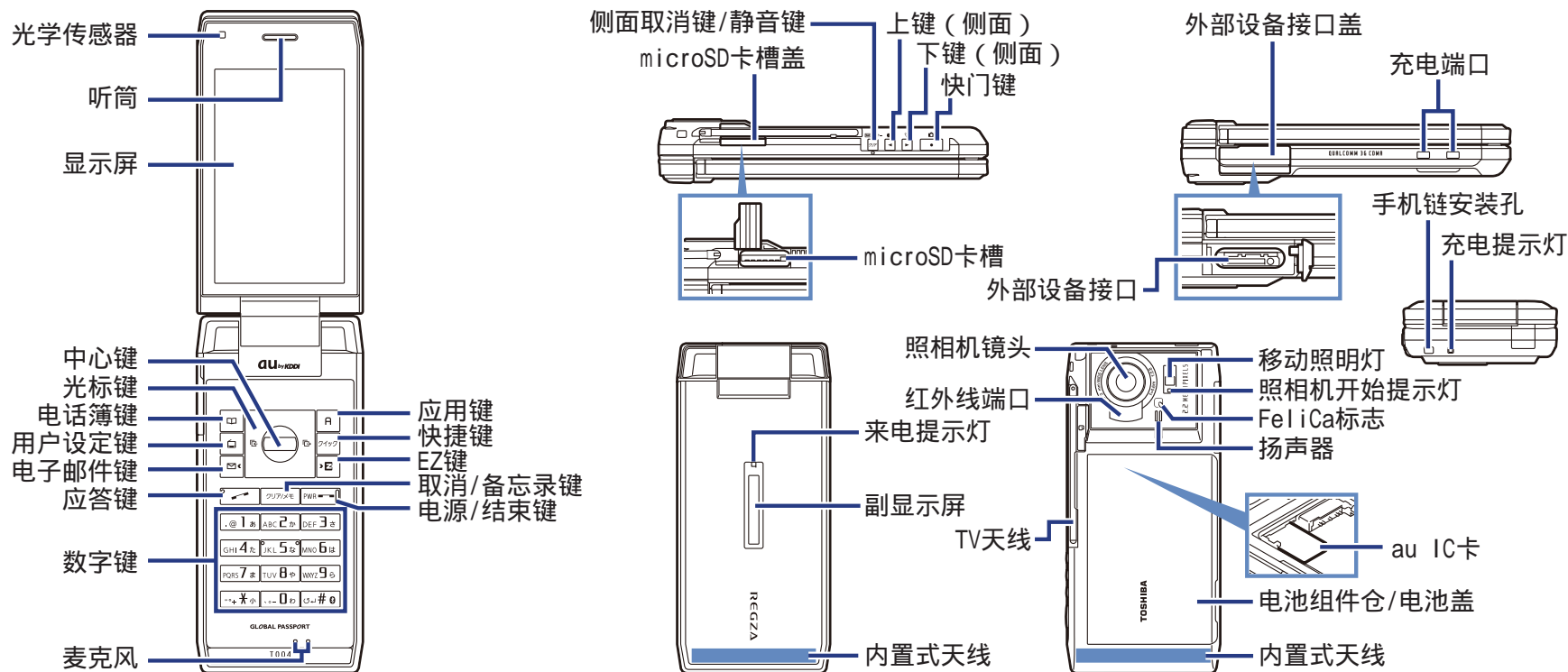
For inquiries, please contact

au Customer Service Center (General Information)

If you are calling from a landline phone:

 0 0 7 7 - 7 - 1 1 1 (toll free)

If you are calling from an au mobile phone: 1 5 7 (toll free)



开启或切断电源

开启电源

按住 一秒钟以上。

切断电源

按住 一秒钟以上。

切换到英语显示

从待机画面:按下 。按下 。按下 。按下 。

检查您自己的电话号码和电子邮箱地址

从待机画面:按下 。按下 。

拨打和接听电话

拨打电话

从待机画面:输入您想要拨打的电话号码。按下 。

结束通话:按下 。


接听电话

在电话铃声响起时,按下。

调整听筒音量:使用。

保存和查看电话簿内的名单

保存名单

从待机画面:按住一秒钟以上。

使用选择您想要编辑的项目。按下〔選択〕选择。

输入数据。按下〔登録〕注册。

查看名单

从待机画面:按下显示按平假名行搜索屏幕。





使用选择您查找的记录平假名和英语行。

使用选择记录的名字。


按下〔詳細〕详细)查看记录的详细内容。

使用照相机(动画和快照)

拍摄动画

从待机画面:按下。使用选择“カメラ〔照相机〕”。按下〔選択〕选择。选择“ムービー〔动画〕”。按下〔選択〕选择。

按下〔録画〕拍摄)开始拍摄。





按下〔停止〕结束)停止拍摄。

按下〔保存〕保存)储存动画。

在拍摄过程中,按下〔II〕暂停)暂停拍摄。




在动画模式,按下〔⇌〕可以切换到照片模式。

拍摄快照

从待机画面:按下。使用选择“カメラ〔照相机〕”。按下〔選択〕选择。选择“フォト(カメラモード)〔照片〕”。按下〔選択〕选择。

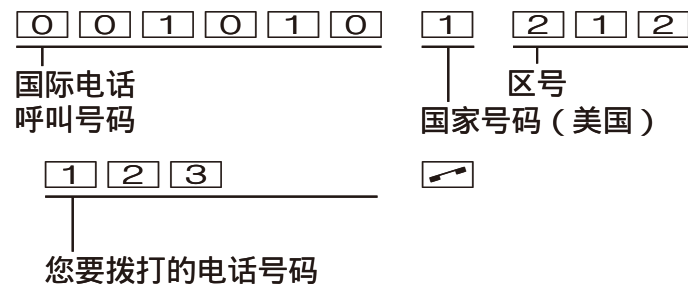
按下〔撮影〕拍摄)拍摄快照。

按下〔保存〕保存)储存照片。

在照片模式,按下〔⇌〕可以切换到动画模式。

拨打国际长途电话

举例:想要拨打美国长途电话 212-123-



其他手机功能

设置静音模式

从待机画面:按住一秒钟以上。

想要取消静音模式,则重复上述步骤。

设置语音备忘录(语音记录)

从待机画面:按住一秒钟以上。

想要取消语音备忘录,则重复上述步骤。

如需咨询,请联系

au客户服务中心(综合信息)

从座机上请拨打电话:  0077-7-111(免费)

从au手机上请拨打电话:157(免费)

Declaration of Conformity

ご不要になったケータイや取扱説明書はお近くのauショップへ

大切な地球のために、
一人ひとりができること。


それは、たとえばケータイや取扱説明書のリサイクルという、とても身近なことから始められます。

ケータイの本体や電池に含まれている希少金属や、取扱説明書などの紙類はリサイクルすることができます。

取扱説明書などの紙類は古紙原料として、製紙会社で再生紙となり、次の印刷物に生まれ変わります。また、このリサイクルによる資源の売却金は、国内の森林保全活動に役立っています。

ご不要になったケータイや取扱説明書は、お近くのauショップへ。

みなさまのご協力をお願いいたします。



ご不要になったケータイや取扱説明書は
お近くのauショップへ

<http://www.au.kddi.com/notice/recycle/index.html>

お問い合わせ先番号 auお客様センター

総合・料金について (通話料無料)

一般電話からは

 0077-7-111

au電話からは


局番なしの157番

PRESSING ZERO WILL CONNECT YOU TO AN OPERATOR
AFTER CALLING 157 ON YOUR au CELLPHONE.

紛失・盗難・故障・操作方法について

(通話料無料)

一般電話からは

 0077-7-113

au電話からは

局番なしの113番

上記の番号がご利用になれない場合、下記の番号
にお電話ください。(無料)

 0120-977-033 (沖縄を除く地域)

 0120-977-699 (沖縄)

EZwebからは

アクセス方法 EZ トップメニュー・検索 auお客さま
サポート お問い合わせ
メニュー構成については予告なく変更
することがあります。

なるほど! au

みんなでつくる、auQ&Aサイト

アクセス方法 EZ トップメニュー・検索 auお客さま
サポート みんなでQ&A「なるほど! au」

バーコード QRコード を読み取って
なるほど! auにアクセス

別途パケット通信料がかかります。



この取扱説明書は大豆油インキで印刷しています



この取扱説明書は再生紙を使用しています。

取扱説明書リサイクルにご協力ください。
KDDIでは、このマークのあるauショップで回収した、
紙資源を製紙会社と協力し、国内リサイクル活動を行
っています。

本冊子は、その一環として製作されております。



モバイル・リサイクル・ネットワーク
携帯電話・PHSのリサイクルにご協力。

携帯電話・PHS事業者は、環境を保護し、貴
重な資源を再利用するためにお客様が不要
となってお持ちになる電話機・電池・充電器
を、ブランド・メーカーを問わず、マークのあ
るお店で回収し、リサイクルを行っています。

auオンラインマニュアルへのアクセスは
こちら

EZweb版auオンラインマニュアルは、
通信料無料でご利用いただけます。

2010年4月第1版

発売元: KDDI(株)・沖縄セルラー電話(株)
製造元: 株式会社 東芝

