

FCC notice

This device complies with part 15 of the FCC Rules. Operation is subject to the following two conditions: (1) This device may not cause harmful interference, and (2) this device must accept any interference received, including interference that may cause undesired operation.

Note:

This equipment has been tested and found to comply with the limits for a Class B digital device, pursuant to part 15 of the FCC Rules. These limits are designed to provide reasonable protection against harmful interference in a residential installation. This equipment generates, uses, and can radiate radio frequency energy and, if not installed and used in accordance with the instructions, may cause harmful interference to radio communications.

However, there is no guarantee that interference will not occur in a particular installation. If this equipment does cause harmful interference to radio or television reception, which can be determined by turning the equipment off and on, the user is encouraged to try to correct the interference by one or more of the following measures:

- Reorient or relocate the receiving antenna.
- Increase the separation between the equipment and receiver.
- Connect the equipment into an outlet on circuit different from that to which the receiver is connected.
- Consult the dealer or an experienced radio/TV technician for help and for additional suggestions.

Warning

The user is cautioned that changes or modifications not expressly approved by the manufacturer could void the user's authority to operate the equipment.

FCC RF exposure information

Your Toshiba phone is a radio transmitter and receiver.

It is designed and manufactured not to exceed the emission limits for exposure to radio frequency (RF) energy set by the Federal Communications Commission of the U.S. Government.

The guidelines are based on standards that were developed by independent scientific organizations through periodic and thorough evaluation of scientific studies. The standards include a substantial safety margin designed to assure the safety of all persons, regardless of age and health.

The exposure standard for wireless handsets employs a unit of measurement known as the Specific Absorption Rate, or SAR. The SAR limit set by the FCC is 1.6 W/kg. The tests are performed in positions and locations (e.g., at the ear and worn on the body) as required by the FCC for each model.

The SAR value for this model handset when tested for use at the ear is 0.283 W/kg and when worn on the body, as described in this user guide, is 0.171 W/kg.

Body-worn operation

This phone was tested for typical body-worn operations with the back of the phone kept at a distance of 1.5 cm from the body. To maintain compliance with FCC RF exposure requirements, use accessories that maintain a 1.5 cm separation distance between your body and the back of the phone. The use of belt clips, holsters and similar accessories should not contain metallic components.

The use of accessories that do not satisfy these requirements may not comply with FCC RF exposure requirements, and should be avoided.

The FCC has granted an Equipment Authorization for this model handset with all reported SAR levels evaluated as in compliance with the FCC RF emission guidelines. SAR information on this model handset is on file with the FCC and can be found under the Display Grant section of <http://www.fcc.gov/oet/ea/fccid/> after searching on FCC ID WVS-SS11-J01. Additional information on Specific Absorption Rates (SAR) can be found on the Cellular Telecommunications & Internet Association (CTIA) website at <http://www.phonefacts.net>.

Declaration of Conformity

European Union Directives Conformance Statement

CE0700

Hereby, Toshiba, declares that this product is in compliance with the essential requirements and other relevant provisions of Directive 1999/5/EC.

輸出管理規制




本機を、法令により許されている場合を除き、日本国外に持ち出しは
いけません。(本機は、外国為替及び外国貿易法によるリスト規制品を
含みません。米国輸出規制により、以下の国々に本機を持ち込むこと
はできません。(2010年★月現在)キューバ、イラン、朝鮮民主主義人民
共和国、スーダン、シリア)

U.S law and international agreements currently prohibit export of this
device's browser and security technology to the following countries-Cuba,
Iran, North Korea, Sudan and Syria. (Other restrictions regarding this device
may apply.)

知的財産権について

■ 商標について

本書に記載している会社名、製品名は、各社の商標または登録商標です。

- microSDHCロゴはSD-3C, LLCの商標です。
- Bluetooth®ワードマークおよびロゴは、Bluetooth® SIG, Inc.が所有する登録商標であり、東芝は、これら商標を使用する許可を受けています。
- Wi-Fi Certified®とそのロゴは、Wi-Fi Allianceの登録商標または商標です。
- AdobeおよびAdobe Reader、FlashはAdobe Systems Incorporated(アドビシステムズ社)の米国またはその他の国における登録商標または商標です。
- Microsoft®, Windows®, Windows Vista®, Windows Mobile®, ActiveSync®, Outlook®, Excel®, PowerPoint®, Windows Media®, Windows Live™およびInternet Explorer®のロゴは、米国Microsoft Corporationの、米国またはその他の国における商標または登録商標です。
- Microsoft® Wordは、米国Microsoft Corporationの商品名称です。
- 「ATOK」は株式会社ジャストシステムの登録商標です。
「ATOK」は、株式会社ジャストシステムの著作物であり、その他権利は株式会社ジャストシステムおよび各権利者に帰属します。
- 本製品のソフトウェアの一部に、Independent JPEG Groupが開発したモジュールが含まれています。
- その他本文中に記載されている会社名および商品名は、各社の商標または登録商標です。

■ その他

本製品は、MPEG-4 Visual Patent Portfolio Licenseに基づきライセンスされており、お客様が個人的かつ非営利目的において以下に記載する場合のみ使用することが認められています。

- MPEG-4 Visualの規格に準拠する動画(以下、MPEG-4 Video)を記録する場合
 - 個人的かつ非営利的活動に従事する消費者によって記録されたMPEG-4 Videoを再生する場合
 - MPEG-LAよりライセンスを受けた提供者により提供されたMPEG-4 Videoを再生する場合
- プロモーション、社内用、営利目的などその他の用途に使用する場合には、米国法人MPEG LA, LLCにお問い合わせください。

■ Windowsの表記について

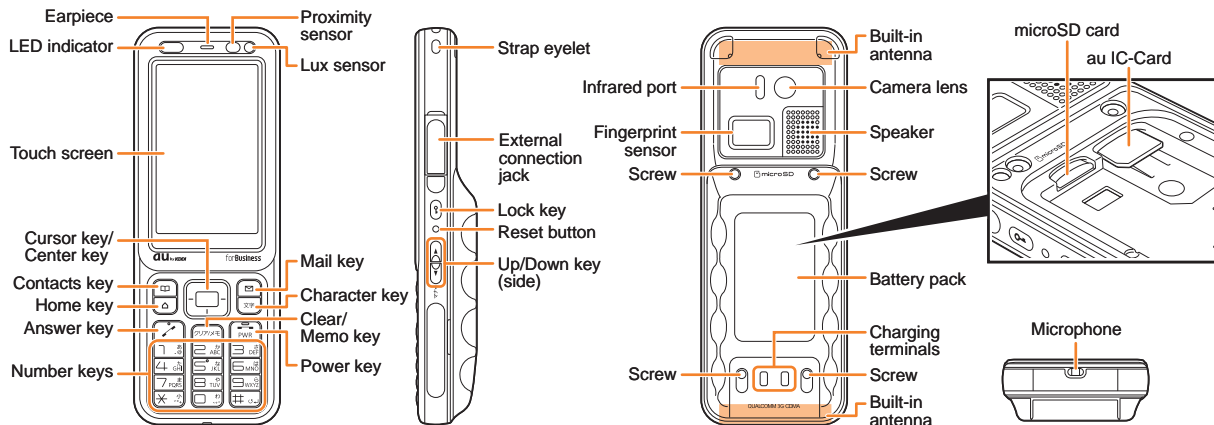
本書では各OS(日本語版)を以下のように略して表記しています。

- Windows 7は、Microsoft® Windows® 7(Starter, Home Basic, Home Premium, Professional, Enterprise, Ultimate)の略です。
- Windows Vistaは、Microsoft® Windows Vista®(Home Basic, Home Premium, Business, Enterprise, Ultimate)の略です。
- Windows XPは、Microsoft® Windows® XP Professional operating systemまたはMicrosoft® Windows® XP Home Edition operating systemの略です。



Windows Mobileの製品情報について

Windows MobileおよびWindows Mobileアプリケーションについては、『マイクロソフトWindows Mobileホーム』で情報をご覧ください。


<http://www.microsoft.com/windowsmobile/ja-jp/default.msp>







Turning Power On and Off

- **Turning Power On**
Hold down  for at least a few seconds.
- **Turning Power Off**
Hold down  for at least a few seconds. ▶ Tap “電源OFF” (Power Off).

Checking Your Own Phone Number

- Tap  ▶ Tap “設定” (Settings). ▶ Tap “個人” (Personal).
▶ Tap “自局番号” (My Number).

Making and Answering a Call

- **Making a Call**
From the home screen: Enter the phone number you want to call.
▶ Press .
- To end a call: Press .
- **Answering a Call**
When the phone starts ringing, press .
- To adjust the earpiece volume during a call: Use .

Storing and Recalling Address Book Entries

● Storing an Entry

From the home screen: Press . ▶ Tap .

▶ Tap “Outlook連絡先” (Outlook Contact). ▶ Enter the data. ▶ Tap .

● Recalling an Entry

From the home screen: Press to display the Address Book screen

▶ Tap the entry you want to view the detail.

Using the Camera (Snapshot)

● Taking a Snapshot

Tap . ▶ Tap “カメラ” (Camera).

▶ Tap the capture mode icon and use to switch to (single photo mode).

▶ Tap to take a snapshot.

▶ Tap to store the photo.

Making an International Call

Ex: To call 212-123-△△△△ in the USA

International access code Area code
Country code (USA)

Number you want to call

Other Handy Features

● Setting the Manner Mode

Hold down for at least one second.

Repeat the above operation to disable the Manner Mode.

● Setting the Answer Memo (Voice Recording)

From the home screen: Hold down for at least one second.

▶ Tap “簡易留守メモ設定” (Answer Memo Setting).

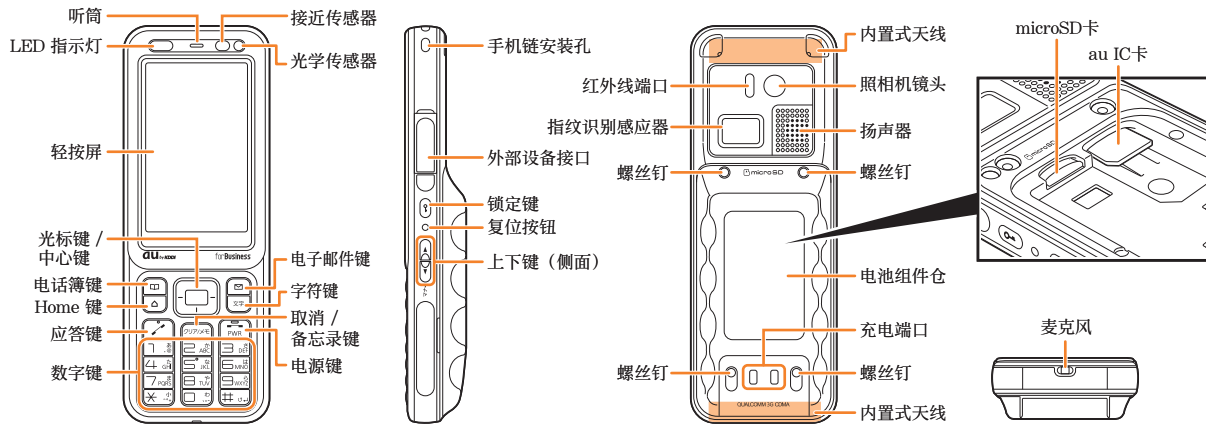
Repeat the above operation to disable the Answer Memo.

For inquiries, please contact

au Customer Service Center (General Information)

● If you are calling from a landline phone: ☎ 0077-7-111 (toll free)


● If you are calling from an au mobile phone: 157 (toll free)








开启或切断电源

- 开启电源
按住  几秒钟。
- 切断电源
按住  几秒钟。▶轻按“电源OFF”(关闭电源)。

检查您自己的电话号码

- 轻按 。▶轻按“設定”(设置)。▶轻按“個人”(个人)。
▶轻按“自局番号”(本机号码)。

拨打和接听电话

- 拨打电话
主萤幕: 输入您想要拨打的电话号码。▶按下 。
结束通话: 按下 。
- 接听电话
在电话铃声响起时, 按下 。
调整听筒音量: 使用  / 。

保存和查看电话簿内的名单

● 保存名单

主萤幕: 按 。▶ 轻按 。

▶ 轻按“Outlook連絡先”(Outlook联系人)。▶ 输入数据。▶ 轻按 。

● 查看名单

主萤幕: 按 显示电话簿名单萤幕 ▶ 轻按名单查看详细内容。

使用照相机(快照)

● 拍摄快照

轻按 。▶ 轻按“カメラ”(照相机)。

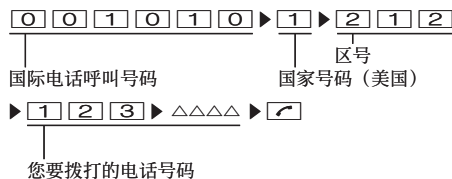
▶ 轻按拍摄模式图示并使用 以切换至 (单张照片模式)。

▶ 轻按 拍摄快照。

▶ 轻按 储存照片。

拨打国际长途电话

举例: 想要拨打美国长途电话 212-123-△△△△



其他手机功能

● 设置静音模式

按住 一秒钟以上。

想要取消静音模式, 则重复上述步骤。

● 设置语音备忘录(语音记录)

主萤幕: 按住 一秒钟以上。

▶ 轻按“简易留守メモ设定”(设置语音备忘录)。

想要取消语音备忘录, 则重复上述步骤。

如需咨询, 请联系

au客户服务中心(综合信息)

● 从座机上请拨打: 0077-7-111(免费)

● 从au手机上请拨打: 157(免费)

MEMO