



TECH DECK Radio Control






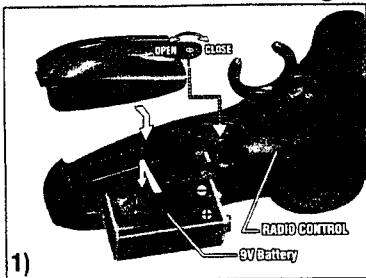
DUDE

MAGNA SERIES







Position bottom of foot to section shown on board for optimum function & performance.

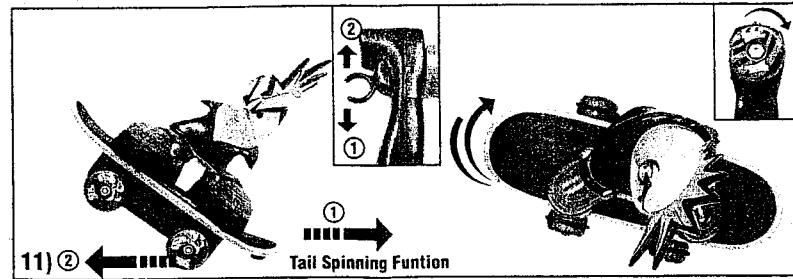
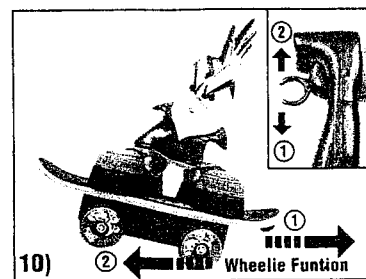
Dudes will be changed subject to the item name on the window box



- 1) Open battery compartment on the underside of the radio control and insert one 9 Volt battery and close cover.
- 2) Open battery compartment on the underside of skateboard and insert 4 AAA batteries and close cover.
- 3) Turn power switch ON the side of radio control. Red LED light when lit indicates power is ON.
- 4) Turn power switch ON on the underside of skateboard.
- 5) Attach magnetic figure to the center of board. Position figure further forward or backward to perform additional tricks.



- 6 & 7) Turn wheel to the left or right to turn skateboard left or right.
- 8 & 9) Move trigger on the underside of remote forward and backward to control forward and backward motion.



- 10) Move trigger forward and backward quickly to perform wheelies.
- 11) Turn wheel left or right and hold position while moving the trigger forward or backward to perform tail spinning function.

20 ft RANGE



- Do not use rechargeable batteries.
- Non-rechargeable batteries are not to be recharged.
- Different types of batteries or new and used batteries are not to be mixed.
- Only batteries of the same or equivalent type as recommended are to be used.
- Batteries are to be inserted with the correct polarity.
- Exhausted batteries are to be removed from the toy.
- The supply terminals are not to be short-circuited.
- Do not dispose of batteries in fire, batteries may explode or leak.
- 4 AAA Batteries required for Skateboard (Not Included).
- One 9V Battery required for Radio Control (Not Included).


WARNING:
CHOKING HAZARD- Small parts.
Not for children under 3 years.

CAUTION:
Thread of Screw Contains
Functional Sharp Edges.

TECH DECK

Radio Control

MAGNA SERIES



20 ft RANGE

WARNING: Changes or modifications to this unit not expressly approved by the party responsible for compliance could void the user's authority to operate the equipment.

Note: This equipment has been tested and found to comply with the limits for a class B digital device, pursuant to Part 15 of the FCC Rules. These limits are designed to provide reasonable protection against harmful interference in a residential installation. This equipment generates, uses and can radiate radio frequency energy and, if not installed and used in accordance with the instructions, may cause harmful interference to radio communications.

However, there is no guarantee that interference will not occur in particular installation. If this equipment does cause harmful interference to radio or television reception, which can be determined by turning the equipment off and on, the user is encouraged to try to correct the interference by one or more of the following measures:

- Reorient or relocate the receiving antenna
- Increase the separation between the equipment and receiver
- Connect the equipment into an outlet on a circuit different from that to which the receiver is needed
- Consult the dealer or an experienced radio/TV technician for help

This device complies with Part 15 of the FCC Rules.

Operation is subject to the following two conditions:

- 1) this device may not cause harmful interference, and
- 2) this device must accept any interference received, including interference that may cause undesired operation.

Keep the display box and the manual for future reference.

Please retain these details for future reference.

© 2002 TOY ISLAND MFG. CO. LTD. All Rights Reserved.
Tech Deck® and Tech Deck Dude™ are trademarks of X Concepts, LLC. Used with permission.
PATENT PENDING. Products' colors & contents may vary from photos shown.
Conforms to toy safety standards ASTM-F963. Retain package for future reference.
Please remove packaging attachments before giving the toy to the child.
MADE IN CHINA.

H. K. Office Address:
3/F Li Fung Tower,
888 Cheung Sha Wan Rd., Kowloon,
Hong Kong.

U. S. Office Address:
Toy Island, 7600 Jericho Turnpike,
Suite 320, Woodbury, NY 11797.
Tel: 1-800-572-1288



Not suitable for
children under
3 years old due
to small parts

