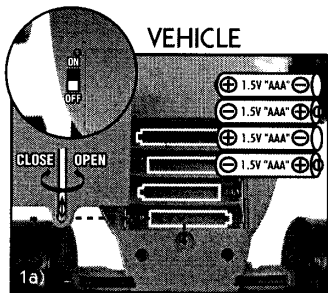


1a) Open battery compartment on the underside of vehicle, insert 4 AAA batteries and close cover.

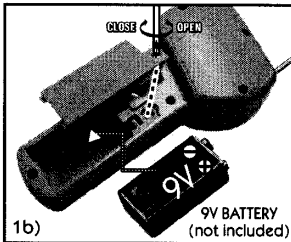
Then move power switch to "ON" position on the underside of the vehicle.

1b) Open battery compartment on the underside of radio controller, insert 9V batteries and close cover.



VEHICLE

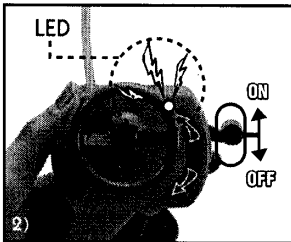
RADIO CONTROLLER



- Do not use rechargeable batteries.
- Non-rechargeable batteries are not to be recharged.
- Different types of batteries or new and used batteries are not to be mixed.
- Only batteries of the same or equivalent type as recommended are to be used.
- Batteries are to be inserted with the correct polarity.
- Exhausted batteries are to be removed from the toy.
- The supply terminals are not to be short-circuited.
- Do not dispose of batteries in fire, batteries may explode or leak.
- 4 AAA Batteries required for VEHICLE (not included).
- 1 pc 9 Volt Battery required for RADIO CONTROLLER (not included).







2) Move power switch to "ON" position on the side of radio controller. Red LED light when lit indicates power is ON.




3 & 4) Slightly turn wheel on radio control to the left or right to turn vehicle left or right.

5 & 6) Move trigger on the side of radio control left or right to control forward and backward motion.



BUZZ can sit on the vehicle with his feet fixed on it. (The magnets on vehicle can help to position BUZZ.)




Position WOODY on the spoiler, and WOODY will bounce up & down as the vehicle moves.

**20 FOOT RANGE!**



7) Fully turn wheel left/right for spinning function.



**WARNING:**

Changes or modifications to this unit not expressly approved by the party responsible for compliance could void the user's authority to operate the equipment.

**Note:**

This equipment has been tested and found to comply with the limits for a class B digital device, pursuant to Part 15 of the FCC Rules. These limits are designed to provide reasonable protection against harmful interference in a residential installation. This equipment generates, uses and can radiate radio frequency energy and, if not installed and used in accordance with the instructions, may cause harmful interference to radio communications.

However, there is no guarantee that interference will not occur in particular installation. If this equipment does cause harmful interference to radio or television reception, which can be determined by turning the equipment off and on, the user is encouraged to try to correct the interference by one or more of the following measures:

- Reorient or relocate the receiving antenna
- Increase the separation between the equipment and receiver
- Connect the equipment into an outlet on a circuit different from that to which the receiver is needed
- Consult the dealer or an experienced radio/TV technician for help

This device complies with Part 15 of the FCC Rules. Operation is subject to the following two conditions:

- 1) this device may not cause harmful interference, and
- 2) this device must accept any interference received, including interference that may cause undesired operation.

Keep the display box and the manual for future reference. Please retain these details for future reference. Please remove packaging attachments before giving the toy to the child. **MADE IN CHINA**



• H.K. Office Address:  
3/F Li Fung Tower, 888 Cheung Sha Wan Rd., Kowloon,  
Hong Kong.  
• U.S. Office Address:  
Toy Island, 7600 Jericho Turnpike Ste LL4 Woodbury,  
NY 11797. Tel: 1-800-572-1288



**RACING RC** with Buzz & Woody

**10726 Racing RC with Buzz & Woody**  
SIZE 8.25" x 11.75" (WH)