

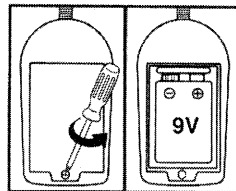
REVISED

TOY THINGS

TRANSMITTER

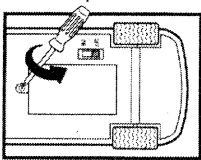
INSTALL '9V' ALKALINE BATTERIES WITH POLARITY AS SHOWN INSIDE BATTERY COMPARTMENT

TO REMOVE THE BATTERY LID, USE SCREWDRIVER TO TURN THE SCREW IN ANTI-CLOCKWISE



CONTROLLER REQUIRES ONE "9V" BATTERY

VEHICLE



CAR REQUIRES TWO "AA" BATTERIES (NOT INCLUDED)

USE 2 X "AAA" SIZE (1.5V) ALKALINE BATTERIES WITH POLARITY AS SHOWN INSIDE BATTERY COMPARTMENT

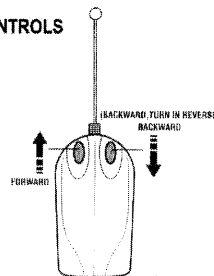
TO REMOVE THE BATTERY LID, USE SCREWDRIVER TO TURN THE SCREW IN ANTI-CLOCKWISE

4. Do not operate your Vehicle too far away from the transmitter, your signal strength will become weak and Vehicle will not function properly. The maximum range for the Vehicle should be between 20 to 30 feet (7 to 10 metres), when operating outdoors.

5. For best results, hold Transmitter antenna up, not pointed down towards R/C Vehicle.

6. Turn Vehicle switch to OFF position when not in use.

TRANSMITTER CONTROLS



RADIO INTERFERENCE

When your R/C Vehicle runs erratically or loss of control, the problem is due to being in an area near High Tension Wires, Telephone Poles with High-Voltage Transformers, CB Radios, even certain Building or other R/C Vehicle running close by on the same Frequency as yours. You may have to choose different location.

CAUTION WHEN USING BATTERIES

1. Replace the whole set of batteries at one time, taking care not to mix or use old and new batteries or batteries of different types.
2. Do not use non-rechargeable batteries with rechargeable batteries or rechargeable batteries of different capacities.
3. Take care to fit your batteries correctly, observing the + and - marks on the battery and matching the battery compartment markings.
4. Remove all batteries from the Transmitter and the Vehicle when not in use for extended period of time.

Warning: Changes or modifications to this unit not expressly approved by the party responsible for compliance could void the user's authority to operate the equipment.

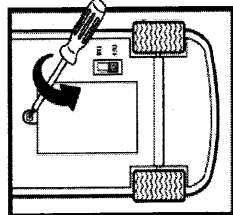
NOTE: This equipment has been tested and found to comply with the limits for a Class B digital device, pursuant to Part 15 of the FCC Rules. These limits are designed to provide reasonable protection against harmful interference in a residential installation. This equipment generates, uses and can radiate radio frequency energy and, if not installed and used in accordance with the instructions, may cause harmful interference to radio communications.

However, there is no guarantee that interference will not occur in a particular installation. If this equipment does cause harmful interference to radio or television reception, which can be determined by turning the equipment off and on, the user is encouraged to try to correct the interference by one or more of the following measures:

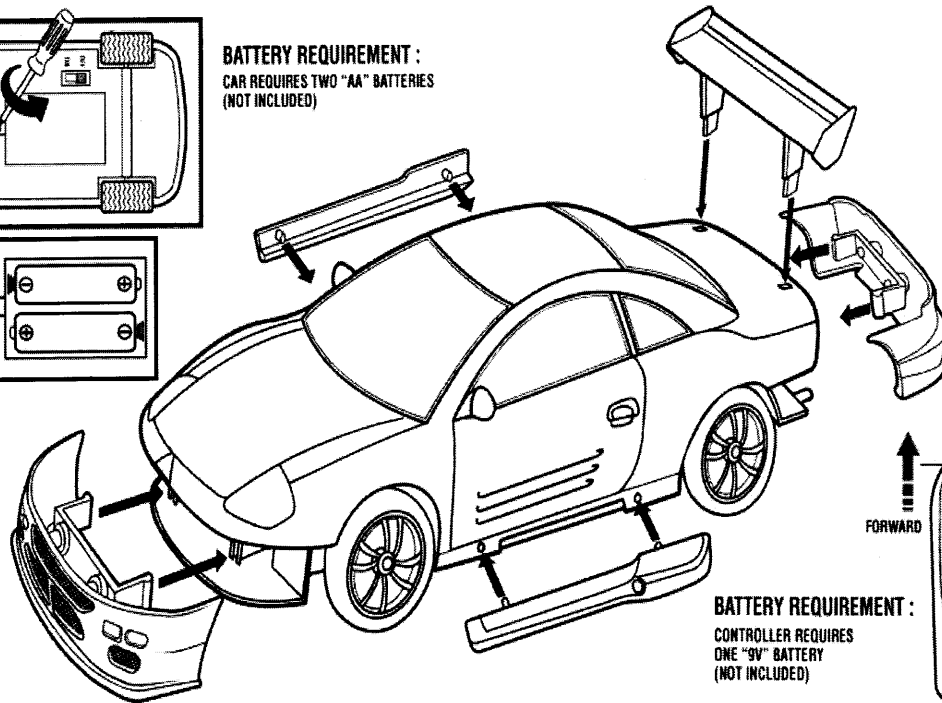
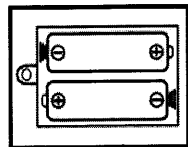
- Reorient or relocate the receiving antenna.
- Increase the separation between the equipment and receiver.
- Connect the equipment into an outlet on a circuit different from that to which the receiver is needed.
- Consult the dealer or an experienced radio/TV technician for help.

OPERATING THE VEHICLE AND THE TRANSMITTER

1. Switch Vehicle to ON position.
2. Adjust Steering Alignment Lever Left or Right when the steering is not properly aligned.
3. Operate your vehicle in a dry, open area, do not drive in the street. Avoid sand and water.



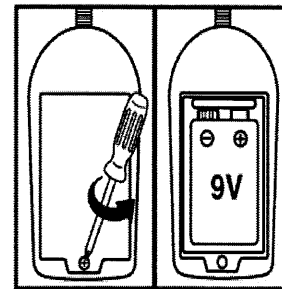
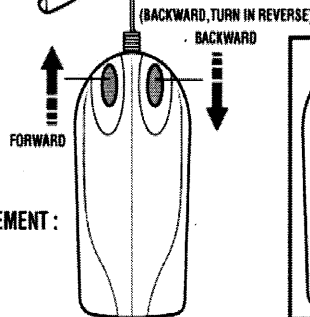
BATTERY REQUIREMENT :
CAR REQUIRES TWO "AA" BATTERIES
(NOT INCLUDED)



BATTERY REQUIREMENT :
CONTROLLER REQUIRES
ONE "9V" BATTERY
(NOT INCLUDED)

BATTERY INSTALLATION

- INSTALL TWO "AA" (LR6) BATTERIES IN THE CAR AS SHOWN. INSTALL ONE "9V" (6LR61) BATTERY IN THE CONTROLLER AS SHOWN. (BATTERIES NOT INCLUDED)
- BE SURE TO MATCH THE + & - SIGNS TO THE PICTURE.
- DO NOT USE RECHARGEABLE BATTERIES.
- NON-RECHARGEABLE BATTERIES ARE NOT TO BE RECHARGED.
- DO NOT MIX OLD AND NEW BATTERIES.
- DO NOT MIX ALKALINE, STANDARD (CARBON-ZINC), OR RECHARGEABLE (NICKEL-CADMIUM) BATTERIES.
- BATTERIES ARE TO BE INSERTED WITH THE CORRECT POLARITY.
- EXHAUSTED BATTERIES ARE TO BE REMOVED FROM THE TOY.
- ONLY BATTERIES OF THE SAME OR EQUIVALENT TYPE AS RECOMMENDED ARE TO BE USED.



NOTE: THE MANUFACTURER IS NOT RESPONSIBLE FOR ANY RADIO OR TV INTERFERENCE CAUSED BY UNAUTHORIZED MODIFICATIONS TO THIS EQUIPMENT. SUCH MODIFICATIONS COULD VOID THE USER'S AUTHORITY TO OPERATE THE EQUIPMENT.



NOT SUITABLE FOR CHILDREN UNDER
36 MONTHS, DUE TO SMALL PARTS.

