

2004
Scheduled
Maintenance Guide



PASSPORT

TO PERFORMANCE

YOUR PASSPORT TO PERFORMANCE

Regular maintenance is essential to obtaining the highest level of performance from your Toyota. It can also enhance your vehicle's resale value. This booklet is designed to help you make sure your vehicle receives proper and timely maintenance. It includes factory-recommended maintenance guidelines along with information on the extensive maintenance and repair support available through Toyota and your dealership.

With proper maintenance and care, your vehicle will run better, last longer and deliver more economical performance. Follow the recommendations in this *Scheduled Maintenance Guide* and you'll enjoy reliability and peace of mind from your Toyota for many years to come.

Documenting Your Investment

To help you verify that you've invested in proper maintenance, each maintenance log in this booklet includes space for your Toyota dealership to certify that you obtained Genuine Toyota Service for your vehicle. The dealership will mark the dealer service verification area with the following stamp (which may be customized with the dealership's name):



Additional Maintenance

In addition to scheduled maintenance, your Toyota requires ongoing general maintenance such as fluid checks and visual inspections. These procedures are explained in the "Vehicle Maintenance and Care" section of the *Owner's Manual*. Be sure to perform these procedures regularly to ensure the most trouble-free operation of your vehicle.

MAINTENANCE AND TOYOTA WARRANTY COVERAGE

Maintenance Records

Maintaining your vehicle according to the recommendations in this booklet is required to ensure that your warranty coverage remains intact. You should keep detailed records of vehicle maintenance, including date of service, mileage at time of service and a description of service and/or parts installation performed. The scheduled maintenance log in this booklet can help you document this information. If you sell your vehicle, be sure to give your maintenance records to the new owner.

Toyota will not deny a warranty claim solely because you do not have records to show that you maintained your vehicle. However, damage or failures caused by lack of proper maintenance are not covered under warranty.

Maintenance Providers

Maintenance and repair services may be performed by you or by any automotive service provider you choose. Toyota will not deny a warranty claim solely because you used a service provider other than a Toyota dealership for maintenance and repairs. However, damage or failures caused by improper maintenance or repairs are not covered under warranty.

Dealer-Recommended Maintenance

Your dealer may recommend more frequent maintenance intervals or more maintenance services than those listed in the scheduled maintenance log. These additional services are not required to maintain your warranty coverage. Ask your dealer for an explanation of any recommended maintenance not included in the scheduled maintenance log.

For a complete description of Toyota warranty coverages, see the booklet entitled *2004 Owner's Warranty Information* located in your vehicle's glove box.

TABLE OF CONTENTS

SCHEDULED MAINTENANCE LOGS

Vehicle Identification	2
Following the Charts	3
Maintenance Log: Cars	4
Maintenance Log: SUVs and Trucks	20
Explanation of Maintenance Items	36

TOYOTA MAINTENANCE AND REPAIR SUPPORT

Toyota Dealership Service	40
Toyota Express Lube	41
Genuine Toyota Parts and Accessories	42
Lifetime Guarantee Replacement Parts	44
TrueStart™ Batteries	45
Collision Repair Parts	46
Do-It-Yourself Products	48
Toyota Parts Centers	50
Toyota Service Manuals	51
Service Agreements and Pre-Paid Maintenance	52

VEHICLE IDENTIFICATION

Model _____

In-service date _____

Selling dealership _____

Key number _____

Body style _____

Mileage at delivery _____

Selling dealership phone number _____

Vehicle Identification Number _____

FOLLOWING THE CHARTS

The scheduled maintenance log identifies the maintenance required at each mileage interval and corresponding time interval based on mileage of approximately 833 miles per month. If you drive more than 833 miles per month, you should obtain maintenance at the indicated mileage interval rather than the indicated time interval.

The maintenance log charts are colored differently for cars and SUVs/trucks. Charts for cars have dark blue bars and charts for SUVs/trucks have gold bars. Be sure to follow the appropriate charts for your vehicle.

MAINTENANCE LOG: CARS

5,000 Miles or 6 Months

- Replace engine oil and oil filter¹
- Rotate tires (except MR2 Spyder)
- Visually inspect brake linings/drums and brake pads/discs

Additional Maintenance Items for Special Operating Conditions

Driving in desert or on dirt roads:

- Inspect ball joints and dust covers
- Inspect drive shaft boots
- Inspect engine air filter
- Inspect steering linkage and boots
- Tighten nuts and bolts on chassis

Driving while towing:

- Tighten nuts and bolts on chassis

DEALER SERVICE VERIFICATION:

DATE:

MILEAGE:

10,000 Miles or 12 Months

- Replace engine oil and oil filter¹
- Rotate tires (except MR2 Spyder)
- Visually inspect brake linings/drums and brake pads/discs

Additional Maintenance Items for Special Operating Conditions

Driving in desert or on dirt roads:

- Inspect ball joints and dust covers
- Inspect drive shaft boots
- Inspect engine air filter
- Inspect steering linkage and boots
- Tighten nuts and bolts on chassis

Driving while towing:

- Tighten nuts and bolts on chassis

DEALER SERVICE VERIFICATION:

DATE:

MILEAGE:

MAINTENANCE LOG: CARS

15,000 Miles or 18 Months

- Replace engine oil and oil filter¹
- Rotate tires (except MR2 Spyder)
- Visually inspect brake linings/drums and brake pads/discs
- Inspect the following:
 - Ball joints and dust covers
 - Brake lines and hoses
 - Drive shaft boots
 - Engine coolant
 - Exhaust pipes and mountings
 - Steering gear box
 - Steering linkage and boots

Note: Driving in heavy traffic, on dirt roads or in urban, dusty or desert areas may shorten the life of the cabin air filter. Replacement may be needed if you notice reduced air flow from the air conditioner and heater or if the windows fog easily when you use the "Fresh" mode. Consult your dealer if any of these conditions occur.

Additional Maintenance Items for Special Operating Conditions

Driving in desert or on dirt roads:

- Inspect engine air filter
- Tighten nuts and bolts on chassis

Driving while towing:

- Inspect automatic transmission fluid (Avalon)
- Inspect differential oil (Avalon)
- Tighten nuts and bolts on chassis

DEALER SERVICE VERIFICATION:

DATE:

MILEAGE:

¹ Reset the oil replacement reminder ("MAINT REQD") light after replacing engine oil, if vehicle is equipped with this light.

MAINTENANCE LOG: CARS

20,000 Miles or 24 Months

- Replace engine oil and oil filter¹
- Rotate tires (except MR2 Spyder)
- Visually inspect brake linings/drums and brake pads/discs

Additional Maintenance Items for Special Operating Conditions

Driving in desert or on dirt roads:

- Inspect ball joints and dust covers
- Inspect drive shaft boots
- Inspect engine air filter
- Inspect steering linkage and boots
- Tighten nuts and bolts on chassis

Driving while towing:

- Tighten nuts and bolts on chassis

DEALER SERVICE VERIFICATION:

DATE:

MILEAGE:

25,000 Miles or 30 Months

- Replace engine oil and oil filter¹
- Rotate tires (except MR2 Spyder)
- Visually inspect brake linings/drums and brake pads/discs

Additional Maintenance Items for Special Operating Conditions

Driving in desert or on dirt roads:

- Inspect ball joints and dust covers
- Inspect drive shaft boots
- Inspect engine air filter
- Inspect steering linkage and boots
- Tighten nuts and bolts on chassis

Driving while towing:

- Tighten nuts and bolts on chassis

DEALER SERVICE VERIFICATION:

DATE:

MILEAGE:

MAINTENANCE LOG: CARS

30,000 Miles or 36 Months

- Replace engine oil and oil filter¹
- Rotate tires (except MR2 Spyder)
- Replace cabin air filter (if equipped)
- Replace engine air filter
- Replace spark plugs (ECHO)²
- Inspect the following:
 - Ball joints and dust covers
 - Brake lines and hoses
 - Brake linings/drums and brake pads/discs³
 - Differential oil
 - Drive shaft boots
 - Engine coolant
 - Exhaust pipes and mountings
 - Fuel lines and connections, fuel tank band and fuel tank vapor vent system hoses
 - Fuel tank cap gasket
 - Radiator core and condenser
 - Steering gear box
 - Steering linkage and boots
 - Transmission fluid or oil

Additional Maintenance Items for Special Operating Conditions

Driving in desert or on dirt roads:

- Tighten nuts and bolts on chassis

Driving while towing:

- Replace automatic transmission fluid (Avalon)
- Replace differential oil (Avalon and models with integrated manual transmission)
- Replace manual transmission oil
- Tighten nuts and bolts on chassis

DEALER SERVICE VERIFICATION:

DATE:

MILEAGE:

¹ Reset the oil replacement reminder ("MAINT REQD") light after replacing engine oil, if vehicle is equipped with this light.

² Required under the terms of the Emission Control Warranty.

³ Inspect thickness measurement and disc runout.

MAINTENANCE LOG: CARS

35,000 Miles or 42 Months

- Replace engine oil and oil filter¹
- Rotate tires (except MR2 Spyder)
- Visually inspect brake linings/drums and brake pads/discs

Additional Maintenance Items for Special Operating Conditions

Driving in desert or on dirt roads:

- Inspect ball joints and dust covers
- Inspect drive shaft boots
- Inspect engine air filter
- Inspect steering linkage and boots
- Tighten nuts and bolts on chassis

Driving while towing:

- Tighten nuts and bolts on chassis

DEALER SERVICE VERIFICATION:

DATE:

MILEAGE:

40,000 Miles or 48 Months

- Replace engine oil and oil filter¹
- Rotate tires (except MR2 Spyder)
- Visually inspect brake linings/drums and brake pads/discs

Additional Maintenance Items for Special Operating Conditions

Driving in desert or on dirt roads:

- Inspect ball joints and dust covers
- Inspect drive shaft boots
- Inspect engine air filter
- Inspect steering linkage and boots
- Tighten nuts and bolts on chassis

Driving while towing:

- Tighten nuts and bolts on chassis

DEALER SERVICE VERIFICATION:

DATE:

MILEAGE:

MAINTENANCE LOG: CARS

45,000 Miles or 54 Months

- Replace engine oil and oil filter¹
- Rotate tires (except MR2 Spyder)
- Visually inspect brake linings/drums and brake pads/discs
- Inspect the following:
 - Ball joints and dust covers
 - Brake lines and hoses
 - Drive shaft boots
 - Engine coolant
 - Exhaust pipes and mountings
 - Steering gear box
 - Steering linkage and boots

Note: Driving in heavy traffic, on dirt roads or in urban, dusty or desert areas may shorten the life of the cabin air filter. Replacement may be needed if you notice reduced air flow from the air conditioner and heater or if the windows fog easily when you use the "Fresh" mode. Consult your dealer if any of these conditions occur.

Additional Maintenance Items for Special Operating Conditions

Driving in desert or on dirt roads:

- Inspect engine air filter
- Tighten nuts and bolts on chassis

Driving while towing:

- Inspect automatic transmission fluid (Avalon)
- Inspect differential oil (Avalon)
- Tighten nuts and bolts on chassis

DEALER SERVICE VERIFICATION:

DATE:

MILEAGE:

¹ Reset the oil replacement reminder ("MAINT REQD") light after replacing engine oil, if vehicle is equipped with this light.

MAINTENANCE LOG: CARS

50,000 Miles or 60 Months

- Replace engine oil and oil filter¹
- Rotate tires (except MR2 Spyder)
- Visually inspect brake linings/drums and brake pads/discs

Additional Maintenance Items for Special Operating Conditions

Driving in desert or on dirt roads:

- Inspect ball joints and dust covers
- Inspect drive shaft boots
- Inspect engine air filter
- Inspect steering linkage and boots
- Tighten nuts and bolts on chassis

Driving while towing:

- Tighten nuts and bolts on chassis

DEALER SERVICE VERIFICATION:

DATE:

MILEAGE:

55,000 Miles or 66 Months

- Replace engine oil and oil filter¹
- Rotate tires (except MR2 Spyder)
- Visually inspect brake linings/drums and brake pads/discs

Additional Maintenance Items for Special Operating Conditions

Driving in desert or on dirt roads:

- Inspect ball joints and dust covers
- Inspect drive shaft boots
- Inspect engine air filter
- Inspect steering linkage and boots
- Tighten nuts and bolts on chassis

Driving while towing:

- Tighten nuts and bolts on chassis

DEALER SERVICE VERIFICATION:

DATE:

MILEAGE:

MAINTENANCE LOG: CARS

60,000 Miles or 72 Months

- Replace engine oil and oil filter¹
- Rotate tires (except MR2 Spyder)
- Replace spark plugs (ECHO)²
- Replace cabin air filter (if equipped)
- Replace engine air filter
- Inspect the following:
 - Ball joints and dust covers
 - Brake lines and hoses
 - Brake linings/drums and brake pads/discs³
 - Differential oil
 - Drive belts⁴
 - Drive shaft boots
 - Engine coolant
 - Engine valve clearance
 - Exhaust pipes and mountings
 - Fuel lines and connections, fuel tank band and fuel tank vapor vent system hoses
 - Fuel tank cap gasket
 - Radiator core and condenser
 - Steering gear box
 - Steering linkage and boots
 - Transmission fluid or oil

Additional Maintenance Items for Special Operating Conditions

Driving in desert or on dirt roads:

- Tighten nuts and bolts on chassis

Driving while towing:

- Replace differential oil (Avalon and models with integrated manual transmission)
- Replace transmission fluid or oil
- Tighten nuts and bolts on chassis

DEALER SERVICE VERIFICATION:

DATE:

MILEAGE:

¹ Reset the oil replacement reminder ("MAINT REQD") light after replacing engine oil, if vehicle is equipped with this light.

² Required under the terms of the Emission Control Warranty.

³ Inspect thickness measurement and disc runout.

⁴ Initial inspection at 60,000 miles/72 months. Inspect every 15,000 miles/18 months thereafter.

MAINTENANCE LOG: CARS

65,000 Miles or 78 Months

- Replace engine oil and oil filter¹
- Rotate tires (except MR2 Spyder)
- Visually inspect brake linings/drums and brake pads/discs

Additional Maintenance Items for Special Operating Conditions

Driving in desert or on dirt roads:

- Inspect ball joints and dust covers
- Inspect drive shaft boots
- Inspect engine air filter
- Inspect steering linkage and boots
- Tighten nuts and bolts on chassis

Driving while towing:

- Tighten nuts and bolts on chassis

DEALER SERVICE VERIFICATION:

DATE:

MILEAGE:

70,000 Miles or 84 Months

- Replace engine oil and oil filter¹
- Rotate tires (except MR2 Spyder)
- Visually inspect brake linings/drums and brake pads/discs

Additional Maintenance Items for Special Operating Conditions

Driving in desert or on dirt roads:

- Inspect ball joints and dust covers
- Inspect drive shaft boots
- Inspect engine air filter
- Inspect steering linkage and boots
- Tighten nuts and bolts on chassis

Driving while towing:

- Tighten nuts and bolts on chassis

DEALER SERVICE VERIFICATION:

DATE:

MILEAGE:

MAINTENANCE LOG: CARS

75,000 Miles or 90 Months

- Replace engine oil and oil filter¹
- Rotate tires (except MR2 Spyder)
- Visually inspect brake linings/drums and brake pads/discs
- Inspect the following:
 - Ball joints and dust covers
 - Brake lines and hoses
 - Drive belts
 - Drive shaft boots
 - Engine coolant
 - Exhaust pipes and mountings
 - Steering gear box
 - Steering linkage and boots

Note: Driving in heavy traffic, on dirt roads or in urban, dusty or desert areas may shorten the life of the cabin air filter. Replacement may be needed if you notice reduced air flow from the air conditioner and heater or if the windows fog easily when you use the "Fresh" mode. Consult your dealer if any of these conditions occur.

Additional Maintenance Items for Special Operating Conditions

Driving in desert or on dirt roads:

- Inspect engine air filter
- Tighten nuts and bolts on chassis

Driving while towing:

- Inspect automatic transmission fluid (Avalon)
- Inspect differential oil (Avalon)
- Tighten nuts and bolts on chassis

DEALER SERVICE VERIFICATION:

DATE:

MILEAGE:

¹ Reset the oil replacement reminder ("MAINT REQD") light after replacing engine oil, if vehicle is equipped with this light.

MAINTENANCE LOG: CARS

80,000 Miles or 96 Months

- Replace engine oil and oil filter¹
- Rotate tires (except MR2 Spyder)
- Visually inspect brake linings/drums and brake pads/discs

Additional Maintenance Items for Special Operating Conditions

Driving in desert or on dirt roads:

- Inspect ball joints and dust covers
- Inspect drive shaft boots
- Inspect engine air filter
- Inspect steering linkage and boots
- Tighten nuts and bolts on chassis

Driving while towing:

- Tighten nuts and bolts on chassis

DEALER SERVICE VERIFICATION:

DATE:

MILEAGE:

85,000 Miles or 102 Months

- Replace engine oil and oil filter¹
- Rotate tires (except MR2 Spyder)
- Visually inspect brake linings/drums and brake pads/discs

Additional Maintenance Items for Special Operating Conditions

Driving in desert or on dirt roads:

- Inspect ball joints and dust covers
- Inspect drive shaft boots
- Inspect engine air filter
- Inspect steering linkage and boots
- Tighten nuts and bolts on chassis

Driving while towing:

- Tighten nuts and bolts on chassis

DEALER SERVICE VERIFICATION:

DATE:

MILEAGE:

MAINTENANCE LOG: CARS

90,000 Miles or 108 Months

- Replace engine oil and oil filter¹
- Rotate tires (except MR2 Spyder)
- Replace cabin air filter (if equipped)
- Replace engine air filter
- Replace spark plugs (ECHO)²
- Replace timing belt (Avalon, Camry with 1MZ-FE or 3MZ-FE, Camry Solara with 3MZ-FE)
- Inspect the following:
 - Ball joints and dust covers
 - Brake lines and hoses
 - Brake linings/drums and brake pads/discs³
 - Differential oil
 - Drive belts
 - Drive shaft boots
 - Engine coolant
 - Exhaust pipes and mountings
 - Fuel lines and connections, fuel tank band and fuel tank vapor vent system hoses
 - Fuel tank cap gasket
 - Radiator core and condenser
 - Steering gear box
 - Steering linkage and boots
 - Transmission fluid or oil

Additional Maintenance Items for Special Operating Conditions

Driving in desert or on dirt roads:

- Tighten nuts and bolts on chassis

Driving while towing:

- Replace differential oil (Avalon and models with integrated manual transmission)
- Replace transmission fluid or oil
- Tighten nuts and bolts on chassis

DEALER SERVICE VERIFICATION:

DATE:

MILEAGE:

¹ Reset the oil replacement reminder ("MAINT REQD") light after replacing engine oil, if vehicle is equipped with this light.

² Required under the terms of the Emission Control Warranty.

³ Inspect thickness measurement and disc runout.

MAINTENANCE LOG: CARS

95,000 Miles or 114 Months

- Replace engine oil and oil filter¹
- Rotate tires (except MR2 Spyder)
- Visually inspect brake linings/drums and brake pads/discs

Additional Maintenance Items for Special Operating Conditions

Driving in desert or on dirt roads:

- Inspect ball joints and dust covers
- Inspect drive shaft boots
- Inspect engine air filter
- Inspect steering linkage and boots
- Tighten nuts and bolts on chassis

Driving while towing:

- Tighten nuts and bolts on chassis

DEALER SERVICE VERIFICATION:

DATE:

MILEAGE:

100,000 Miles or 120 Months

- Replace engine oil and oil filter¹
- Rotate tires (except MR2 Spyder)
- Replace engine coolant²
- Visually inspect brake linings/drums and brake pads/discs

Additional Maintenance Items for Special Operating Conditions

Driving in desert or on dirt roads:

- Inspect ball joints and dust covers
- Inspect drive shaft boots
- Inspect engine air filter
- Inspect steering linkage and boots
- Tighten nuts and bolts on chassis

Driving while towing:

- Tighten nuts and bolts on chassis

DEALER SERVICE VERIFICATION:

DATE:

MILEAGE:

MAINTENANCE LOG: CARS

105,000 Miles or 126 Months

- Replace engine oil and oil filter¹
- Rotate tires (except MR2 Spyder)
- Visually inspect brake linings/drums and brake pads/discs
- Inspect the following:
 - Ball joints and dust covers
 - Brake lines and hoses
 - Drive belts
 - Drive shaft boots
 - Engine coolant
 - Exhaust pipes and mountings
 - Steering gear box
 - Steering linkage and boots

Note: Driving in heavy traffic, on dirt roads or in urban, dusty or desert areas may shorten the life of the cabin air filter. Replacement may be needed if you notice reduced air flow from the air conditioner and heater or if the windows fog easily when you use the "Fresh" mode. Consult your dealer if any of these conditions occur.

Additional Maintenance Items for Special Operating Conditions

Driving in desert or on dirt roads:

- Inspect engine air filter
- Tighten nuts and bolts on chassis

Driving while towing:

- Inspect automatic transmission fluid (Avalon)
- Inspect differential oil (Avalon)
- Tighten nuts and bolts on chassis

DEALER SERVICE VERIFICATION:

DATE:

MILEAGE:

¹ Reset the oil replacement reminder ("MAINT REQD") light after replacing engine oil, if vehicle is equipped with this light.

² Initial replacement at 100,000 miles/120 months. Replace every 50,000 miles/60 months thereafter. See page 37 for additional information.

MAINTENANCE LOG: CARS

110,000 Miles or 132 Months

- Replace engine oil and oil filter¹
- Rotate tires (except MR2 Spyder)
- Visually inspect brake linings/drums and brake pads/discs

Additional Maintenance Items for Special Operating Conditions

Driving in desert or on dirt roads:

- Inspect ball joints and dust covers
- Inspect drive shaft boots
- Inspect engine air filter
- Inspect steering linkage and boots
- Tighten nuts and bolts on chassis

Driving while towing:

- Tighten nuts and bolts on chassis

DEALER SERVICE VERIFICATION:

DATE:

MILEAGE:

115,000 Miles or 138 Months

- Replace engine oil and oil filter¹
- Rotate tires (except MR2 Spyder)
- Visually inspect brake linings/drums and brake pads/discs

Additional Maintenance Items for Special Operating Conditions

Driving in desert or on dirt roads:

- Inspect ball joints and dust covers
- Inspect drive shaft boots
- Inspect engine air filter
- Inspect steering linkage and boots
- Tighten nuts and bolts on chassis

Driving while towing:

- Tighten nuts and bolts on chassis

DEALER SERVICE VERIFICATION:

DATE:

MILEAGE:

MAINTENANCE LOG: CARS

120,000 Miles or 144 Months

- Replace engine oil and oil filter¹
- Rotate tires (except MR2 Spyder)
- Replace cabin air filter (if equipped)
- Replace engine air filter
- Replace spark plugs²
- Inspect the following:
 - Ball joints and dust covers
 - Brake lines and hoses
 - Brake linings/drums and brake pads/discs³
 - Differential oil
 - Drive belts
 - Drive shaft boots
 - Engine coolant
 - Engine valve clearance
 - Exhaust pipes and mountings
 - Fuel lines and connections, fuel tank band and fuel tank vapor vent system hoses
 - Fuel tank cap gasket
 - Radiator core and condenser
 - Steering gear box
 - Steering linkage and boots
 - Transmission fluid or oil

Additional Maintenance Items for Special Operating Conditions

Driving in desert or on dirt roads:

- Tighten nuts and bolts on chassis

Driving while towing:

- Replace differential oil (Avalon and models with integrated manual transmission)
- Replace transmission fluid and oil
- Tighten nuts and bolts on chassis

DEALER SERVICE VERIFICATION:

DATE:

MILEAGE:

¹ Reset the oil replacement reminder ("MAINT REQD") light after replacing engine oil, if vehicle is equipped with this light.

² Required under the terms of the Emission Control Warranty. Does not apply to PZEV models (Camry with 2AZ-FE and Prius) in California, New York, Massachusetts, Maine and Vermont. For these models, replacement interval is 150,000 miles.

³ Inspect thickness measurement and disc runout.

MAINTENANCE LOG: SUVs AND TRUCKS

5,000 Miles or 6 Months

- Replace engine oil and oil filter¹
- Rotate tires
- Visually inspect brake linings/drums and brake pads/discs

Additional Maintenance Items for Special Operating Conditions

Driving in desert or on dirt roads:

- Inspect ball joints and dust covers
- Inspect drive shaft boots (Highlander, Land Cruiser, RAV4, 4WD Sequoia, 4WD Tacoma, 4WD Tundra, 4WD 4Runner)
- Inspect engine air filter
- Inspect steering linkage and boots
- Lubricate propeller shaft (PreRunner and all 4WD except Highlander and RAV4)
- Re-torque drive shaft bolt (4WD Highlander, 4WD RAV4)
- Re-torque propeller shaft bolt (all models except Highlander and RAV4)
- Tighten nuts and bolts on chassis

Driving on salted roads:

- Lubricate propeller shaft (PreRunner and all 4WD except Highlander and RAV4)
- Re-torque propeller shaft bolt (all models except Highlander and RAV4)

Driving while towing:

- Lubricate propeller shaft (PreRunner and all 4WD except Highlander and RAV4)
- Re-torque propeller shaft bolt (all models except Highlander and RAV4)
- Tighten nuts and bolts on chassis

DEALER SERVICE VERIFICATION:

DATE:

MILEAGE:

10,000 Miles or 12 Months

- Replace engine oil and oil filter¹
- Rotate tires
- Visually inspect brake linings/drums and brake pads/discs

Additional Maintenance Items for Special Operating Conditions

Driving in desert or on dirt roads:

- Inspect ball joints and dust covers
- Inspect drive shaft boots (Highlander, Land Cruiser, RAV4, 4WD Sequoia, 4WD Tacoma, 4WD Tundra, 4WD 4Runner)
- Inspect engine air filter
- Inspect steering linkage and boots
- Lubricate propeller shaft (PreRunner and all 4WD except Highlander and RAV4)
- Re-torque drive shaft bolt (4WD Highlander, 4WD RAV4)
- Re-torque propeller shaft bolt (all models except Highlander and RAV4)
- Tighten nuts and bolts on chassis

Driving on salted roads:

- Lubricate propeller shaft (PreRunner and all 4WD except Highlander and RAV4)
- Re-torque propeller shaft bolt (all models except Highlander and RAV4)

Driving while towing:

- Lubricate propeller shaft (PreRunner and all 4WD except Highlander and RAV4)
- Re-torque propeller shaft bolt (all models except Highlander and RAV4)
- Tighten nuts and bolts on chassis

DEALER SERVICE VERIFICATION:

DATE:

MILEAGE:

MAINTENANCE LOG: SUVs AND TRUCKS

15,000 Miles or 18 Months

- Replace engine oil and oil filter¹
- Rotate tires
- Lubricate propeller shaft (PreRunner and all 4WD except Highlander and RAV4)
- Re-torque drive shaft bolt (4WD Highlander, 4WD RAV4)
- Re-torque propeller shaft bolt (all models except Highlander and RAV4)
- Visually inspect brake linings/drums and brake pads/discs
- Inspect the following:

<ul style="list-style-type: none"> <input type="checkbox"/> Ball joints and dust covers <input type="checkbox"/> Brake lines and hoses <input type="checkbox"/> Drive shaft boots (Highlander, Land Cruiser, RAV4, 4WD Sequoia, 4WD Tacoma, 4WD Tundra, 4WD 4Runner) <input type="checkbox"/> Engine coolant <input type="checkbox"/> Exhaust pipes and mountings <input type="checkbox"/> Front differential oil (all 4WD except Highlander and RAV4) 	<ul style="list-style-type: none"> <input type="checkbox"/> Rear differential oil (all models except 2WD Highlander and 2WD RAV4) <input type="checkbox"/> Steering gear box <input type="checkbox"/> Steering linkage and boots <input type="checkbox"/> Transfer case oil (4WD Highlander, 4WD RAV4)
--	--

Note: Driving in heavy traffic, on dirt roads or in urban, dusty or desert areas may shorten the life of the cabin air filter. Replacement may be needed if you notice reduced air flow from the air conditioner and heater or if the windows fog easily when you use the "Fresh" mode. Consult your dealer if any of these conditions occur.

Additional Maintenance Items for Special Operating Conditions

Driving in desert or on dirt roads:

- Inspect engine air filter
- Tighten nuts and bolts on chassis

Driving while towing:

- Inspect automatic transmission fluid (2WD Tacoma with A44D)
- Replace front differential oil (all 4WD except Highlander and RAV4)
- Replace rear differential oil, including limited-slip (all models except 2WD Highlander, 2WD RAV4, Sequoia and non-limited-slip Tundra)
- Replace transfer case oil (4WD Highlander, 4WD RAV4)
- Tighten nuts and bolts on chassis

DEALER SERVICE VERIFICATION:

DATE:

MILEAGE:

¹ Reset the oil replacement reminder ("MAINT REQD") light after replacing engine oil, if vehicle is equipped with this light.

MAINTENANCE LOG: SUVs AND TRUCKS

20,000 Miles or 24 Months

- Replace engine oil and oil filter¹
- Rotate tires
- Visually inspect brake linings/drums and brake pads/discs

Additional Maintenance Items for Special Operating Conditions

Driving in desert or on dirt roads:

- Inspect ball joints and dust covers
- Inspect drive shaft boots (Highlander, Land Cruiser, RAV4, 4WD Sequoia, 4WD Tacoma, 4WD Tundra, 4WD 4Runner)
- Inspect engine air filter
- Inspect steering linkage and boots
- Lubricate propeller shaft (PreRunner and all 4WD except Highlander and RAV4)
- Re-torque drive shaft bolt (4WD Highlander, 4WD RAV4)
- Re-torque propeller shaft bolt (all models except Highlander and RAV4)
- Tighten nuts and bolts on chassis

Driving on salted roads:

- Lubricate propeller shaft (PreRunner and all 4WD except Highlander and RAV4)
- Re-torque propeller shaft bolt (all models except Highlander and RAV4)

Driving while towing:

- Lubricate propeller shaft (PreRunner and all 4WD except Highlander and RAV4)
- Re-torque propeller shaft bolt (all models except Highlander and RAV4)
- Tighten nuts and bolts on chassis

DEALER SERVICE VERIFICATION:

DATE:

MILEAGE:

25,000 Miles or 30 Months

- Replace engine oil and oil filter¹
- Rotate tires
- Visually inspect brake linings/drums and brake pads/discs

Additional Maintenance Items for Special Operating Conditions

Driving in desert or on dirt roads:

- Inspect ball joints and dust covers
- Inspect drive shaft boots (Highlander, Land Cruiser, RAV4, 4WD Sequoia, 4WD Tacoma, 4WD Tundra, 4WD 4Runner)
- Inspect engine air filter
- Inspect steering linkage and boots
- Lubricate propeller shaft (PreRunner and all 4WD except Highlander and RAV4)
- Re-torque drive shaft bolt (4WD Highlander, 4WD RAV4)
- Re-torque propeller shaft bolt (all models except Highlander and RAV4)
- Tighten nuts and bolts on chassis

Driving on salted roads:

- Lubricate propeller shaft (PreRunner and all 4WD except Highlander and RAV4)
- Re-torque propeller shaft bolt (all models except Highlander and RAV4)

Driving while towing:

- Lubricate propeller shaft (PreRunner and all 4WD except Highlander and RAV4)
- Re-torque propeller shaft bolt (all models except Highlander and RAV4)
- Tighten nuts and bolts on chassis

DEALER SERVICE VERIFICATION:

DATE:

MILEAGE:

MAINTENANCE LOG: SUVs AND TRUCKS

30,000 Miles or 36 Months

- Replace engine oil and oil filter¹
- Rotate tires
- Lubricate drive shaft bushing (Land Cruiser)
- Lubricate propeller shaft (PreRunner and all 4WD except Highlander and RAV4)
- Lubricate wheel bearings (Land Cruiser, 2WD Tacoma)
- Replace limited-slip differential oil, if equipped (Land Cruiser, 4WD Tacoma, 2WD Tundra)
- Replace spark plugs (4Runner w/ 1GR-FE, Sequoia, Tacoma, Tundra)²
- Re-torque drive shaft bolt (4WD Highlander, 4WD RAV4)
- Re-torque propeller shaft bolt (all models except Highlander and RAV4)
- Inspect the following:
 - Automatic transmission fluid
 - Ball joints and dust covers
 - Brake lines and hoses
 - Brake linings/drums and brake pads/discs³
 - Drive shaft boots (Highlander, Land Cruiser, RAV4, 4WD Sequoia, 4WD Tacoma, 4WD Tundra, 4WD 4Runner)
 - Engine coolant
 - Exhaust pipes and mountings
 - Front differential oil (4WD models, Highlander and RAV4)
 - Fuel lines and connections, fuel tank band and fuel tank vapor vent system hoses
 - Fuel tank cap gasket
 - Manual transmission oil (RAV4, Tundra, all Tacomas except PreRunner)
 - Radiator core and condenser
 - Rear differential oil (all models except 2WD Highlander and 2WD RAV4)
 - Steering gear box
 - Steering linkage and boots
 - Transfer case oil (all 4WD models)

Additional Maintenance Items for Special Operating Conditions

Driving in desert or on dirt roads:

- Tighten nuts and bolts on chassis

Driving while towing:

- Replace automatic transmission fluid (2WD Tacoma with A44D)
- Replace front differential oil (2WD RAV4 with manual transmission, all 4WD models except RAV4 with automatic transmission and Highlander)
- Replace manual transmission oil (RAV4, Tundra, all Tacomas except PreRunner)
- Replace rear differential oil, including limited-slip (all models except 2WD Highlander and 2WD RAV4)
- Replace transfer case oil (4WD models)
- Tighten nuts and bolts on chassis

DEALER SERVICE VERIFICATION:

DATE:

MILEAGE:

¹ Reset the oil replacement reminder ("MAINT REQD") light after replacing engine oil, if vehicle is equipped with this light.

² Required under the terms of the Emission Control Warranty

³ Inspect thickness measurement and disc runout.

MAINTENANCE LOG: SUVs AND TRUCKS

35,000 Miles or 42 Months

- Replace engine oil and oil filter¹
- Rotate tires
- Visually inspect brake linings/drums and brake pads/discs

Additional Maintenance Items for Special Operating Conditions

Driving in desert or on dirt roads:

- Inspect ball joints and dust covers
- Inspect drive shaft boots (Highlander, Land Cruiser, RAV4, 4WD Sequoia, 4WD Tacoma, 4WD Tundra, 4WD 4Runner)
- Inspect engine air filter
- Inspect steering linkage and boots
- Lubricate propeller shaft (PreRunner and all 4WD except Highlander and RAV4)
- Re-torque drive shaft bolt (4WD Highlander, 4WD RAV4)
- Re-torque propeller shaft bolt (all models except Highlander and RAV4)
- Tighten nuts and bolts on chassis

Driving on salted roads:

- Lubricate propeller shaft (PreRunner and all 4WD except Highlander and RAV4)
- Re-torque propeller shaft bolt (all models except Highlander and RAV4)

Driving while towing:

- Lubricate propeller shaft (PreRunner and all 4WD except Highlander and RAV4)
- Re-torque propeller shaft bolt (all models except Highlander and RAV4)
- Tighten nuts and bolts on chassis

DEALER SERVICE VERIFICATION:

DATE:

MILEAGE:

40,000 Miles or 48 Months

- Replace engine oil and oil filter¹
- Rotate tires
- Visually inspect brake linings/drums and brake pads/discs

Additional Maintenance Items for Special Operating Conditions

Driving in desert or on dirt roads:

- Inspect ball joints and dust covers
- Inspect drive shaft boots (Highlander, Land Cruiser, RAV4, 4WD Sequoia, 4WD Tacoma, 4WD Tundra, 4WD 4Runner)
- Inspect engine air filter
- Inspect steering linkage and boots
- Lubricate propeller shaft (PreRunner and all 4WD except Highlander and RAV4)
- Re-torque drive shaft bolt (4WD Highlander, 4WD RAV4)
- Re-torque propeller shaft bolt (all models except Highlander and RAV4)
- Tighten nuts and bolts on chassis

Driving on salted roads:

- Lubricate propeller shaft (PreRunner and all 4WD except Highlander and RAV4)
- Re-torque propeller shaft bolt (all models except Highlander and RAV4)

Driving while towing:

- Lubricate propeller shaft (PreRunner and all 4WD except Highlander and RAV4)
- Re-torque propeller shaft bolt (all models except Highlander and RAV4)
- Tighten nuts and bolts on chassis

DEALER SERVICE VERIFICATION:

DATE:

MILEAGE:

MAINTENANCE LOG: SUVs AND TRUCKS

45,000 Miles or 54 Months

- Replace engine oil and oil filter¹
- Rotate tires
- Lubricate propeller shaft (PreRunner and all 4WD except Highlander and RAV4)
- Re-torque drive shaft bolt (4WD Highlander, 4WD RAV4)
- Re-torque propeller shaft bolt (all models except Highlander and RAV4)
- Visually inspect brake linings/drums and brake pads/discs
- Inspect the following:
 - Ball joints and dust covers
 - Brake lines and hoses
 - Drive shaft boots (Highlander, Land Cruiser, RAV4, 4WD Sequoia, 4WD Tacoma, 4WD Tundra, 4WD 4Runner)
 - Engine coolant
 - Exhaust pipes and mountings
 - Front differential oil (all 4WD except Highlander and RAV4)
 - Rear differential oil (all models except 2WD Highlander and 2WD RAV4)
 - Steering gear box
 - Steering linkage and boots
 - Transfer case oil (4WD Highlander, 4WD RAV4)

Note: Driving in heavy traffic, on dirt roads or in urban, dusty or desert areas may shorten the life of the cabin air filter. Replacement may be needed if you notice reduced air flow from the air conditioner and heater or if the windows fog easily when you use the "Fresh" mode. Consult your dealer if any of these conditions occur.

Additional Maintenance Items for Special Operating Conditions

Driving in desert or on dirt roads:

- Inspect engine air filter
- Tighten nuts and bolts on chassis

Driving while towing:

- Inspect automatic transmission fluid (2WD Tacoma with A44D)
- Replace front differential oil (all 4WD except Highlander and RAV4)
- Replace rear differential oil, including limited-slip (all models except 2WD Highlander, 2WD RAV4, Sequoia and non-limited-slip Tundra)
- Replace transfer case oil (4WD Highlander, 4WD RAV4)
- Tighten nuts and bolts on chassis

DEALER SERVICE VERIFICATION:

DATE:

MILEAGE:

¹ Reset the oil replacement reminder ("MAINT REQD") light after replacing engine oil, if vehicle is equipped with this light.

MAINTENANCE LOG: SUVs AND TRUCKS

50,000 Miles or 60 Months

- Replace engine oil and oil filter¹
- Rotate tires
- Visually inspect brake linings/drums and brake pads/discs

Additional Maintenance Items for Special Operating Conditions

Driving in desert or on dirt roads:

- Inspect ball joints and dust covers
- Inspect drive shaft boots (Highlander, Land Cruiser, RAV4, 4WD Sequoia, 4WD Tacoma, 4WD Tundra, 4WD 4Runner)
- Inspect engine air filter
- Inspect steering linkage and boots
- Lubricate propeller shaft (PreRunner and all 4WD except Highlander and RAV4)
- Re-torque drive shaft bolt (4WD Highlander, 4WD RAV4)
- Re-torque propeller shaft bolt (all models except Highlander and RAV4)
- Tighten nuts and bolts on chassis

Driving on salted roads:

- Lubricate propeller shaft (PreRunner and all 4WD except Highlander and RAV4)
- Re-torque propeller shaft bolt (all models except Highlander and RAV4)

Driving while towing:

- Lubricate propeller shaft (PreRunner and all 4WD except Highlander and RAV4)
- Re-torque propeller shaft bolt (all models except Highlander and RAV4)
- Tighten nuts and bolts on chassis

DEALER SERVICE VERIFICATION:

DATE:

MILEAGE:

55,000 Miles or 66 Months

- Replace engine oil and oil filter¹
- Rotate tires
- Visually inspect brake linings/drums and brake pads/discs

Additional Maintenance Items for Special Operating Conditions

Driving in desert or on dirt roads:

- Inspect ball joints and dust covers
- Inspect drive shaft boots (Highlander, Land Cruiser, RAV4, 4WD Sequoia, 4WD Tacoma, 4WD Tundra, 4WD 4Runner)
- Inspect engine air filter
- Inspect steering linkage and boots
- Lubricate propeller shaft (PreRunner and all 4WD except Highlander and RAV4)
- Re-torque drive shaft bolt (4WD Highlander, 4WD RAV4)
- Re-torque propeller shaft bolt (all models except Highlander and RAV4)
- Tighten nuts and bolts on chassis

Driving on salted roads:

- Lubricate propeller shaft (PreRunner and all 4WD except Highlander and RAV4)
- Re-torque propeller shaft bolt (all models except Highlander and RAV4)

Driving while towing:

- Lubricate propeller shaft (PreRunner and all 4WD except Highlander and RAV4)
- Re-torque propeller shaft bolt (all models except Highlander and RAV4)
- Tighten nuts and bolts on chassis

DEALER SERVICE VERIFICATION:

DATE:

MILEAGE:

MAINTENANCE LOG: SUVs AND TRUCKS

60,000 Miles or 72 Months

- Replace engine oil and oil filter¹
- Rotate tires
- Lubricate drive shaft bushing (Land Cruiser)
- Lubricate propeller shaft (PreRunner and all 4WD except Highlander and RAV4)
- Lubricate wheel bearings (Land Cruiser, 2WD Tacoma)
- Replace limited-slip differential oil, if equipped (4WD Highlander, Land Cruiser, 4WD RAV4, 4WD Tacoma, 2WD Tundra)
- Replace spark plugs (all models except Highlander and Land Cruiser)²
- Re-torque drive shaft bolt (Highlander, 4WD RAV4)
- Re-torque propeller shaft bolt (all models except Highlander and RAV4)
- Inspect the following:
 - Automatic transmission fluid
 - Ball joints and dust covers
 - Brake lines and hoses
 - Brake linings/drums and brake pads/discs³
 - Charcoal canister⁴
 - Drive belts⁵
 - Drive shaft boots (Highlander, Land Cruiser, RAV4, 4WD Sequoia, 4WD Tacoma, 4WD Tundra, 4WD 4Runner)
 - Engine coolant
 - Engine valve clearance
 - Front differential oil (4WD models, Highlander, RAV4)
 - Exhaust pipes and mountings
 - Fuel lines and connections, fuel tank band and fuel tank vapor vent system hoses
 - Fuel tank cap gasket
 - Manual transmission oil (RAV4, Tundra, all Tacomas except PreRunner)
 - Radiator core and condenser
 - Rear differential oil (all models except 2WD Highlander and 2WD RAV4)
 - Steering gear box
 - Steering linkage and boots
 - Transfer case oil (all 4WD models)

Additional Maintenance Items for Special Operating Conditions

Driving in desert or on dirt roads:

- Tighten nuts and bolts on chassis

Driving while towing:

- Replace front differential oil (Highlander, RAV4 and all 4WD models)
- Replace rear differential oil, including limited-slip (all models except 2WD Highlander and 2WD RAV4)
- Replace transfer case oil (4WD models)
- Replace transmission fluid or oil
- Tighten nuts and bolts on chassis

DEALER SERVICE VERIFICATION:

DATE:

MILEAGE:

¹ Reset the oil replacement reminder ("MAINT REQD") light after replacing engine oil, if vehicle is equipped with this light.

² Required under the terms of the Emission Control Warranty.

³ Inspect thickness measurement and disc runout.

⁴ Applies to Land Cruiser, Sequoia, Tacoma/Tundra with 5VZ-FE and Tundra/4Runner with 2UZ-FE. Inspect at 60,000 miles or 72 months, whichever comes first. Required only for vehicles in California, Massachusetts and New York.

⁵ Initial inspection at 60,000 miles/72 months. Inspect every 15,000 miles/18 months thereafter.

MAINTENANCE LOG: SUVs AND TRUCKS

65,000 Miles or 78 Months

- Replace engine oil and oil filter¹
- Rotate tires
- Visually inspect brake linings/drums and brake pads/discs

Additional Maintenance Items for Special Operating Conditions

Driving in desert or on dirt roads:

- Inspect ball joints and dust covers
- Inspect drive shaft boots (Highlander, Land Cruiser, RAV4, 4WD Sequoia, 4WD Tacoma, 4WD Tundra, 4WD 4Runner)
- Inspect engine air filter
- Inspect steering linkage and boots
- Lubricate propeller shaft (PreRunner and all 4WD except Highlander and RAV4)
- Re-torque drive shaft bolt (4WD Highlander, 4WD RAV4)
- Re-torque propeller shaft bolt (all models except Highlander and RAV4)
- Tighten nuts and bolts on chassis

Driving on salted roads:

- Lubricate propeller shaft (PreRunner and all 4WD except Highlander and RAV4)
- Re-torque propeller shaft bolt (all models except Highlander and RAV4)

Driving while towing:

- Lubricate propeller shaft (PreRunner and all 4WD except Highlander and RAV4)
- Re-torque propeller shaft bolt (all models except Highlander and RAV4)
- Tighten nuts and bolts on chassis

DEALER SERVICE VERIFICATION:

DATE:

MILEAGE:

70,000 Miles or 84 Months

- Replace engine oil and oil filter¹
- Rotate tires
- Visually inspect brake linings/drums and brake pads/discs

Additional Maintenance Items for Special Operating Conditions

Driving in desert or on dirt roads:

- Inspect ball joints and dust covers
- Inspect drive shaft boots (Highlander, Land Cruiser, RAV4, 4WD Sequoia, 4WD Tacoma, 4WD Tundra, 4WD 4Runner)
- Inspect engine air filter
- Inspect steering linkage and boots
- Lubricate propeller shaft (PreRunner and all 4WD except Highlander and RAV4)
- Re-torque drive shaft bolt (4WD Highlander, 4WD RAV4)
- Re-torque propeller shaft bolt (all models except Highlander and RAV4)
- Tighten nuts and bolts on chassis

Driving on salted roads:

- Lubricate propeller shaft (PreRunner and all 4WD except Highlander and RAV4)
- Re-torque propeller shaft bolt (all models except Highlander and RAV4)

Driving while towing:

- Lubricate propeller shaft (PreRunner and all 4WD except Highlander and RAV4)
- Re-torque propeller shaft bolt (all models except Highlander and RAV4)
- Tighten nuts and bolts on chassis

DEALER SERVICE VERIFICATION:

DATE:

MILEAGE:

MAINTENANCE LOG: SUVs AND TRUCKS

75,000 Miles or 90 Months

- Replace engine oil and oil filter¹
- Rotate tires
- Lubricate propeller shaft (PreRunner and all 4WD except Highlander and RAV4)
- Re-torque drive shaft bolt (4WD Highlander, 4WD RAV4)
- Re-torque propeller shaft bolt (all models except Highlander and RAV4)
- Visually inspect brake linings/drums and brake pads/discs
- Inspect the following:
 - Ball joints and dust covers
 - Brake lines and hoses
 - Drive belts
 - Drive shaft boots (Highlander, Land Cruiser, RAV4, 4WD Sequoia, 4WD Tacoma, 4WD Tundra, 4WD 4Runner)
 - Engine coolant
 - Exhaust pipes and mountings
 - Front differential oil (all 4WD except Highlander and RAV4)
 - Rear differential oil (all models except 2WD Highlander and 2WD RAV4)
 - Steering gear box
 - Steering linkage and boots
 - Transfer case oil (4WD Highlander, 4WD RAV4)

Note: Driving in heavy traffic, on dirt roads or in urban, dusty or desert areas may shorten the life of the cabin air filter. Replacement may be needed if you notice reduced air flow from the air conditioner and heater or if the windows fog easily when you use the "Fresh" mode. Consult your dealer if any of these conditions occur.

Additional Maintenance Items for Special Operating Conditions

Driving in desert or on dirt roads:

- Inspect engine air filter
- Tighten nuts and bolts on chassis

Driving while towing:

- Inspect automatic transmission fluid (2WD Tacoma with A44D)
- Replace front differential oil (all 4WD except Highlander and RAV4)
- Replace rear differential oil, including limited-slip (all models except 2WD Highlander, 2WD RAV4, Sequoia and non-limited-slip Tundra)
- Replace transfer case oil (4WD Highlander, 4WD RAV4)
- Tighten nuts and bolts on chassis

DEALER SERVICE VERIFICATION:

DATE:

MILEAGE:

¹ Reset the oil replacement reminder ("MAINT REQD") light after replacing engine oil, if vehicle is equipped with this light.

MAINTENANCE LOG: SUVs AND TRUCKS

80,000 Miles or 96 Months

- Replace engine oil and oil filter¹
- Rotate tires
- Visually inspect brake linings/drums and brake pads/discs

Additional Maintenance Items for Special Operating Conditions

Driving in desert or on dirt roads:

- Inspect ball joints and dust covers
- Inspect drive shaft boots (Highlander, Land Cruiser, RAV4, 4WD Sequoia, 4WD Tacoma, 4WD Tundra, 4WD 4Runner)
- Inspect engine air filter
- Inspect steering linkage and boots
- Lubricate propeller shaft (PreRunner and all 4WD except Highlander and RAV4)
- Re-torque drive shaft bolt (4WD Highlander, 4WD RAV4)
- Re-torque propeller shaft bolt (all models except Highlander and RAV4)
- Tighten nuts and bolts on chassis

Driving on salted roads:

- Lubricate propeller shaft (PreRunner and all 4WD except Highlander and RAV4)
- Re-torque propeller shaft bolt (all models except Highlander and RAV4)

Driving while towing:

- Lubricate propeller shaft (PreRunner and all 4WD except Highlander and RAV4)
- Re-torque propeller shaft bolt (all models except Highlander and RAV4)
- Tighten nuts and bolts on chassis

DEALER SERVICE VERIFICATION:

DATE:

MILEAGE:

85,000 Miles or 102 Months

- Replace engine oil and oil filter¹
- Rotate tires
- Visually inspect brake linings/drums and brake pads/discs

Additional Maintenance Items for Special Operating Conditions

Driving in desert or on dirt roads:

- Inspect ball joints and dust covers
- Inspect drive shaft boots (Highlander, Land Cruiser, RAV4, 4WD Sequoia, 4WD Tacoma, 4WD Tundra, 4WD 4Runner)
- Inspect engine air filter
- Inspect steering linkage and boots
- Lubricate propeller shaft (PreRunner and all 4WD except Highlander and RAV4)
- Re-torque drive shaft bolt (4WD Highlander, 4WD RAV4)
- Re-torque propeller shaft bolt (all models except Highlander and RAV4)
- Tighten nuts and bolts on chassis

Driving on salted roads:

- Lubricate propeller shaft (PreRunner and all 4WD except Highlander and RAV4)
- Re-torque propeller shaft bolt (all models except Highlander and RAV4)

Driving while towing:

- Lubricate propeller shaft (PreRunner and all 4WD except Highlander and RAV4)
- Re-torque propeller shaft bolt (all models except Highlander and RAV4)
- Tighten nuts and bolts on chassis

DEALER SERVICE VERIFICATION:

DATE:

MILEAGE:

MAINTENANCE LOG: SUVs AND TRUCKS

90,000 Miles or 108 Months

- Replace engine oil and oil filter¹
- Rotate tires
- Lubricate drive shaft bushing (Land Cruiser)
- Lubricate propeller shaft (PreRunner and all 4WD except Highlander and RAV4)
- Lubricate wheel bearings (Land Cruiser, 2WD Tacoma)
- Replace limited-slip differential oil, if equipped (Land Cruiser, 4WD Tacoma, 2WD Tundra)
- Replace spark plugs (4Runner w/ 1GR-FE, Sequoia, Tacoma, Tundra)²
- Replace timing belt³
- Re-torque drive shaft bolt (4WD Highlander, 4WD RAV4)
- Re-torque propeller shaft bolt (all models except Highlander and RAV4)
- Inspect the following:
 - Automatic transmission fluid
 - Ball joints and dust covers
 - Brake lines and hoses
 - Brake linings/drums and brake pads/discs⁴
 - Drive belts
 - Drive shaft boots (Highlander, Land Cruiser, RAV4, 4WD Sequoia, 4WD Tacoma, 4WD Tundra, 4WD 4Runner)
 - Engine coolant
 - Exhaust pipes and mountings
 - Front differential oil (4WD models, Highlander and RAV4)
 - Fuel lines and connections, fuel tank band and fuel tank vapor vent system hoses
 - Fuel tank cap gasket
 - Manual transmission oil (RAV4, Tundra, all Tacomas except PreRunner)
 - Radiator core and condenser
 - Rear differential oil (all models except 2WD Highlander and 2WD RAV4)
 - Steering gear box
 - Steering linkage and boots
 - Transfer case oil (all 4WD models)

Additional Maintenance Items for Special Operating Conditions

Driving in desert or on dirt roads:

- Tighten nuts and bolts on chassis

Driving while towing:

- Replace automatic transmission fluid (2WD Tacoma with A44D)
- Replace front differential oil (2WD RAV4 with manual transmission, all 4WD models except RAV4 with automatic transmission and Highlander)
- Replace manual transmission oil (RAV4, Tundra, all Tacomas except PreRunner)
- Replace rear differential oil, including limited-slip (all models except 2WD Highlander and 2WD RAV4)
- Replace transfer case oil (4WD models)
- Tighten nuts and bolts on chassis

DEALER SERVICE VERIFICATION:

DATE:

MILEAGE:

¹ Reset the oil replacement reminder ("MAINT REQD") light after replacing engine oil, if vehicle is equipped with this light.

² Required under the terms of the Emission Control Warranty

³ Applies to Highlander with 3MZ-FE, Land Cruiser, Sequoia, Tundra, Tacoma with 5VZ-FE and 4Runner with 2UZ-FE.

⁴ Inspect thickness measurement and disc runout.

MAINTENANCE LOG: SUVs AND TRUCKS

95,000 Miles or 114 Months

- Replace engine oil and oil filter¹
- Rotate tires
- Visually inspect brake linings/drums and brake pads/discs

Additional Maintenance Items for Special Operating Conditions

Driving in desert or on dirt roads:

- Inspect ball joints and dust covers
- Inspect drive shaft boots (Highlander, Land Cruiser, RAV4, 4WD Sequoia, 4WD Tacoma, 4WD Tundra, 4WD 4Runner)
- Inspect engine air filter
- Inspect steering linkage and boots
- Lubricate propeller shaft (PreRunner and all 4WD except Highlander and RAV4)
- Re-torque drive shaft bolt (4WD Highlander, 4WD RAV4)
- Re-torque propeller shaft bolt (all models except Highlander and RAV4)
- Tighten nuts and bolts on chassis

Driving on salted roads:

- Lubricate propeller shaft (PreRunner and all 4WD except Highlander and RAV4)
- Re-torque propeller shaft bolt (all models except Highlander and RAV4)

Driving while towing:

- Lubricate propeller shaft (PreRunner and all 4WD except Highlander and RAV4)
- Re-torque propeller shaft bolt (all models except Highlander and RAV4)
- Tighten nuts and bolts on chassis

DEALER SERVICE VERIFICATION:

DATE:

MILEAGE:

100,000 Miles or 120 Months

- Replace engine oil and oil filter¹
- Rotate tires
- Replace engine coolant²
- Visually inspect brake linings/drums and brake pads/discs

Additional Maintenance Items for Special Operating Conditions

Driving in desert or on dirt roads:

- Inspect ball joints and dust covers
- Inspect drive shaft boots (Highlander, Land Cruiser, RAV4, 4WD Sequoia, 4WD Tacoma, 4WD Tundra, 4WD 4Runner)
- Inspect engine air filter
- Inspect steering linkage and boots
- Lubricate propeller shaft (PreRunner and all 4WD except Highlander and RAV4)
- Re-torque drive shaft bolt (4WD Highlander, 4WD RAV4)
- Re-torque propeller shaft bolt (all models except Highlander and RAV4)
- Tighten nuts and bolts on chassis

Driving on salted roads:

- Lubricate propeller shaft (PreRunner and all 4WD except Highlander and RAV4)
- Re-torque propeller shaft bolt (all models except Highlander and RAV4)

Driving while towing:

- Lubricate propeller shaft (PreRunner and all 4WD except Highlander and RAV4)
- Re-torque propeller shaft bolt (all models except Highlander and RAV4)
- Tighten nuts and bolts on chassis

DEALER SERVICE VERIFICATION:

DATE:

MILEAGE:

MAINTENANCE LOG: SUVs AND TRUCKS

105,000 Miles or 126 Months

- Replace engine oil and oil filter¹
- Rotate tires
- Lubricate propeller shaft (PreRunner and all 4WD except Highlander and RAV4)
- Re-torque drive shaft bolt (4WD Highlander, 4WD RAV4)
- Re-torque propeller shaft bolt (all models except Highlander and RAV4)
- Visually inspect brake linings/drums and brake pads/discs
- Inspect the following:
 - Ball joints and dust covers
 - Brake lines and hoses
 - Drive belts
 - Drive shaft boots (Highlander, Land Cruiser, RAV4, 4WD Sequoia, 4WD Tacoma, 4WD Tundra, 4WD 4Runner)
 - Engine coolant
 - Exhaust pipes and mountings
 - Front differential oil (all 4WD except Highlander and RAV4)
 - Rear differential oil (all models except 2WD Highlander and 2WD RAV4)
 - Steering gear box
 - Steering linkage and boots
 - Transfer case oil (4WD Highlander, 4WD RAV4)

Note: Driving in heavy traffic, on dirt roads or in urban, dusty or desert areas may shorten the life of the cabin air filter. Replacement may be needed if you notice reduced air flow from the air conditioner and heater or if the windows fog easily when you use the "Fresh" mode. Consult your dealer if any of these conditions occur.

Additional Maintenance Items for Special Operating Conditions

Driving in desert or on dirt roads:

- Inspect engine air filter
- Tighten nuts and bolts on chassis

Driving while towing:

- Inspect automatic transmission fluid (2WD Tacoma with A44D)
- Replace front differential oil (all 4WD except Highlander and RAV4)
- Replace rear differential oil, including limited-slip (all models except 2WD Highlander, 2WD RAV4, Sequoia and non-limited-slip Tundra)
- Replace transfer case oil (4WD Highlander, 4WD RAV4)
- Tighten nuts and bolts on chassis

DEALER SERVICE VERIFICATION:

DATE:

MILEAGE:

¹ Reset the oil replacement reminder ("MAINT REQD") light after replacing engine oil, if vehicle is equipped with this light.

² Initial replacement at 100,000 miles/120 months. Replace every 50,000 miles/60 months thereafter. See page 37 for additional information.

MAINTENANCE LOG: SUVs AND TRUCKS

110,000 Miles or 132 Months

- Replace engine oil and oil filter¹
- Rotate tires
- Visually inspect brake linings/drums and brake pads/discs

Additional Maintenance Items for Special Operating Conditions

Driving in desert or on dirt roads:

- Inspect ball joints and dust covers
- Inspect drive shaft boots (Highlander, Land Cruiser, RAV4, 4WD Sequoia, 4WD Tacoma, 4WD Tundra, 4WD 4Runner)
- Inspect engine air filter
- Inspect steering linkage and boots
- Lubricate propeller shaft (PreRunner and all 4WD except Highlander and RAV4)
- Re-torque drive shaft bolt (4WD Highlander, 4WD RAV4)
- Re-torque propeller shaft bolt (all models except Highlander and RAV4)
- Tighten nuts and bolts on chassis

Driving on salted roads:

- Lubricate propeller shaft (PreRunner and all 4WD except Highlander and RAV4)
- Re-torque propeller shaft bolt (all models except Highlander and RAV4)

Driving while towing:

- Lubricate propeller shaft (PreRunner and all 4WD except Highlander and RAV4)
- Re-torque propeller shaft bolt (all models except Highlander and RAV4)
- Tighten nuts and bolts on chassis

DEALER SERVICE VERIFICATION:

DATE:

MILEAGE:

115,000 Miles or 138 Months

- Replace engine oil and oil filter¹
- Rotate tires
- Visually inspect brake linings/drums and brake pads/discs

Additional Maintenance Items for Special Operating Conditions

Driving in desert or on dirt roads:

- Inspect ball joints and dust covers
- Inspect drive shaft boots (Highlander, Land Cruiser, RAV4, 4WD Sequoia, 4WD Tacoma, 4WD Tundra, 4WD 4Runner)
- Inspect engine air filter
- Inspect steering linkage and boots
- Lubricate propeller shaft (PreRunner and all 4WD except Highlander and RAV4)
- Re-torque drive shaft bolt (4WD Highlander, 4WD RAV4)
- Re-torque propeller shaft bolt (all models except Highlander and RAV4)
- Tighten nuts and bolts on chassis

Driving on salted roads:

- Lubricate propeller shaft (PreRunner and all 4WD except Highlander and RAV4)
- Re-torque propeller shaft bolt (all models except Highlander and RAV4)

Driving while towing:

- Lubricate propeller shaft (PreRunner and all 4WD except Highlander and RAV4)
- Re-torque propeller shaft bolt (all models except Highlander and RAV4)
- Tighten nuts and bolts on chassis

DEALER SERVICE VERIFICATION:

DATE:

MILEAGE:

MAINTENANCE LOG: SUVs AND TRUCKS

120,000 Miles or 144 Months

- Replace engine oil and oil filter¹
- Rotate tires
- Lubricate drive shaft bushing (Land Cruiser)
- Lubricate propeller shaft (PreRunner and all 4WD except Highlander and RAV4)
- Lubricate wheel bearings (Land Cruiser, 2WD Tacoma)
- Replace limited-slip differential oil, if equipped (4WD Highlander, Land Cruiser, 4WD RAV4, 4WD Tacoma, 2WD Tundra)
- Replace spark plugs (all models)²
- Re-torque drive shaft bolt (Highlander, 4WD RAV4)
- Re-torque propeller shaft bolt (all models except Highlander and RAV4)
- Inspect the following:
 - Automatic transmission fluid
 - Ball joints and dust covers
 - Brake lines and hoses
 - Brake linings/drums and brake pads/discs³
 - Charcoal canister⁴
 - Drive belts
 - Drive shaft boots (Highlander, Land Cruiser, RAV4, 4WD Sequoia, 4WD Tacoma, 4WD Tundra, 4WD 4Runner)
 - Engine coolant
 - Engine valve clearance
 - Front differential oil (4WD models, Highlander, RAV4)
 - Exhaust pipes and mountings
 - Fuel lines and connections, fuel tank band and fuel tank vapor vent system hoses
 - Fuel tank cap gasket
 - Manual transmission oil (RAV4, Tundra, all Tacomas except PreRunner)
 - Radiator core and condenser
 - Rear differential oil (all models except 2WD Highlander and 2WD RAV4)
 - Steering gear box
 - Steering linkage and boots
 - Transfer case oil (all 4WD models)

Additional Maintenance Items for Special Operating Conditions

Driving in desert or on dirt roads:

- Tighten nuts and bolts on chassis

Driving while towing:

- Replace front differential oil (Highlander, RAV4 and all 4WD models)
- Replace rear differential oil, including limited-slip (all models except 2WD Highlander and 2WD RAV4)
- Replace transfer case oil (4WD models)
- Replace transmission fluid or oil
- Tighten nuts and bolts on chassis

DEALER SERVICE VERIFICATION:

DATE:

MILEAGE:

¹ Reset the oil replacement reminder ("MAINT REQD") light after replacing engine oil, if vehicle is equipped with this light.

² Required under the terms of the Emission Control Warranty.

³ Inspect thickness measurement and disc runout.

⁴ Applies to Land Cruiser, Sequoia, Tacoma/Tundra with 5VZ-FE and Tundra/4Runner with 2UZ-FE. Inspect at 60,000 miles or 72 months, whichever comes first. Required only for vehicles in California, Massachusetts and New York.

EXPLANATION OF MAINTENANCE ITEMS

The following descriptions are provided to give you a better understanding of the maintenance items that should be performed on your vehicle. The scheduled maintenance log indicates at which mileage/time intervals each item should be performed. Please note that many maintenance items should be performed only by a qualified technician.

For further information on maintenance items you can perform yourself, see the "Vehicle Maintenance and Care" and "Do-It-Yourself Maintenance" sections of your *Owner's Manual*.

Automatic Transmission Fluid or Manual Transmission Oil

Inspect or replace at specified intervals. When performing inspections, check each component for signs of leakage. If you discover any leakage, have it repaired by a qualified technician immediately.

Ball Joints and Dust Covers

Check the suspension and steering linkage ball joints for looseness and damage. Check all dust covers for deterioration and damage. Replace any deteriorated or damaged parts. A qualified technician should perform these operations.

Brake Lines and Hoses

Visually inspect for proper installation. Check for chafing, cracks, deterioration and signs of leakage. Replace any deteriorated or damaged parts. A qualified technician should perform these operations.

Brake Linings/Drums and Brake Pads/Discs

Check the brake linings (shoes) and drums for scoring, burning, fluid leakage, broken parts and excessive wear. Check the pads for excessive wear and the discs for runout, excessive wear and fluid leakage. Replace any deteriorated or damaged parts. A qualified technician should perform these operations.

Cabin Air Filter

Replace at specified intervals. Driving in heavy traffic, on dirt roads or in urban, desert or dusty areas may shorten filter's life. More frequent replacement may be necessary.

Charcoal Canister (CA, MA and NY vehicles)

Check for internal damage and clogging. If necessary, clean with compressed air or replace. A qualified technician should perform these operations.

EXPLANATION OF MAINTENANCE ITEMS

Differential Oil

Replace at specified intervals. When performing inspections, check each component for signs of leakage. If you discover any leakage, have it repaired by a qualified technician immediately.

Drive Belts

Inspect for cracks, excessive wear and oiliness. Check the belt tension and adjust if necessary. Replace the belts if they are damaged.

Drive Shaft Boots

Check the drive shaft boots and clamps for cracks, deterioration and damage. Replace any deteriorated or damaged parts and, if necessary, repack the grease. Selected models also require periodic inspection of the drive shaft bolt for proper torque. A qualified technician should perform these operations.

Engine Air Filter

Replace at specified intervals. When performing inspections, check for damage, excessive wear and oiliness, and replace if necessary.

Engine Coolant

Drain and flush the cooling system and refill with an ethylene-glycol type coolant. Inspect the radiator, condenser and/or intercooler for leaves, dirt and insects and clean if necessary. Inspect hoses and connections for corrosion and leaks. Tighten connections and replace parts as necessary. A qualified technician should perform these operations.

Note: Your Toyota is equipped with Genuine Toyota Super Long-Life Coolant. The replacement intervals for engine coolant recommended in this booklet are based on replacement with Genuine Toyota Super Long-Life Coolant or similar high-quality non-silicate, non-amine, non-borate ethylene-glycol coolant with long-life hybrid organic acid technology (i.e., a combination of low phosphates and organic acids). If another type of ethylene-glycol coolant is used, replacement intervals may be different.

Engine Oil and Oil Filter

Replace the oil filter and drain and refill the engine oil at specified intervals. For recommended oil grade and viscosity, refer to the *Owner's Manual*.

EXPLANATION OF MAINTENANCE ITEMS

Engine Valve Clearance

Inspect for excessive lifter noise and engine vibration and adjust if necessary. A qualified technician should perform this operation.

Exhaust Pipes and Mountings

Visually inspect the exhaust pipes, muffler and hangers for cracks, deterioration and damage. Start the engine and listen carefully for any exhaust gas leakage. Tighten connections or replace parts as necessary.

Fuel Lines and Connections, Fuel Tank Band and Fuel Tank Vapor Vent System Hoses

Visually inspect for corrosion, damage, cracks and loose or leaking connections. Tighten connections or replace parts as necessary.

Fuel Tank Cap Gasket

Visually inspect for cracks, deterioration and damage and replace if necessary.

Nuts and Bolts on Chassis and Body

Re-tighten the seat-mounting bolts and front/rear suspension member retaining bolts to specified torque.

Propeller Shaft

Lubricate the propeller shaft spiders and slide yokes with lithium-base chassis grease and the double cardan joint with molybdenum-disulfide lithium-base chassis grease, and re-torque the bolt. Only a qualified technician should re-torque the bolt.

Radiator Core and Condenser

Inspect for debris and signs of damage. Have any problem repaired immediately by a qualified technician.

Spark Plugs

Replace at specified intervals. Install new plugs of the same type as originally equipped. A qualified technician should perform this operation.

Steering Gear Box

Inspect for signs of leakage. If you discover any leakage, have it repaired immediately by a qualified technician.

EXPLANATION OF MAINTENANCE ITEMS

Steering Linkage and Boots

With the vehicle stopped, check for excessive freeplay in the steering wheel. Inspect the linkage for bending and damage and the dust boots for deterioration, cracks and damage. Replace any damaged parts. A qualified technician should perform these operations.

Timing Belt

Replace every 90,000 miles. A qualified technician should perform this operation.

Tire Rotation

Tires should be rotated at specified intervals according to the instructions in the *Owner's Manual*. When rotating tires, check for damage and uneven wear. Replace if necessary.

Transfer Case Oil

Inspect or replace at specified intervals. When performing inspections, check for signs of leakage. If you discover any leakage, have it repaired by a qualified technician immediately.

Wheel Bearing and Drive Shaft Bushing Grease

Repack the wheel bearings with wheel bearing grease and the drive shaft bushing with molybdenum-disulfide lithium-base chassis grease. A qualified technician should perform these operations.

TOYOTA DEALERSHIP SERVICE



To ensure that your vehicle receives first-quality service and factory-authorized parts, Toyota recommends having maintenance performed by an authorized Toyota dealership.

Toyota dealership technicians are experts in the maintenance and repair of Toyota vehicles. They stay current on the latest service information through Toyota technical bulletins, service publications and training courses. Many are also certified through the Toyota Certification Program, which requires completion of Toyota's specialized, state-of-the-art training as well as rigorous exams through both Toyota and the National Institute for Automotive Service Excellence (ASE). Feel free to ask any Toyota dealership to show you its technicians' credentials.

You can be confident you're getting the best possible service for your vehicle when you take it to a Toyota dealership. Why trust your investment to anything but a team of highly qualified Toyota specialists?



TOYOTA EXPRESS LUBE

With Toyota Express Lube, you get the convenience of a quick-lube shop and the quality and expertise you count on when you go to a Toyota dealership. You also get the Express Lube guarantee: in 29 minutes or less from the time of write-up, a complete oil-and-filter change using Genuine Toyota Parts along with a multi-point inspection, or the next one is free.



You never need an appointment to use Express Lube at a Toyota dealership. You'll be waited on promptly and your oil-and-filter change will be done while you wait. Express Lube also delivers outstanding value, since the service is priced very competitively with franchised quick-lube centers.

More than 700 Toyota dealerships now offer Express Lube service. Call (800)331-4331 for the Express Lube location nearest you.



GENUINE TOYOTA PARTS AND ACCESSORIES

Genuine Toyota Parts

To safeguard the quality, reliability and value of your vehicle, Toyota recommends using only Genuine Toyota Parts for maintenance and repairs. Like all Toyota products, Genuine Toyota Parts are built to the highest standards of quality and performance. They are also designed to fit your vehicle's exact specifications.

Your Toyota dealership maintains an extensive inventory of Genuine Toyota Parts to meet your vehicle service needs. And because it is linked electronically to Toyota's Parts Distribution Centers, the dealership has quick access to any parts it may not have in stock.



When installed by a Toyota dealership, Genuine Toyota Parts (with the exception of batteries) are warranted for 12 months from date of installation, regardless of mileage, or the remainder of any applicable New Vehicle Limited Warranty, whichever provides greater coverage. Selected Toyota replacement parts are covered by a lifetime warranty (see page 44). Non-Genuine Toyota Parts – and any damage or failures resulting from their use – are not covered by any Toyota warranty.

Genuine Toyota Remanufactured Parts

Toyota also offers the highest level of quality, fit and performance in selected remanufactured parts. These parts enable you to economically maintain and repair your vehicle with Genuine Toyota quality. They also feature the same warranty coverage as new Genuine Toyota Parts. Available parts range from alternators to water pumps; ask your Toyota dealership for a complete list of remanufactured product offerings.

For all your maintenance and repair needs, insist on the quality and peace of mind you only get with Genuine Toyota Parts.






GENUINE TOYOTA PARTS AND ACCESSORIES

Genuine Toyota Accessories

When you want to personalize your Toyota vehicle, be sure to do it without sacrificing Toyota quality and performance. How? By choosing Genuine Toyota Accessories.

Only Genuine Toyota Accessories are designed and manufactured specifically for Toyota vehicles. In addition, they undergo rigorous testing to ensure first-rate quality, precise fit and long-term durability. Aftermarket accessories don't always meet these same high standards.

The quality of Genuine Toyota Accessories is also backed by the integrity of a Toyota warranty. Coverage is for 12 months from date of purchase, regardless of mileage. If an accessory is installed during the New Vehicle Limited Warranty period (36 months/36,000 miles), coverage is for the remainder of that period. See your dealer for details. And remember that Genuine Toyota Accessories can only be purchased from an authorized Toyota dealership.



LIFETIME GUARANTEE REPLACEMENT PARTS

Toyota's confidence in its products and commitment to customer satisfaction are demonstrated by outstanding warranty coverage – including a lifetime guarantee on replacement mufflers, exhaust pipes, shock absorbers, struts and strut cartridges. When purchased at and installed by a Toyota dealership, these Genuine Toyota Parts are guaranteed to the original purchaser for the life of the vehicle. This includes coverage for parts and labor.

Compare the guarantees offered on these parts by aftermarket repair shops; many don't offer the extensive coverage Toyota does. And remember that only Genuine Toyota Parts are manufactured to your vehicle's exact specifications. So don't compromise: When replacement time comes, count on your Toyota dealer for quality, performance and the peace of mind that comes with a factory-backed lifetime guarantee.



For complete details of the Toyota Lifetime Guarantee, see an authorized Toyota dealer.

TRUESTART BATTERIES

The reputation for quality and reliability was likely a key reason behind your decision to buy a Toyota. That overall quality is present in each of the components of your car or truck, including the battery. When it's time for a replacement, your Toyota dealer is the only place to find a battery with the power to start and operate your vehicle like new.

To maintain the original performance designed into your Toyota, a replacement battery must meet Toyota's specifications for Cold Cranking Amps (CCA) and Reserve Capacity (RC). RC, a specification often not met by aftermarket brands, supplies the power you need during high-demand conditions such as driving in heavy traffic. RC is also what gives you the power to operate electronic accessories with the engine off. By choosing a TrueStart™ you can be confident your battery will meet your needs, every day.

Warranty coverage is another important consideration when selecting a battery. TrueStart™ batteries feature a free replacement period of 24 months or the remainder of the Toyota New Vehicle Limited Warranty, whichever is longer. Following the free replacement period, warranty coverage is prorated from months 25–84 in two simple tiers. See your Toyota dealer for more details.

Don't entrust your Toyota's performance to anything less than the best: Genuine Toyota TrueStart™ Batteries.



COLLISION REPAIR PARTS

Insist on Genuine Toyota Quality

If you're involved in a collision, you want your vehicle to be returned to its pre-accident condition when repaired. To maintain your Toyota's value, it's important to make sure it is repaired with Genuine Toyota Parts. Some repair shops and insurance companies may suggest using imitation or used salvage parts to save money. However, these parts may not meet Toyota's high standards for quality, fit and corrosion resistance. In addition, imitation and used salvage parts are not covered by any Toyota warranty (see box below).

To maintain the appearance, performance and safety of your Toyota, make sure only Genuine Toyota Parts are used for collision repairs. Protect your investment – insist on Genuine Toyota quality.

Toyota warranty coverage remains intact when vehicle repairs are completed with Genuine Toyota Parts. Toyota warranties do not cover imitation or used salvage parts or any damage or failures caused by the use of such parts.

In Case of Accident, Be an Informed Owner

Toyota believes customers have the right to choose the types of parts used in the repair of their vehicles. That's why Toyota supports full disclosure by repair shops and insurance companies regarding parts used for collision repair. The following information is provided to help you understand the differences in the types of parts that could be used in the repair of your vehicle.

General Information

"Collision repair parts" or "replacement crash parts" are the parts typically replaced during the repair of a vehicle that has been damaged in a collision. These parts include exterior sheet metal such as fenders, hoods, doors and related components; and plastic components such as bumper covers and lamp assemblies.

Warranty Coverage

Warranties for collision repair parts are provided by the manufacturer or distributor of the parts. Warranty coverage varies. Your insurance company or collision repair facility should provide you with written warranty statements for all parts used in the repair of your vehicle.

Types of Collision Repair Parts

New original-equipment manufacturer (OEM): Parts that are made by the vehicle manufacturer or one of its licensees and distributed through its normal channels. These parts maintain the manufacturer's vehicle warranty.

Aftermarket or imitation: Parts that are made by companies other than the vehicle manufacturer or its licensees.

Recycled or used salvage: Used parts and assemblies that have been removed from another vehicle. There are no systems in place to regulate the quality or safety of these parts.

Remanufactured: Parts that have been returned to like-new condition through repair, refurbishing or rebuilding.

Due to the critical nature of Supplemental Restraint Systems (also known as air bags), Toyota does not support the use of imitation or used parts for their repair. Only new Genuine Toyota Parts should be used to repair or replace Supplemental Restraint Systems.

DO-IT-YOURSELF PRODUCTS

When it's time to replace key wear items on your vehicle, don't settle for less than Genuine Toyota Parts. Available exclusively through Toyota dealerships, Genuine Toyota Parts meet the highest standards of quality and performance and are built to exact factory specifications. Here are a few of your vehicle's components that are particularly subject to wear and some benefits of replacing them with Genuine Toyota Parts.

Genuine Toyota Platinum and Iridium Spark Plugs*

- Designed to last at least 60,000 miles.
- Provide the maximum spark required by Toyota's high-compression engines.
- Resist fouling and misfires for more efficient combustion and better fuel economy.

Genuine Toyota Brake Pads

- Friction materials selected for optimum performance when matched with Toyota brake drums or rotors.
- Precision-machined backing plates allow pads to move freely within the calipers for smooth, efficient braking.

Genuine Toyota Wiper Inserts

- Cut to match the exact length and shape of your vehicle's wiper blades for a proper and secure fit.
- Constructed of compression-molded natural rubber – not synthetic – for superior wiping performance.



* Always use the right spark plugs for your engine. The wrong plugs can have a negative impact on fuel economy and overall engine performance.

Genuine Toyota Chemicals

Toyota offers a complete line of products to help you keep your Toyota looking and running like new. To safeguard your vehicle's appearance, you'll find everything from fabric spot remover and glass cleaner to liquid car wash and touch-up paint. When it's time to get under the hood (or under the car), products such as fuel injector cleaner, brake fluid and silicone spray will help you get the job done. All of these products are formulated specifically for use with Toyota vehicles, so you can be confident you're giving your vehicle the best care possible, inside and out.

Genuine Toyota Super Long-Life Antifreeze/Coolant

Genuine Toyota Super Long-Life Antifreeze/Coolant is the same high-quality, factory-fill product found in new Toyotas. You'll know it by its distinctive pink color. It provides maximum protection and durability without the use of harmful silicates. And because it's compatible with non-metallic materials, it helps extend the life of water-pump seals. Don't trust your engine to anything less than the best: Genuine Toyota Super Long-Life Antifreeze/Coolant.

Genuine Toyota Motor Oil

Your Toyota's engine features highly advanced technology to ensure superior performance, reliability and fuel economy. Genuine Toyota Motor Oil is formulated with a special combination of lube-base stocks and an additive blend to maximize the benefits of this technology. Make sure you're getting the most out of your engine by always putting the best into it: Genuine Toyota Motor Oil.



TOYOTA PARTS CENTERS

If you plan to perform your own maintenance or repairs on your Toyota, be sure to check out your nearby Toyota Parts Center (TPC). More than 550 Toyota dealerships now have a TPC, which is an in-dealership parts store offering a wide selection of automotive products. All TPCs feature a complete line of Genuine Toyota maintenance parts and car-care products for do-it-yourselfers.

In addition to Toyota maintenance and repair products, TPCs offer free technical advice to Toyota owners who want to service their own vehicles. You'll also find how-to brochures covering most common maintenance jobs. These are provided to customers free of charge.

Toyota Parts Centers are open during regular dealership hours; many also have extended evening and weekend hours. If you're a do-it-yourselfer, stop by and experience the service, selection and value offered by your local TPC.



If you'll be doing some of your own maintenance and repair work on your vehicle, a Toyota service manual will be one of your most valuable tools. Toyota offers three types of manuals to assist do-it-yourselfers. To order any of the following manuals, call Toyota's service publications department at (800) 622-2033.

Vehicle Repair Manual

This is the same manual used by professional technicians in Toyota dealerships throughout the United States. It is fully illustrated and includes maintenance and repair procedures for all vehicle mechanical systems. It also includes instructions for vehicle tune-ups.


Electrical Systems Manual

This manual provides detailed wiring diagrams for each electrical system in your vehicle, along with troubleshooting tips and repair procedures.

Automatic Transmission/Transaxle Repair Manual

This manual includes complete procedures for overhauling the automatic transmission/transaxle of your vehicle.

For information on basic do-it-yourself maintenance items, see the "Vehicle Maintenance and Care" and "Do-It-Yourself Maintenance" sections of your *Owner's Manual*.



SERVICE AGREEMENTS AND PRE-PAID MAINTENANCE

Toyota Extra Care Vehicle Service Agreements

Toyota Extra Care Vehicle Service Agreements enhance the scope and/or length of protection for your vehicle by providing coverage in addition to your vehicle's factory warranty, or providing protection if the original warranty has expired.¹ Toyota Extra Care provides for the repair or replacement of covered components that have mechanical failures and protects you from rising repair costs in the future. In addition, many plans include benefits such as towing, substitute transportation and travel protection with lodging and meals.

Toyota Extra Care Vehicle Service Agreements are accepted at all participating Toyota dealerships in the United States and Canada. That means repairs are made by factory-trained service technicians using Genuine Toyota Parts.

Toyota Financial Services offers several Toyota Extra Care Vehicle Service Agreement plans, each with a variety of time and mileage options.² Your Toyota dealer can help you select the plan that best meets your needs.

Toyota Auto Care Prepaid Maintenance Program

The Toyota Auto Care Prepaid Maintenance Program provides a convenient way to prepay for your vehicle's regularly scheduled maintenance and protects you from the rising cost of service.

Toyota Auto Care Classic Prepaid Maintenance Plans are available for both new and used vehicles. Benefits include oil-and-filter changes, lubrication of key chassis parts, 19-point inspections at predetermined service intervals, timed service reminders and a computerized history of each service visit. In addition, 24-hour roadside assistance is included with most plans.³ Premium Plans (available for new vehicles only) also include tire rotations and major maintenance services at 15,000, 30,000 and 45,000 miles.

The Toyota Auto Care Program offers two coverage levels as well as several options for service intervals, time and mileage. Your Toyota dealer can help you select the prepaid maintenance plan that is best for you.



¹Vehicle service agreements are offered by Toyota Motor Insurance Services, Inc., administered by Toyota Motor Services Company in certain states. In Florida, offered by Toyota Motor Insurance Company.

²Toyota Financial Services is a service mark of Toyota Motor Insurance Services, Inc.

³See individual plans for details on applicability.



00505-T2004-SMG1

Printed in U.S.A. 7/03