

**Part 1**  
**OPERATION OF**  
**INSTRUMENTS AND**  
**CONTROLS—**

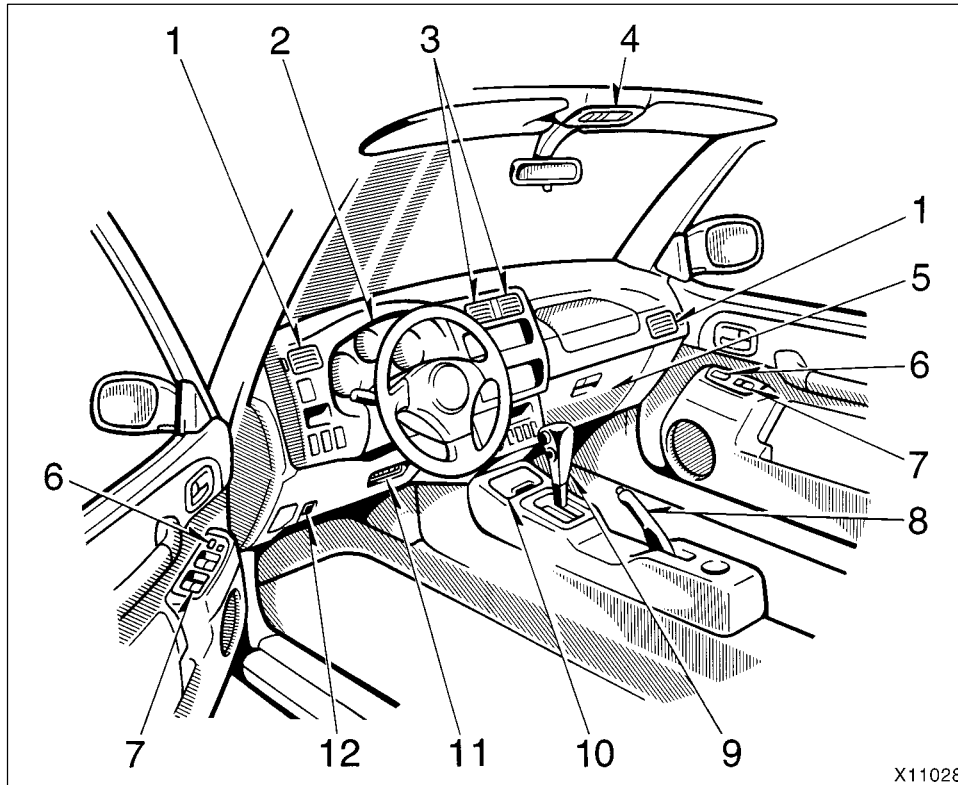
**Chapter 1-1**

**Overview of instruments**  
**and controls**

- [Instrument panel overview](#)
- [Instrument cluster overview](#)
- [Indicator symbols on the instrument panel](#)

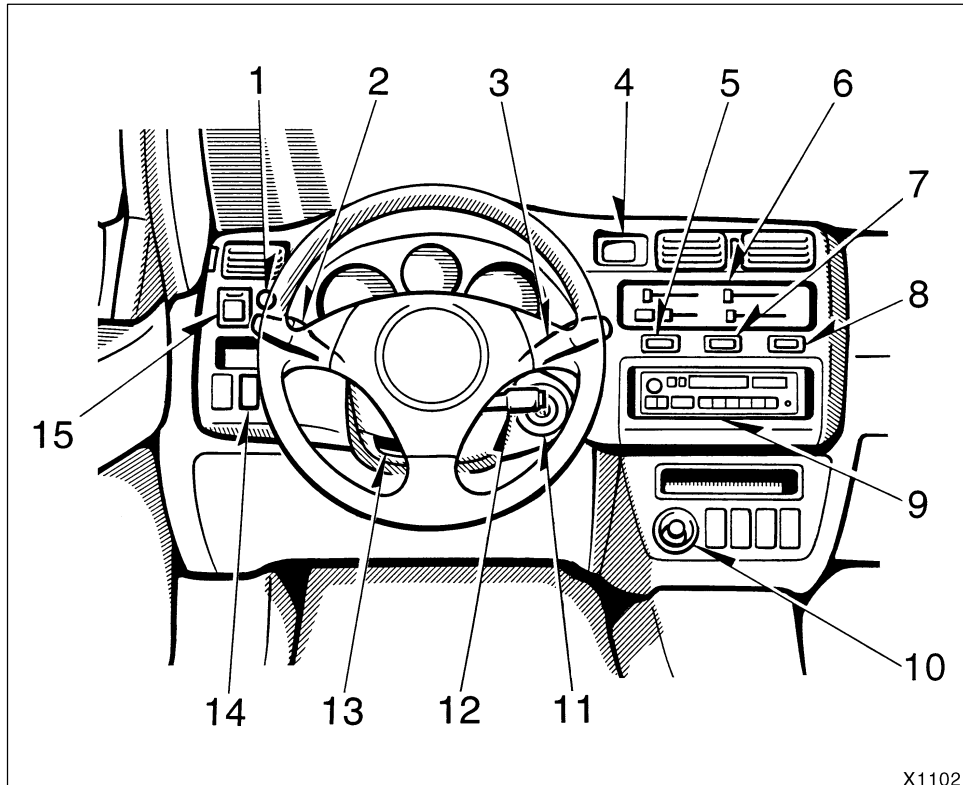
## '99 Rav4.U

### Instrument panel overview



1. Side vents
2. Instrument cluster
3. Center vents
4. Electric moon roof switch and personal lights
5. Glove box
6. Power door lock switches (with power windows)
7. Power window switches
8. Parking brake lever
9. Automatic transmission selector lever or manual transmission gear shift lever
10. Ashtray
11. Lower vent
12. Hood lock release lever

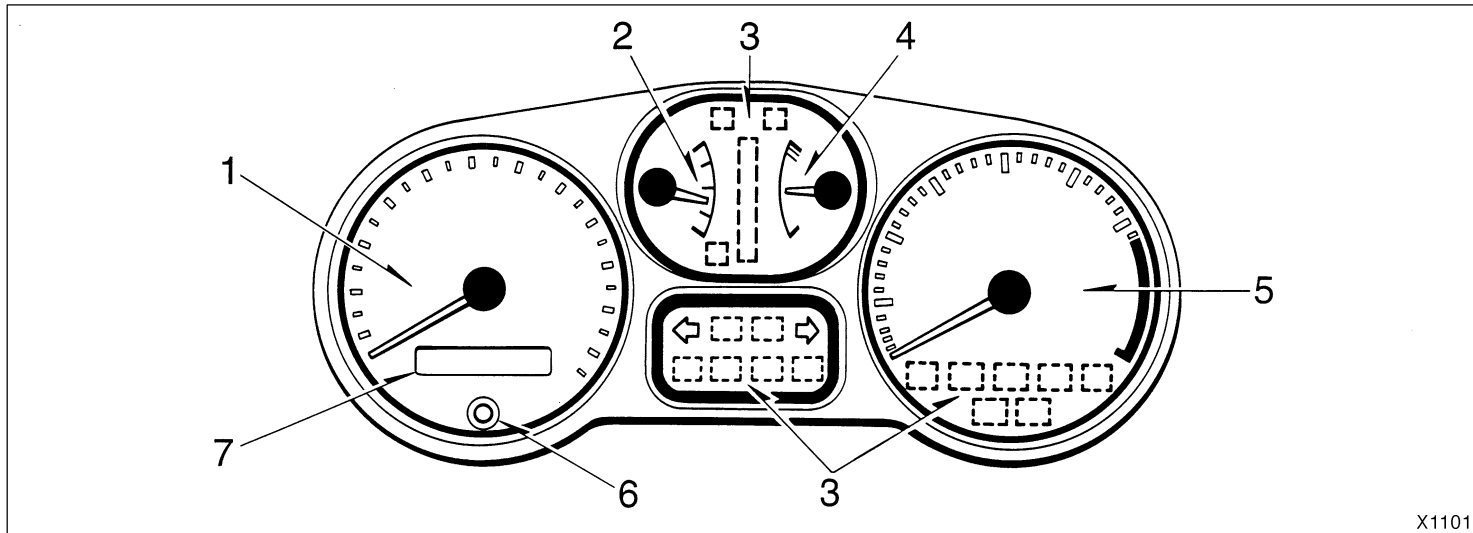
## '99 Rav4.U



1. Instrument panel light control knob
2. Headlight and turn signal switch
3. Wiper and washer switches
4. Clock
5. Center differential lock button or driving pattern selector button
6. Air conditioning controls
7. Emergency flasher switch
8. Rear window defogger switch
9. Car audio
10. Cigarette lighter
11. Ignition switch
12. Cruise control switch
13. Tilt steering lock release lever
14. Power door lock switch (without power windows)
15. Power rear view mirror control switch

X11021

Instrument cluster overview
















X11015

- |   |                                     |                                 |
|---|-------------------------------------|---------------------------------|
| 1. Speedometer                                      | 4. Engine coolant temperature gauge | 7. Odometer and two trip meters |
| 2. Fuel gauge                                       | 5. Tachometer                       |                                 |
| 3. Service reminder indicators and indicator lights | 6. Trip meter reset knob            |                                 |

'99 Rav4.U

Indicator symbols on the instrument panel

<p><b>BRAKE</b> (type A)  (type B)</p>	<p>Brake system warning light*1</p>	<p><b>ABS</b> (type A)  (type B)</p>	<p>Anti-lock brake system warning light*1</p>
<p></p>	<p>Seat belt reminder light*1</p>	<p></p>	<p>Open door warning light*1</p>
<p></p>	<p>Discharge warning light*1</p>	<p></p>	<p>SRS airbag warning light*1</p>
<p></p>	<p>Low oil pressure warning light*1</p>	<p><b>A/T OIL TEMP</b></p>	<p>Automatic transmission fluid temperature warning light*1</p>
<p> <b>CHECK</b> (type A)  (type B)</p>	<p>Malfunction indicator lamp*1</p>	<p></p>	<p>Low windshield washer fluid level warning light*1</p>
<p></p>	<p>Low fuel level warning light*1</p>	<p></p>	<p>Turn signal indicator lights</p>
		<p></p>	<p>Headlight high beam indicator light</p>

**'99 Rav4.U**

<b>PRN D 2 L</b>	Automatic transmission indicator light
<b>O/D OFF</b>	Overdrive-off indicator light
<b>ECT PWR</b>	Driving pattern indicator light
<b>C.DIFF LOCK</b>	Center differential lock indicator light
<b>CRUISE</b>	Cruise control indicator light*2

\*1: For details, see "Service reminder indicators and warning buzzers" in Chapter 1-5.

\*2: If this light flashes, see "Cruise control" in Chapter 1-6.