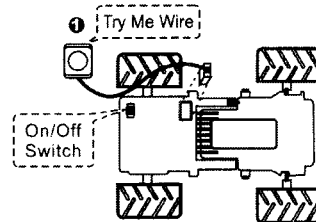


OWNER'S MANUAL

INSTALLATION

AFTER REMOVING VEHICLE FROM BOX, REMOVE "TRY ME" WIRE AND DISCARD.

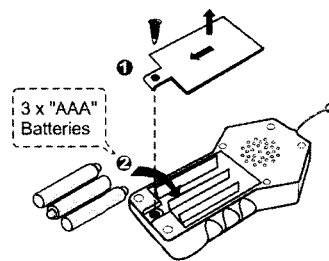
ADULTS: UNSCREW BATTERY DOOR TO REPLACE BATTERIES.



TRANSMITTER

TO REMOVE THE BATTERY LID, USE SCREWDRIVER TO TURN THE SCREW IN ANTI-CLOCKWISE

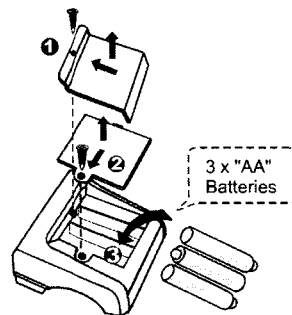
INSTALL 3 X "AAA" (1.5V) BATTERIES WITH POLARITY AS SHOWN INSIDE BATTERY COMPARTMENT



VEHICLE

TO REMOVE THE BATTERY LID, USE SCREWDRIVER TO TURN THE SCREW IN ANTI-CLOCKWISE

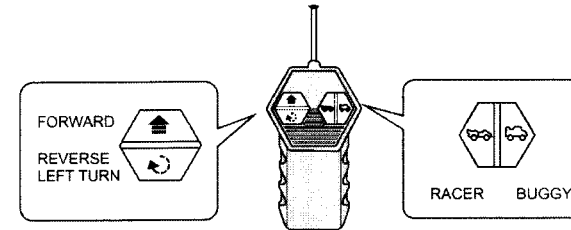
USE 3 X "AA" SIZE (1.5V) BATTERIES WITH POLARITY AS SHOWN INSIDE BATTERY COMPARTMENT



OPERATING THE VEHICLE AND THE TRANSMITTER

- ★ Switch Vehicle to ON position.
- ★ Operate your Vehicle in a dry, open area, do not drive in the street. Keep away from sands and water. Do not operate your Vehicle too far away from the transmitter, your signal strength will become weak and Vehicle will not function properly. The maximum range for the vehicle should be between 40 to 60 feet (15 to 20 metres), when operating outdoors. For best results, hold Transmitter antenna up, not pointed down towards R/C Vehicle.
- ★ Turn Vehicle switch to OFF position when not in use.

TRANSMITTER CONTROLS



CAUTION WHEN USING BATTERIES

- ★ Never mix alkaline/standard (carbon-zinc) and rechargeable (nickel cadmium) batteries.
- ★ Non-rechargeable batteries are not to be recharged.
- ★ Rechargeable batteries are to be removed from the toy before being charged.
- ★ Packaging screws must be removed by an adult.
- ★ Different types of batteries or new and used batteries are not to be mixed.
- ★ Only batteries of the same as equivalent type as recommended are to be used.
- ★ Batteries are to be inserted with the correct polarity.
- ★ Exhausted batteries are to be removed from the toys.
- ★ The supply terminals are not to be short-circuited.
- ★ Rechargeable batteries may only be charged under the supervision of an adult.

RADIO INTERFERENCE

This device complies with Part 15 of the FCC rules. Operation is subject to the following two conditions: (1) This device may not cause harmful interference, and (2) this device must accept any interference received, including interference that may cause undesired operation.

When your R/C Vehicle runs erratically or loss of control, the problem is due to being in an area near High Tension Wires, Telephone Poles with High-Voltage Transformers, CB Radios, even certain Building or other R/C Vehicle running close by on the same frequency as yours, you may have to choose different location.

Note: This equipment has been tested and found to comply with the limits for a class B digital device, pursuant to Part 15 of the FCC Rules. These limits are designed to provide reasonable protection against harmful interference in a residential installation. This equipment generates use and can radiate radio frequency energy and, if not installed and used in accordance with the instructions, may cause harmful interference to radio communications. However, there is no guarantee that interference will not occur in a particular installation. If this equipment does cause harmful interference to radio or television reception, which can be determined by turning the interference by one or more of the following measures:

- ★ Reorient or relocate the receiving antenna.
- ★ Increase the separation between the equipment and receiver.
- ★ Connect the equipment into an outlet on a circuit different from that to which the receiver is needed.
- ★ Consult the dealer or an experienced radio / TV technician for help.

WARNING:

FCC Regulations state that Changes or modifications to this unit not expressly approved by the party responsible for compliance could void the user's authority to operate the equipment.

Not suitable for children under 3 years due to small parts only.
Do not pick up the Vehicle when it's moving or transforming.

* Please keep this manual since it contains important information.