



Quick Select

Performance Climate Changer™ Air Handlers Sizes 3-120 for Indoor and Outdoor Units





Selection Procedure

Note: For specific dimensional and weight information, refer to the unit submittals. The dimensions and weights in this manual are approximate. Trane has a policy of continuous product and product data improvement and reserves the right to change design and specifications without notice.

1. Size the air-handling unit based on airflow through the cooling coil (see [Table 1](#)). The unique fin design of Trane coils enables cooling coil selections at velocities in excess of 625 fpm with no moisture carryover. The coil moisture carryover curves from tested data are built into the Trane Official Product Selection System (the TOPSS™ program). Use this system to select coils.
2. Choose the coil section (see [Table 2](#)). Unit size, coil type, and coil rows determine the minimum coil section size required.
3. Select a filter type and check face velocities (see [Table 3](#)). The maximum recommended face velocity for pleated media, permanent, bag, and 12-inch cartridge filters is 625 fpm; for throwaway and HEPA filters, it is 500 fpm.

Note: If selecting an outdoor unit with an inlet hood, verify airflow limitations using [Table 4](#).

4. Design the basic air-handling system.
5. Estimate system static pressure requirements and select a fan (see [Table 5](#) and [Table 6](#)).
6. Total the overall air-handling unit dimensions and weights using [Table 7](#) and [Table 8](#).

Note: If selecting an outdoor unit, include external piping cabinet weight and dimensions. See [Table 7](#) and [Table 8](#).

7. Select a control system. Factory-mounted, -wired, and -tested end devices, starters, VFDs, and direct-digital, interoperable controllers are available to minimize construction cycles and job-site coordination.
8. Contact your local Trane sales office to order an air-handling system or to ask questions.

Table 1. Size the air handler based on airflow through the cooling coil

Coil Type	Unit Size	3	4	6	8	10	12	14
1/2-inch unit	Area (ft ²)	2.92	4.51	6.11	7.99	9.98	12.30	13.65
	Qty-Size	1-20 x 21	1-20 x 32.50	1-26.25 x 33.50	1-28.75 x 40	1-28.75 x 50	1-32.50 x 54.50	1-32.5 x 60.50
5/8-inch unit	Area (ft ²)	2.50	4.00	5.33	7.31	9.19	11.81	13.13
	Qty-Size	1-18 x 20	1-18 x 32	1-24 x 32	1-27 x 39	1-27 x 49	1-31.50 x 54	1-31.50 x 60
1-inch unit	Area (ft ²)	2.50	4.00	5.33	6.50	8.17	11.25	12.50
	Qty-Size	1-18 x 20	1-18 x 32	1-24 x 32	1-24 x 39	1-24 x 49	1-30 x 54	1-30 x 60
1/2-inch modified	Area (ft ²)	1.74	2.78	2.78	4.95	6.38	9.38	10.42
	Qty-Size	1-12.50 x 20	1-12.50 x 32	1-12.50 x 32	1-18.75 x 38	1-18.75 x 49	1-25 x 54	1-25 x 60
5/8-inch modified	Area (ft ²)	1.67	2.67	2.67	4.88	6.13	9.00	10.00
	Qty-Size	1-12 x 20	1-12 x 32	1-12 x 32	1-18 x 39	1-18 x 49	1-24 x 54	1-24 x 60
1-inch modified	Area (ft ²)	1.67	2.67	2.67	4.88	6.13	9.00	10.00
	Qty-Size	1-12 x 20	1-12 x 32	1-12 x 32	1-18 x 39	1-18 x 49	1-24 x 54	1-24 x 60

Table 1. Size the air handler based on airflow through the cooling coil

Coil Type	Unit Size	17	21	22	25	26	30	31
1/2-inch unit	Area (ft ²)	16.81	20.81	19.97	24.97	24.67	29.90	29.96
	Qty-Size	1-40 x 60.50	1-43.75 x 68.50	1-57.50 x 50	1-52.50 x 68.50	2-36.25 x 49	1-52.50 x 82	1-36.25 x 59.50
5/8-inch unit	Area (ft ²)	15.63	19.83	18.89	24.08	24.50	28.69	29.50
	Qty-Size	1-37.50 x 60	1-42 x 68	1-55.50 x 49	1-51 x 68	2-36 x 49	1-51 x 81	1-36 x 59
1-inch unit	Area (ft ²)	13.75	17.00	17.35	22.67	22.46	27.00	27.04
	Qty-Size	1-33 x 60	2-18 x 68	1-33 x 49 1-18 x 49	2-24 x 68	1-30 x 49 2-18 x 49	2-24 x 81	1-30 x 59 2-18 x 59
1/2-inch modified	Area (ft ²)	13.02	15.94	12.34	17.12	19.14	20.39	23.05
	Qty-Size	1-31.25 x 60	1-33.75 x 68	1-36.25 x 49	1-36.25 x 68	1-31.25 x 49 1-25 x 49	1-36.25 x 81	1-31.25 x 59 1-25 x 59
5/8-inch modified	Area (ft ²)	12.50	15.58	12.25	17.00	18.38	20.25	22.13
	Qty-Size	1-30 x 60	1-33 x 68	1-36 x 49	1-36 x 68	1-54 x 49	1-36 x 81	1-54 x 59
1-inch modified	Area (ft ²)	12.50	15.58	12.25	17.00	18.38	20.25	22.13
	Qty-Size	1-30 x 60	1-33 x 68	2-18 x 49	2-18 x 68	1-30 x 49 1-24 x 49	2-18 x 81	1-30 x 59 1-24 x 59
Coil Type	Unit Size	35	36	40	41	50	51	
1/2-inch unit	Area (ft ²)	34.94	34.11	39.93	40.94	49.05	50.00	
	Qty-Size	1-57.50 x 87.50	1-37.50 x 65.50	1-57.50 x 100	2-45 x 65.50	2-31.25 x 113	2-45 x 80	
5/8-inch unit	Area (ft ²)	33.53	34.38	38.54	41.25	48.26	50.00	
	Qty-Size	1-55.50 x 87	2-37.50 x 66	1-55.50 x 100	2-45 x 66	1-27 x 113 1-34.50 x 113	2-45 x 80	
1-inch unit	Area (ft ²)	30.81	31.63	35.42	38.50	47.08	46.67	
	Qty-Size	1-33 x 87 1-18 x 87	1-33 x 66 2-18 x 66	1-33 x 100 1-18 x 100	2-30 x 66 1-24 x 66	2-30 x 113	2-30 x 80 1-24 x 80	
1/2-inch modified	Area (ft ²)	21.90	26.93	25.17	33.23	33.35	40.28	
	Qty-Size	1-36.25 x 87	1-33.75 x 66 1-25 x 66	1-36.25 x 100	2-36.25 x 66	1-42.50 x 113	2-36.25 x 80	
5/8-inch modified	Area (ft ²)	21.75	26.13	25.00	33.00	35.31	40.00	
	Qty-Size	1-36 x 87	1-33 x 66 1-24 x 66	1-36 x 100	2-36 x 66	1-45 x 113	2-36 x 80	
1-inch modified	Area (ft ²)	21.75	26.13	25.00	23.38	32.96	38.33	
	Qty-Size	2-18 x 87	1-33 x 66 1-24 x 66	2-18 x 100	2-18 x 66 1-33 x 66	1-24 x 113 1-18 x 113	2-18 x 80 1-33 x 80	
Coil Type	Unit Size	57	58	66	80	100	120	
1/2-inch unit	Area (ft ²)	56.89	56.89	65.63	78.75	99.14	118.10	
	Qty-Size	2-36.25 x 113	1-57.50 x 80 1-43.75 x 80	2-37.50 x 126	2-45 x 126	1-57.50 x 141 1-43.75 x 141	1-57.50 x 168 1-43.75 x 168	
5/8-inch unit	Area (ft ²)	56.50	56.67	65.63	78.75	99.88	119.00	
	Qty-Size	2-36 x 113	2-51 x 80	2-37.50 x 126	2-45 x 126	2-51 x 141	2-51 x 168	
1-inch unit	Area (ft ²)	51.79	53.33	60.38	73.50	94.00	96.00	
	Qty-Size	1-30 x 113 2-18 x 113	2-33 x 80 1-30 x 80	1-33 x 126 2-18 x 126	2-30 x 126 1-24 x 126	2-33 x 141 1-30 x 141	2-33 x 144 1-30 x 144	
1/2-inch modified	Area (ft ²)	44.14	43.75	51.41	63.44	77.11	91.88	
	Qty-Size	1-31.25 x 113 1-25 x 113	1-42.50 x 80 1-36.25 x 80	1-33.75 x 126 1-25 x 126	2-36.25 x 126	1-42.50 x 141 1-36.25 x 141	1-42.50 x 168 1-36.25 x 168	
5/8-inch modified	Area (ft ²)	42.38	42.33	49.88	63.00	76.38	91.00	
	Qty-Size	1-54 x 113	1-42 x 80 1-36 x 80	1-33 x 126 1-24 x 126	2-36 x 126	1-42 x 141 1-36 x 141	1-42 x 168 1-36 x 168	
1-inch modified	Area (ft ²)	42.38	43.33	49.88	60.38	76.38	78.00	
	Qty-Size	1-30 x 113 1-24 x 113	1-30 x 80 2-24 x 80	1-33 x 126 1-24 x 126	2-18 x 126 1-33 x 126	1-30 x 141 2-24 x 141	1-30 x 144 2-24 x 144	

Note: The area given is for the largest 5/8-inch coil per unit size. Other 5/8-inch unit coil areas are available; refer to product catalog CLCH-PRC015-EN or the TOPSS program.



Table 2. Size the coil section

Coil Type	Unit Size	Rows available								
		3-6	8-14	17-22	25,30	26, 31	35,40	36, 41, 51, 58	50-57	66- 120
1/2-inch unit	Small	2 - 4	2 - 4	2 - 4	2 - 4	2-4 2 stacked	2-4	2	2	n/a
	Medium	2 - 8	2 - 8	2 - 8	2 - 8	2-8 2-6 stk w/out IDP 2-4 stk with IDP	2 - 8	2-6 4-row cooling	2 - 4	2 - 4
	Extended-medium	2 - 8	2 - 8	2 - 8	2 - 8	2-8	2 - 8	2-8	2 - 8	2 - 8
	Medium large	2 - 8	2 - 8	2 - 8	2 - 8	2-8	2 - 8	2-8	2 - 8	2 - 8
	Medium large with access	2 - 6	2 - 6	2 - 6	2 - 6	2-6 2-4 stk w/out IDP 2-2 stk w/IDP	2 - 4	2-8	2 - 4	n/a
	Large	2 - 8	2 - 8	2 - 8	2 - 8	2-8	2 - 8	2-8	2 - 8	n/a
	Large with access	2 - 8	2 - 8	2 - 8	2 - 8	2-8	2 - 8	2-8	2 - 8	n/a
	Large vertical	2 - 8	2 - 8	2 - 8 ⁴	2 - 8 ⁴	n/a	2 - 8 ⁴	n/a	2 - 8 ⁴	n/a
	Large vertical with access	2 - 8	2 - 8	2 - 8 ⁴	2 - 8 ⁴	n/a	2 - 8 ⁴	n/a	2 - 8 ⁴	n/a
5/8-inch unit and 1/2-inch modified	Small	1 - 2	1 - 2	1 - 2	1 - 2	1-2	1 - 2	1-2	1 - 2	n/a
	Medium	1 - 4	1 - 4	1 - 4	1 - 4	1-4	1 - 4	1-4 w/out IDP 1-3 w/IDP	1 - 3	1 - 3
	Extended-medium	1 - 8	1 - 8	1 - 8 ¹	1 - 8 ¹	1-8 1-6 with IDP	1 - 8 ¹	1-8 w/out IDP 1-6 w/IDP	1 - 6	1 - 6
	Medium large	1 - 10	1 - 10	1 - 10	1 - 10	1-10	1 - 10	1-10	1 - 8	1 - 10
	Medium large with access	1 - 3	1 - 3	1 - 3 ²	1 - 3 ²	1-4 1-3 stk w/out IDP 1-2 stk with IDP	1 - 3	1-6	n/a	n/a
	Large	1 - 10	1 - 10	1 - 10	1 - 10	1-10	1 - 10	1-10	1 - 8	n/a
	Large with access	1 - 6	1 - 6	1 - 6	1 - 10 ³	1-10	1 - 10	1-10	1 - 10	n/a
	Large vertical	1 - 6	1 - 6	1 - 6 ⁴	1 - 10 ⁴	n/a	1 - 6 ⁴	n/a	1 - 6 ⁴	n/a
	Large vertical with access	1 - 4	1 - 6	1 - 6 ^{2,4}	1 - 10 ⁴	n/a	1 - 6 ⁴	n/a	1 - 6 ⁴	n/a

Note: Stk - stacked. IDP = intermediate drain pan.

Note: ¹Unit sizes 21-40 have a 6-row maximum for stacked coils. ²4-row maximum for unit size 21, 22. ³6-row maximum for coils. All CU fins are limited to 1-8 rows. ⁴Large vertical not available for size 22, 26, 31, 36, 41, 57 and 58.

Table 3. Select filter type

Filter Type	Unit Size	3	4	6	8	10	12	
Side-load 2-in. and 4-in. flat filter and 2-in./4-in. high efficiency combination filter	Area (ft ²)	3.47	5.56	6.94	7.33	9.72	13.33	
	Qty-Size	1 - 20x25	2 - 20x20	2 - 20x25	1 - 24x20 1 - 24x24	2 - 20x25 1 - 16x25	3 - 16x20 3 - 16x20	
Side-load 2-in. and 4-in. angled filter	Area (ft ²)	5.56	8.89	8.89	11.11	13.89	16.67	
	Qty-Size	2 - 16x25	4 - 16x20	4 - 16x20	4 - 20x20	4 - 25x20	6 - 20x20	
Side-load bag/cartridge filter and pre-filter	Area (ft ²)	3.33	5.56	6.67	8.00	8.67	12.33	
	Qty-Size	1 - 20x24	2 - 20x20	2 - 24x20	4 - 24x12	2 - 24x20 1 - 24x12	3 - 20x20 2 - 12x24	
Front-load bag/cartridge filter and pre-filter	Area	2.00	2.00	6.00	6.00	8.00	10.00	
	Qty-Size	1 - 12x24	1 - 12x24	1 - 24x24 1 - 24x12	1 - 24x24 1 - 24x12	2 - 24x24	1 - 24x12 2 - 24x24	
Front-load HEPA filters	Area	2.00	2.00	6.00	7.00	9.00	10.00	
	Qty-Size	1 - 12x24	1 - 12x24	1 - 24x24 1 - 24x12	1 - 24x30 1 - 24x12	1 - 24x30 1 - 24x24	2 - 30x24	
Filter Type	Unit Size	14	17	21	22	25	26	
Side-load 2-in. and 4-in. flat filter and 2-in./4-in. high efficiency combination filter	Area (ft ²)	14.44	18.89	21.53	21.11	27.11	29.17	
	Qty-Size	4 - 16x20 2 - 16x25	4 - 20x24 2 - 20x20	3 - 25x20 1 - 25x16 3 - 16x25	4 - 20x20 2 - 20x16 2 - 16x25	6 - 20x20 2 - 20x16 3 - 12x24	6 - 25x20 3 - 25x16	
Side-load 2-in. and 4-in. angled filter	Area (ft ²)	18.06	28.89	33.33	33.33	50.00	44.44	
	Qty-Size	2 - 20x25 4 - 20x20	4 - 16x25 8 - 16x20	12 - 25x16	12 - 25x16	18 - 25x16	16 - 25x16	
Side-load bag/cartridge filter and pre-filter	Area (ft ²)	13.44	18.89	22.00	17.33	26.00	26.00	
	Qty-Size	2 - 20x24 1 - 20x20 2 - 12x24	4 - 20x24 2 - 20x20	3 - 24x24 3 - 20x24	4 - 24x20 2 - 24x12	6 - 20x24 3 - 12x24	6 - 24x20 3 - 24x12	
Front-load bag/cartridge filter and pre-filter	Area	10.00	14.00	18.00	18.00	24.00	24.00	
	Qty-Size	1 - 24x12 2 - 24x24	2 - 12x24 1 - 24x12 2 - 24x24	3 - 12x24 3 - 24x24	1 - 12x24 4 - 24x24	6 - 24x24	6 - 24x24	
Front-load HEPA filters	Area	10.00	14.00	21.00	19.00	24.00	27.00	
	Qty-Size	2 - 30x24	2 - 24x30 2 - 12x24	3 - 30x24 3 - 12x24	1 - 24x30 1 - 24x24 2 - 30x24	4 - 24x30 2 - 24x12	3 - 24x30 3 - 24x24	
Filter Type	Unit Size	30	31	35	36	40	41	50
Side-load 2-in. and 4-in. flat filter and 2-in./4-in. high efficiency combination filter	Area (ft ²)	30.44	35.42	37.22	40.00	40.83	48.22	55.00
	Qty-Size	6 - 20x24	9 - 25x16	8 - 20x24	9 - 20x20	8 - 20x20	12 - 20x20	12 - 25x20
		2 - 20x16 3 - 12x24	3 - 25x20	3 - 16x25 1 - 16x20	3 - 20x16 3 - 16x25	2 - 20x25 4 - 16x20 1 - 16x25	4 - 20x16 3 - 12x24	4 - 16x25 1 - 16x20
Side-load 2-in. and 4-in. angled filter	Area (ft ²)	56.67	57.78	63.33	62.50	70.00	66.67	100.00
	Qty-Size	6 - 16x25 18 - 16x20	8 - 16x25 16 - 16x20	18 - 16x25 6 - 16x20	18 - 25x20	6 - 16x25 24 - 16x20	24 - 16x25	36 - 20x20
Side-load bag/cartridge filter and pre-filter	Area (ft ²)	28.22	34.00	34.67	36.00	36.00	48.00	50.00
	Qty-Size	8 - 20x20 3 - 12x24	6 - 24x24 3 - 24x20	8 - 20x24 4 - 12x24	9 - 24x24	8 - 24x24 2 - 24x12	12 - 24x24	10 - 24x24 5 - 12x24
Front-load bag/cartridge filter and pre-filter	Area	28.00	30.00	34.00	36.00	38.00	46.00	50.00
	Qty-Size	2 - 12x24 6 - 24x24	3 - 24x12 6 - 24x24	3 - 12x24 2 - 24x12 6 - 24x24	9 - 24x24	3 - 12x24 8 - 24x24	1 - 12x24 11 - 24x24	5 - 12x24 10 - 24x24
Front-load HEPA filters	Area	28.00	30.00	30.00	36.00	37.00	45.00	46.00
	Qty-Size	4 - 24x30 2 - 24x24	6 - 24x30	3 - 24x30 3 - 30x24	9 - 24x24	3 - 24x30 1 - 24x12 4 - 30x24	9 - 30x24	6 - 24x30 2 - 24x24 4 - 12x24



Table 3. Select filter type

Filter Type	Unit Size	51	57	58	66	80	100	120
Side-load 2-in. and 4-in. flat filter and 2-in./4-in. high efficiency combination filter	Area (ft ²)	54.89	63.33	61.11	75.56	85.56	104.17	122.22
	Qty-Size	12 - 20X24	12 - 20x25	15 - 20x24	20 - 20x24	20 - 20x24	30 - 20x25	32 - 25x20
		4 - 20X16 3 - 12X24	3 - 20x20 4 - 16x25 1 - 16x20	5 - 20x16	4 - 20x16	4 - 20x16	5 - 12x24	4 - 25x16
Side-load 2-in. and 4-in. angled filter	Area (ft ²)	94.44	100.00	98.89	113.33	151.11	166.67	194.44
	Qty-Size	24 - 20x20	36 - 20x20	32 - 16x20	36 - 20x20	48 - 20x20	48 - 20x25	56 - 25x20
		8 - 20x25	8 - 20x25	8 - 20x25	6 - 16x20	8 - 16x20		
Side-load bag/cartridge filter and pre-filter	Area (ft ²)	56.00	60.00	62.00	66.67	88.00	113.33	134.00
	Qty-Size	12 - 24x24	15 - 24x24	12 - 24x24	20 - 20x24	20 - 24x24	28 - 24x20	28 - 24x24
		4 - 24x12	3 - 12x24	4 - 24x12	20 - 20x24	4 - 24x12	4 - 24x12	4 - 24x12
Front-load bag/cartridge filter and pre-filter	Area	54.00	60.00	62.00	66.00	86.00	106.00	124.00
	Qty-Size	1 - 12x24	15 - 24x24	3 - 12x24	3 - 24x12	1 - 12x24	5 - 12x24	6 - 12x24
		4 - 24x12 11 - 24x24	4 - 24x12 12 - 24x24	4 - 24x12 15 - 24x24	15 - 24x24	4 - 24x12 19 - 24x24	24 - 24x24	28 - 24x24
Front-load HEPA filters	Area	48.00	57.00	56.00	66.00	76.00	102.00	119.00
	Qty-Size	6 - 24x30	9 - 24x30	8 - 24x30	12 - 24x30	12 - 24x30	18 - 30x24	21 - 30x24
		3 - 24x24 3 - 12x24	3 - 24x24	4 - 24x24	3 - 24x12	3 - 24x12 5 - 12x24	6 - 12x24	7 - 12x24

Table 4. Inlet hood (outdoor units only) airflow limitations (cfm)

Unit size	Mixing Section			Economizer Section
	Back inlet hood	1 side inlet hood	2 side inlet hoods	Single inlet hood
3	2257	1781	3563	1412
4	5567	1781	3563	2917
6	6016	2179	4358	3625
8	8847	2634	5268	4628
10	7050	3050	6100	5257
12	9393	3841	7681	12381
14	10,185	5582	11,163	6245
17	11,789	4870	9741	7124
21	14,716	6524	13,047	10,767
25	17,054	6917	13,834	11,457
30	22,694	7742	15,483	13,030
35	24,316	12,199	24,397	18,222
40	27,434	12,640	25,280	18,716
50	32,700	15,808	31,617	20,827
57	37,677	14,933	29,865	24,427
66	51,988	15,039	30,077	29,252
80	55,539	17,943	35,887	35,080
80 Traq	55,539	19,633	39,265	35,080
100	65,029	23,239	46,477	44,031
100 Traq	65,029	41,463	82,926	44,031
120	77,916	26,797	53,595	45,046
120 Traq	77,916	40,231	80,462	45,046

Table 5. Select a fan for unit sizes 3-30

Nominal Airflow ¹		1500	2000	3000	4000	5000	6000	7000	8500	10,500	11,000	12,500	13,000	15,000		
Airflow @ 625 fpm ²		2169	3475	4338	4581	6075	8331	9025	11,806	13,456	13,193	16,944	18,231	19,025		
Unit Size		3	4	6	8	10	12	14	17	21	22	25	26	30		
FC Housed Fan	Low Pressure	Fan size/type	9-in FC	10-in FC	12-in FC	12-in FC	15-in FC	18-in FC	18-in FC	20-in FC	22-in FC	22-in FC	22-in FC	22-in FC	25-in FC	
		Fan name	9FA	10FA	12FA	12FA	15FA	18FA	18FA	20FA	22FA	22FA	22FA	22FA	25FA	
		Max TSP/rpm	4/2250	4.5/2100	5/1900	5/1900	5/1600	4/1215	4/1215	4/1050	3.5/950	3.5/950	3.5/950	3.5/950	4/850	
		Motor hp (ODP)	0.75-3	0.75-5	0.75-5	1-5	1-7.5	1-7.5	1-7.5	1.5-20	2-20	2-20	3-20	3-20	3-20	
		Outlet area (ft ²)	0.85	1.04	1.46	1.46	2.05	2.88	2.88	4.38	5.54	5.54	5.54	5.54	6.94	
		Fan size/type	9-6-in FC	9-in FC	10-in FC	10-in FC	12-in FC	15-in FC	15-in FC	18-in FC	20-in FC	20-in FC	20-in FC	20-in FC	20-in FC	22-in FC
		Fan name	5FA	9FA	10FA	10FA	12FA	15FA	15FA	18FA	20FA	20FA	20FA	20FA	20FA	22FA
		Max TSP/rpm	4.5/2250	4/2250	4.5/2100	4.5/2100	5/1900	5/1600	5/1600	4/1215	4/1050	4/1050	4/1050	4/1050	4/1050	3.5/950
		Motor hp (ODP)	0.75-3	0.75-3	0.75-5	1-5	1-5	1-7.5	1-7.5	1.5-7.5	2-20	2-20	3-20	3-20	3-20	
		Outlet area (ft ²)	0.60	0.84	1.03	1.03	1.46	2.05	2.05	2.88	4.38	4.38	4.38	4.38	5.54	
	Fan size/type	9-4-in FC	9-6-in FC	9-in FC	9-in FC	10-in FC	12-in FC	12-in FC	15-in FC	18-in FC	18-in FC	18-in FC	18-in FC	18-in FC	20-in FC	
	Fan name	4FA	5FA	9FA	9FA	10FA	12FA	12FA	15FA	18FA	18FA	18FA	18FA	18FA	20FA	
	Max TSP/rpm	4.5/2250	4.5/2250	4/2250	4/2250	4.5/2100	5/1900	5/1900	5/1600	4/1215	4/1215	4/1215	4/1215	4/1215	4/1050	
	Motor hp (ODP)	0.75-3	0.75-3	0.75-3	1-3	1-5	1-5	1-5	1.5-7.5	2-7.5	2-7.5	3-7.5	3-7.5	3-20		
	Outlet area (ft ²)	0.50	0.60	0.84	0.84	1.03	1.46	1.46	2.05	2.88	2.88	2.88	2.88	4.38		
	High Pressure	Fan size/type	9-in FC	10-in FC	12-in FC	12-in FC	15-in FC	18-in FC	18-in FC	20-in FC	22-in FC	22-in FC	22-in FC	22-in FC	25-in FC	
		Fan name	9FB	10FB	12FB	12FB	15FB	18FB	18FB	20FB	22FB	22FB	22FB	22FB	25FB	
		Max TSP/rpm	5/2900	6/2525	6/2115	6/2115	6/1720	6/1500	6/1500	6/1330	5.5/1200	6/1200	6/1200	6/1200	6/1025	
		Motor hp (ODP)	0.75-3	0.75-5	0.75-7.5	1-7.5	1-10	1-15	1-15	1.5-20	2-20	2-20	3-25	3-25	3-30	
		Outlet area (ft ²)	0.85	1.04	1.46	1.46	2.05	2.88	2.88	4.38	5.54	5.54	5.54	5.54	6.94	
Fan size/type		9-6-in FC	9-in FC	10-in FC	10-in FC	12-in FC	15-in FC	15-in FC	18-in FC	20-in FC	20-in FC	20-in FC	20-in FC	20-in FC	22-in FC	
Fan name		5FB	9FB	10FB	10FB	12FB	15FB	15FB	18FB	20FB	20FB	20FB	20FB	20FB	22FB	
Max TSP/rpm		6.5/2900	6/2900	6.5/2525	6.5/2525	6/2115	6/1720	6/1720	6/1500	6/1330	6/1330	6/1330	6/1330	6/1200		
Motor hp (ODP)		0.75-3	0.75-5	0.75-7.5	1-7.5	1-10	1-10	1-10	1.5-15	2-20	2-20	3-25	3-25	3-30		
Outlet area (ft ²)		0.60	0.84	1.04	1.04	1.46	2.05	2.05	2.88	4.38	4.38	4.38	4.38	5.54		
Fan size/type	9-4-in FC	9-6-in FC	9-in FC	9-in FC	10-in FC	12-in FC	12-in FC	15-in FC	18-in FC	18-in FC	18-in FC	18-in FC	18-in FC	20-in FC		
Fan name	4FB	5FB	9FB	9FB	10FB	12FB	12FB	15FB	18FB	18FB	18FB	18FB	18FB	20FB		
Max TSP/rpm	7/2900	6.5/2900	6/2900	6/2900	6.5/2525	6/2115	6/2115	6/1720	6/1500	6/1500	6/1500	6/1500	6/1500	6/1330		
Motor hp (ODP)	0.75-3	0.75-5	0.75-5	1-5	1-7.5	1-10	1-10	1.5-10	2-15	2-15	3-15	3-15	3-25			
Outlet area (ft ²)	0.50	0.60	0.84	0.84	1.03	1.46	1.46	2.05	2.88	2.88	2.88	2.88	4.38			

Note: ¹Nominal airflow is based on 500 fpm through a nominal coil (i.e. 500xunit size 8=4000 cfm). ²Airflow@625 fpm through the flat filter (maximum filter velocity).



Table 5. Select a fan for unit sizes 3-30

Nominal Airflow ¹		1500	2000	3000	4000	5000	6000	7000	8500	10,500	11,000	12,500	13,000	15,000	
Airflow @ 625 fpm ²		2169	3475	4338	4581	6075	8331	9025	11,806	13,456	13,193	16,944	18,231	19,025	
	Unit Size	3	4	6	8	10	12	14	17	21	22	25	26	30	
AF Housed Fan	Fan size/type	9-in BC	10-in BC	12-in AF	12-in AF	15-in AF	18-in AF	18-in AF	20-in AF	22-in AF	22-in AF	22-in AF	22-in AF	25-in AF	
	Fan name	9BA	10BA	12AA	12AA	15AA	18AA	18AA	20AA	22AA	22AA	22AA	22AA	25AA	
	Max TSP/rpm	6.5/4375	5/4070	8/3700	8/3700	7/2900	6.5/2450	6.5/2450	7/2300	6/1900	6/1900	6/1900	6/1900	6/1650	
	Motor hp (ODP)	0.75-3	0.75-3	0.75-7.5	1-7.5	1-10	1-10	1-10	1-10	1.5-15	2-15	2-15	3-15	3-15	3-20
	Outlet area (ft ²)	0.85	1.04	1.46	1.46	2.05	2.88	2.88	4.38	5.54	5.54	5.54	5.54	6.94	
	Low Pressure	Fan size/type		9-in BC	10-in BC	10-in BC	12-in AF	15-in AF	15-in AF	18-in AF	20-in AF	20-in AF	20-in AF	20-in AF	22-in AF
		Fan name		9BA	10BA	10BA	12AA	15AA	15AA	18AA	20AA	20AA	20AA	20AA	22AA
		Max TSP/rpm		6/4375	5.5/4070	5.5/4070	8/3700	7/2900	7/2900	6.5/2450	6.5/2300	6.5/2300	6.5/2300	6.5/2300	6/1900
		Motor hp (ODP)		0.75-3	0.75-3	1-3	1-7.5	1-10	1-10	1.5-10	2-15	2-15	3-15	3-15	3-15
		Outlet area (ft ²)		0.85	1.03	1.03	1.46	2.05	2.05	2.88	4.38	4.38	4.38	4.38	5.54
	Low Pressure	Fan size/type			9-in BC	9-in BC	10-in BC	12-in AF	12-in AF	15-in AF	18-in AF	18-in AF	18-in AF	18-in AF	20-in AF
		Fan name			9BA	9BA	10BA	12AA	12AA	15AA	18AA	18AA	18AA	18AA	20AA
		Max TSP/rpm			6.5/4375	6.5/4375	5.5/4070	8/3700	8/3700	7/2900	6.5/2450	6.5/2450	6.5/2450	6.5/2450	6.5/2300
		Motor hp (ODP)			0.75-3	1-3	1-3	1-7.5	1-7.5	1.5-10	2-10	2-10	3-10	3-10	3-15
		Outlet area (ft ²)			0.84	0.84	1.03	1.46	1.46	2.05	2.88	2.88	2.88	2.88	4.38
	High Pressure	Fan size/type	9-in BC	10-in BC	12-in AF	12-in AF	15-in AF	18-in AF	18-in AF	20-in AF	22-in AF	22-in AF	22-in AF	22-in AF	25-in AF
		Fan name	9BB	10BB	12AB	12AB	15AB	18AB	18AB	20AB	22AB	22AB	22AB	22AB	25AB
		Max TSP/rpm	8/5000	8/4650	8/4350	8/4350	9/3500	7.5/3100	7.5/3100	7.5/2750	8/2500	8/2500	9/2500	9/2500	9/2200
		Motor hp (ODP)	0.75-5	0.75-5	0.75-7.5	1-10	1-15	1-15	1-15	1.5-20	2-25	2-25	3-30	3-30	3-40
		Outlet area (ft ²)	0.85	1.03	1.46	1.46	2.05	2.88	2.88	4.38	5.54	5.54	5.54	5.54	6.94
	High Pressure	Fan size/type		9-in BC	10-in BC	10-in BC	12-in AF	15-in AF	15-in AF	18-in AF	20-in AF	20-in AF	20-in AF	20-in AF	22-in AF
		Fan name		9BB	10BB	10BB	12AB	15AB	15AB	18AB	20AB	20AB	20AB	20AB	22AB
		Max TSP/rpm		8/5000	7.5/4650	7.5/4650	9/4350	9/3500	9/3500	9/3100	9.5/2750	9.5/2750	10/2750	10/2750	9/2500
		Motor hp (ODP)		0.75-5	0.75-5	1-5	1-10	1-15	1-15	1.5-20	2-25	2-25	3-30	3-30	3-30
Outlet area (ft ²)			0.85	1.03	1.03	1.46	2.05	2.05	2.88	4.38	4.38	4.38	4.38	5.54	
High Pressure	Fan size/type			9-in BC	9-in BC	10-in BC	12-in AF	12-in AF	15-in AF	18-in AF	18-in AF	18-in AF	18-in AF	20-in AF	
	Fan name			9BB	9BB	10BB	12AB	12AB	15AB	18AB	18AB	18AB	18AB	20AB	
	Max TSP/rpm			8/5000	8/5000	7.5/4650	9/4350	9/4350	9/3500	9.5/3100	9.5/3100	9.5/3100	9.5/3100	10/2750	
	Motor hp (ODP)			0.75-5	1-5	1-5	1-10	1-10	1.5-15	2-20	2-20	3-20	3-20	3-30	
	Outlet area (ft ²)			0.84	0.84	1.03	1.46	1.46	2.05	2.88	2.88	2.88	2.88	4.38	

Table 5. Select a fan for unit sizes 3-30

Nominal Airflow ¹		1500	2000	3000	4000	5000	6000	7000	8500	10,500	11,000	12,500	13,000	15,000	
Airflow @ 625 fpm ²		2169	3475	4338	4581	6075	8331	9025	11,806	13,456	13,193	16,944	18,231	19,025	
	Unit Size	3	4	6	8	10	12	14	17	21	22	25	26	30	
Belt-Drive Plenum Fan	Low Pressure	Fan size/type		12-in AF	16-in AF	16-in AF	18-in AF	20-in AF	22-in AF	25-in AF	28-in AF	28-in AF	28-in AF	28-in AF	32-in AF
		Fan name		12PA	16PA	16PA	18PA	20PA	22PA	25PA	28PA	28PA	28PA	28PA	32PA
		Max TSP/rpm		7/4130	8/3300	8/3300	7/3000	8/2650	8/2320	7/2070	7.5/1850	7.5/1850	7.5/1850	7.5/1850	6.5/1600
		Motor hp (ODP)		0.75-5	0.75-10	1-10	1-10	1-15	1-15	1.5-20	2-25	2-25	3-25	3-25	3-25
		Fan size/type			14-in AF	14-in AF	16-in AF	18-in AF	20-in AF	22-in AF	25-in AF	25-in AF	25-in AF	25-in AF	28-in AF
	Fan name			14PA	14PA	16PA	18PA	20PA	22PA	25PA	25PA	25PA	25PA	28PA	
	Max TSP/rpm			7.5/3670	7.5/3670	8 / 3300	7/3000	8/2650	6.5/2320	6.5/2070	6.5/2070	6.5/2070	6.5/2070	7.5/1850	
	Motor hp (ODP)			0.75-7.5	1-7.5	1-10	1-10	1-15	1.5-15	2-20	2-20	3-20	3-20	3-25	
	High Pressure	Fan size/type	11-in BC	12-in AF	16-in AF	16-in AF	18-in AF	20-in AF	22-in AF	25-in AF	28-in AF	28-in AF	28-in AF	28-in AF	32-in AF
		Fan name	11PB	12PB	16PB	16PB	18PB	20PB	22PB	25PB	28PB	28PB	28PB	28PB	32PB
Max TSP/rpm		9/4375	7.5/4500	8/3700	8/3700	9/3300	8/2850	9.5/2650	8/2350	8.5/2100	8.5/2100	8.5/2100	8.5/2100	9/1800	
Motor hp (ODP)		0.75-5	0.75-7.5	0.75-10	1-10	1-15	1-15	1-20	1.5-25	2-30	2-30	3-30	3-30	3-40	
Fan size/type		10-in BC	11-in BC	14-in AF	14-in AF	16-in AF	18-in AF	20-in AF	22-in AF	25-in AF	25-in AF	25-in AF	25-in AF	28-in AF	
Fan name	10PB	11PB	14PB	14PB	16PB	18PB	20PB	22PB	25PB	25PB	25PB	25PB	28PB		
Max TSP/rpm	8/5200	9/4375	9/4000	9/4000	8/3700	9/3300	9.5/2850	8/2650	9/2350	9/2350	9/2350	9/2350	10/2100		
Motor hp (ODP)	0.75-3	0.75-5	0.75-10	1-10	1-10	1-15	1-20	1.5-20	2-30	2-30	3-30	3-30	3-40		
Direct-Drive Plenum Fan	High Pressure	Fan size/type	10.5-in AF Nom Width	13.5-in AF Red Width	15-in AF Red Width	18-in AF Red Width	20-in AF Red Width	22-in AF Red Width	22-in AF Nom Width	24.5-in AF Red Width	2)20-in AF Red Width	27-in AF Red Width	2)22-in AF Red Width	30-in AF Red Width	2)24.5-in AF Red Width
		Fan name	10NF	13NR	15NR	18NR	20NR	22NR	22NF	24NR	20NR	27NR	22NR	30NR	24NR
		Max rpm	5195	4038	3650	2979	2771	2454	2454	2269	2771	2035	2454	1851	2269
		Motor hp (ODP)	1-5	1.5-7.5	1.5-10	2-15	3-15	3-15	5-20	5-20	3-15	5-25	3-15	7.5-25	5-20
		Fan size/type	10.5 in AF Ext Width	13.5 in AF Nom Width	15 in AF Nom Width	18 in AF Nom Width	20 in AF Nom Width	22 in AF Nom Width	22 in AF Ext Width	24.5 in AF Nom Width	2)20 in AF Nom Width	27 in AF Nom Width	2)22 in AF Nom Width	30 in AF Nom Width	2)24.5 in AF Nom Width
	Fan name	10NW	13NF	15NF	18NF	20NF	22NF	22NW	24NF	20NF	27NF	22NF	30NF	24NF	
	Max rpm	5195	4038	3650	2979	2771	2454	2454	2269	2771	2035	2454	1851	2269	
	Motor hp (ODP)	1.5-5	1.5-7.5	1.5-10	3-15	3-15	5-20	5-20	5-20	3-15	7.5-25	5-20	10-40	5-20	

Note: ¹Nominal airflow is based on 500 fpm through a nominal coil (i.e. 500xunit size 8=4000 cfm). ²Airflow@625 fpm through the flat filter (maximum filter velocity).



Table 6. Select a fan for unit sizes 35-120

Nominal Airflow ¹		17,500	18,000	20,000	20,500	25,000	25,500	28,500	29,000	33,000	40,000	50,000	60,000		
Airflow @ 625 fpm ²		23,263	25,000	25,519	30,138	34,375	34,306	39,581	39,722	47,225	53,475	65,106	76,388		
	Unit Size	35	36	40	41	50	51	57	58	66	80	100	120		
FC Housed Fan	Low Pressure	Fan size/type	25-in FC	25-in FC	28-in FC	28-in FC	32-in FC	32-in FC	32-in FC	32-in FC	36-in FC	40-in FC	40-in FC	40-in FC	
		Fan name	25FA	25FA	28FA	28FA	32FA	32FA	32FA	32FA	36FA	40FA	40FA	40FA	
		Max TSP/rpm	4/850	4/850	3.5/750	3.5/750	4.5/675	4.5/675	4.5/675	4.5/675	4/600	3.5/550	3.5/550	3.5/550	
		Motor hp range (ODP)	7.5-20	7.5-20	7.5-25	7.5-25	7.5-30	7.5-30	7.5-30	7.5-30	10-40	15-40	15-40	30-40	
		Outlet area (ft ²)	6.95	6.95	8.81	8.81	11.11	11.11	11.11	11.11	13.91	17.45	17.45	17.45	
		Fan size/type	22-in FC	22-in FC	25-in FC	25-in FC	28-in FC	28-in FC	28-in FC	28-in FC	32-in FC	36-in FC	36-in FC	36-in FC	36-in FC
		Fan name	22FA	22FA	25FA	25FA	28FA	28FA	28FA	28FA	32FA	36FA	36FA	36FA	
		Max TSP/rpm	3.5/950	3.5/950	4/850	4/850	3.5/750	3.5/750	3.5/750	3.5/750	4.5/675	4/600	4/600	4/600	
		Motor hp range (ODP)	7.5-20	7.5-20	7.5-20	7.5-20	7.5-25	7.5-25	7.5-25	7.5-25	10-30	15-40	15-40	30-40	
		Outlet area (ft ²)	5.54	5.54	6.95	6.95	8.81	8.81	8.81	8.81	11.11	13.91	13.91	13.91	
		Fan size/type	20-in FC	20-in FC	22-in FC	22-in FC	25-in FC	25-in FC	25-in FC	25-in FC	28-in FC	32-in FC	32-in FC	32-in FC	32-in FC
		Fan name	20FA	20FA	22FA	22FA	25FA	25FA	25FA	25FA	28FA	32FA	32FA	32FA	
	Max TSP/rpm	4/1050	4/1050	3.5/950	3.5/950	4/850	4/850	4/850	4/850	3.5/750	4.5/675	4.5/675	4.5/675		
	Motor hp range (ODP)	7.5-20	7.5-20	7.5-20	7.5-20	7.5-20	7.5-20	7.5-20	7.5-20	10-25	15-30	15-30	30		
	Outlet area (ft ²)	4.38	4.38	5.54	5.54	6.95	6.95	6.945	6.945	8.81	11.11	11.11	11.11		
	High Pressure	Fan size/type	25-in FC	25-in FC	28-in FC	28-in FC	32-in FC	32-in FC	32-in FC	32-in FC	36-in FC	40-in FC	40-in FC	40-in FC	
		Fan name	25FB	25FB	28FB	28FB	32FB	32FB	32FB	32FB	36FB	40FB	40FB	40FB	
		Max TSP/rpm	6/1025	6/1025	5/860	5/860	5.5/760	5.5/760	5.5/760	5.5/760	5/665	5/600	5/600	5/600	
		Motor hp range (ODP)	7.5-40	7.5-40	7.5-40	7.5-40	7.5-50	7.5-50	7.5-50	7.5-50	10-60	15-75	15-75	30-75	
		Outlet area (ft ²)	6.95	6.95	8.81	8.81	11.11	11.11	11.11	11.11	13.91	17.45	17.45	17.45	
		Fan size/type	22-in FC	22-in FC	25-in FC	25-in FC	28-in FC	28-in FC	28-in FC	28-in FC	32-in FC	36-in FC	36-in FC	36-in FC	
		Fan name	22FB	22FB	25FB	25FB	28FB	28FB	28FB	28FB	32FB	36FB	36FB	36FB	
		Max TSP/rpm	6/1200	6/1200	6/1025	6/1025	5/860	5/860	5/860	5/860	5.5/760	5/665	5/665	5/665	
		Motor hp range (ODP)	7.5-30	7.5-30	7.5-40	7.5-40	7.5-40	7.5-40	7.5-40	7.5-40	10-60	15-75	15-75	30-75	
Outlet area (ft ²)		5.54	5.54	6.95	6.95	8.81	8.81	8.81	8.81	11.11	13.91	13.91	13.91		
Fan size/type		20-in FC	20-in FC	22-in FC	22-in FC	25-in FC	25-in FC	25-in FC	25-in FC	28-in FC	32-in FC	32-in FC	32-in FC		
Fan name		20FB	20FB	22FB	22FB	25FB	25FB	25FB	25FB	28FB	32FB	32FB	32FB		
Max TSP/rpm	6/1330	6/1330	6/1200	6/1200	6/1025	6/1025	6/1025	6/1025	5/860	5.5/760	5.5/760	5.5/760			
Motor hp range (ODP)	3-25	3-25	7.5-30	7.5-30	7.5-40	7.5-40	7.5-40	7.5-40	10-40	15-60	15-60	30-60			
Outlet area (ft ²)	4.38	4.38	5.54	5.54	6.95	6.95	6.95	6.95	8.81	11.11	11.11	11.11			

Table 6. Select a fan for unit sizes 35-120

		Unit Size	35	36	40	41	50	51	57	58	66	80	100	120	
AF Housed Fans	Low Pressure	Fan size/type	25-in AF	25-in AF	28-in AF	28-in AF	32-in AF	32-in AF	32-in AF	32-in AF	36-in AF	40-in AF	44-in AF	49-in AF	
		Fan name	25AA	25AA	28AA	28AA	32AA	32AA	32AA	32AA	36AA	40AA	44AA	49AA	
		Max TSP/rpm	1650	1650	1500	1500	1300	1300	1300	1300	1250	1200	850	800	
		Motor hp range (ODP)	7.5-20	7.5-20	7.5-20	7.5-20	7.5-30	7.5-30	7.5-30	7.5-30	7.5-30	10-30	15-60	15-40	30-100
		Outlet area (ft ²)	6.95	6.95	8.81	8.81	11.11	11.11	11.11	11.11	11.11	13.91	17.45	21.88	27.45
		Fan size/type	22-in AF	22-in AF	25-in AF	25-in AF	28-in AF	28-in AF	28-in AF	28-in AF	28-in AF	32-in AF	36-in AF	40-in AF	44-in AF
		Fan name	22AA	22AA	25AA	25AA	28AA	28AA	28AA	28AA	28AA	32AA	36AA	40AA	44AA
		Max TSP/rpm	1900	1900	1650	1650	1500	1500	1500	1500	1500	1300	1250	1200	850
		Motor hp range (ODP)	7.5-15	7.5-15	7.5-20	7.5-20	7.5-20	7.5-20	7.5-20	7.5-20	7.5-20	10-30	15-30	15-60	30-40
		Outlet area (ft ²)	5.54	5.54	6.95	6.95	8.81	8.81	8.81	8.81	8.81	11.11	13.91	17.45	21.88
		Fan size/type	20-in AF	20-in AF	22-in AF	22-in AF	25-in AF	25-in AF	25-in AF	25-in AF	25-in AF	28-in AF	32-in AF	36-in AF	40-in AF
		Fan name	20AA	20AA	22AA	22AA	25AA	25AA	25AA	25AA	25AA	28AA	32AA	36AA	40AA
	Max TSP/rpm	2300	2300	1900	1900	1650	1650	1650	1650	1650	1500	1300	1250	1200	
	Motor hp range (ODP)	7.5-15	7.5-15	7.5-15	7.5-15	7.5-20	7.5-20	7.5-20	7.5-20	7.5-20	10-20	15-30	15-30	30-60	
	Outlet area (ft ²)	4.38	4.38	5.54	5.54	6.95	6.95	6.95	6.95	6.95	8.81	11.11	13.91	17.45	
	Fan size/type												32-in AF	36-in AF	
	Fan name												32AA	36AA	
	Max TSP/rpm												1300	1250	
	Motor hp range (ODP)												15-30	30	
	Outlet area (ft ²)												11.11	13.91	
	Fan size/type	25-in AF	25-in AF	28-in AF	28-in AF	32-in AF	32-in AF	32-in AF	32-in AF	32-in AF	36-in AF	40-in AF	44-in AF	49-in AF	
	Fan name	25AB	25AB	28AB	28AB	32AB	32AB	32AB	32AB	32AB	36AB	40AB	44AB	49AB	
	Max TSP/rpm	2200	2200	2050	2050	1700	1700	1700	1700	1700	1550	1350	1150	1100	
	Motor hp range (ODP)	7.5-40	7.5-40	7.5-50	7.5-50	7.5-60	7.5-60	7.5-60	7.5-60	7.5-60	10-75	15-100	15-100	30-125	
Outlet area (ft ²)	6.95	6.95	8.81	8.81	11.11	11.11	11.11	11.11	11.11	13.91	17.45	21.88	27.45		
Fan size/type	22 in AF	22 in AF	25-in AF	25-in AF	28-in AF	28-in AF	28-in AF	28-in AF	28-in AF	32-in AF	36-in AF	40-in AF	44-in AF		
Fan name	22AB	22AB	25AB	25AB	28AB	28AB	28AB	28AB	28AB	32AB	36AB	40AB	44AB		
Max TSP/rpm	2500	2500	2200	2200	2050	2050	2050	2050	2050	1700	1550	1350	1150		
Motor hp range (ODP)	7.5-40	7.5-40	7.5-50	7.5-50	7.5-60	7.5-60	7.5-60	7.5-60	7.5-60	10-60	15-75	15-100	30-125		
Outlet area (ft ²)	5.54	5.54	6.95	6.95	8.81	8.81	8.81	8.81	8.81	11.11	13.91	17.45	21.88		
Fan size/type	20-in AF	20-in AF	22-in AF	22-in AF	25-in AF	25-in AF	25-in AF	25-in AF	25-in AF	28-in AF	32-in AF	36-in AF	40-in AF		
Fan name	20AB	20AB	22AB	22AB	25AB	25AB	25AB	25AB	25AB	28AB	32AB	36AB	40AB		
Max TSP/rpm	2750	2750	2500	2500	2200	2200	2200	2200	2200	2050	1700	1550	1350		
Motor hp range (ODP)	7.5-30	7.5-30	7.5-50	7.5-50	7.5-50	7.5-50	7.5-50	7.5-50	7.5-50	10-60	15-60	15-75	30-100		
Outlet area (ft ²)	4.38	4.38	5.54	5.54	6.95	6.95	6.95	6.95	6.95	8.81	11.11	13.91	17.45		
Fan size/type												32-in AF	36-in AF		
Fan name												32AB	36AB		
Max TSP/rpm												1700	1550		
Motor hp range (ODP)												15-60	30-75		
Outlet area (ft ²)												11.11	13.91		



Table 6. Select a fan for unit sizes 35-120

Nominal Airflow ¹		17,500	18000	20,000	20500	25,000	25,500	28,500	29,000	33,000	40,000	50,000	60,000	
Airflow @ 625 fpm ²		23,263	25,000	25,519	30,138	34,375	34,306	39,581	39,722	47,225	53,475	65,106	76,388	
	Unit Size	35	36	40	41	50	51	57	58	66	80	100	120	
Belt-Drive Plenum Fan	Low Pressure	Fan size/type	36-in AF	n/a	40-in AF	n/a	40-in AF	n/a	44-in AF	n/a	44-in AF	49-in AF	55-in AF	63-in AF
		Fan name	36PA	n/a	40PA	n/a	40PA	n/a	44PA	n/a	44PA	49PA	55PA	63PA
		Max TSP/rpm	6.5/1350	n/a	5.5/1150	n/a	5.5/1150	n/a	6.5/1100	n/a	6.5/1100	5.5/950	6/850	6/750
		Motor hp range (ODP)	7.5-30	n/a	7.5-30	n/a	7.5-30	n/a	7.5-60	n/a	10-60	15-60	15-75	30-100
		Fan size/type	32-in AF	n/a	36-in AF	n/a	36-in AF	n/a	40-in AF	n/a	40-in AF	44-in AF	49-in AF	55-in AF
		Fan name	32PA	n/a	36PA	n/a	36PA	n/a	40PA	n/a	40PA	44PA	49PA	55PA
		Max TSP/rpm	6.5/1600	n/a	6.5/1350	n/a	6.5/1350	n/a	5.5/1150	n/a	5.5/1150	6.5/1100	5.5/950	6/850
	Motor hp range (ODP)	7.5-25	n/a	7.5-30	n/a	7.5-30	n/a	7.5-30	n/a	10-30	15-60	15-60	30-75	
	High Pressure	Fan size/type	36-in AF	n/a	40-in AF	n/a	40-in AF	n/a	44-in AF	n/a	44-in AF	49-in AF	55-in AF	63-in AF
		Fan name	36PB	n/a	40PB	n/a	40PB	n/a	44PB	n/a	44PB	49PB	55PB	63PB
		Max TSP/rpm	9/1600	n/a	9/1400	n/a	9/1400	n/a	8.5/1200	n/a	8.5/1200	8/1100	9/975	8.5/850
		Motor hp range (ODP)	7.5-50	n/a	7.5-50	n/a	7.5-75	n/a	7.5-75	n/a	10-75	15-100	15-125	30-125
		Fan size/type	32-in AF	n/a	36-in AF	n/a	36-in AF	n/a	40-in AF	n/a	40-in AF	44-in AF	49-in AF	55-in AF
		Fan name	32PB	n/a	36PB	n/a	36PB	n/a	40PB	n/a	40PB	44PB	49PB	55PB
Max TSP/rpm		9/1800	n/a	9/1600	n/a	9/1600	n/a	9/1400	n/a	9/1400	8.5/1200	8/1100	9/975	
Motor hp range (ODP)	7.5-50	n/a	7.5-50	n/a	7.5-60	n/a	7.5-50	n/a	10-75	15-75	15-100	30-125		
Direct-Drive Plenum Fan	High Pressure	Fan size/type	2) 24.5 in AF Nom Width	2) 22 in AF Nom Width	2) 27-in AF Red Width	2) 24.5-in AF Nom Width	2) 30-in AF Red Width	4) 22-in AF Red Width	2) 30-in AF Red Width	4) 22-in AF Red Width	4) 22-in AF Nom Width	4) 24.5-in AF Nom Width	6) 24.5-in AF Nom Width	6) 24.5-in AF Nom Width
		Fan name	24NF	22SF	27NR	24SF	30NR	22SR	30NR	22SR	22SF	24SF	24SF	24SF
		Max rpm	2269	2675	2035	2365	1851	2675	1851	2675	2613	2344	2344	2344
		Motor hp range (ODP)	5-20	5-25	5-20	5-25	10-30	3-20	10-30	3-20	5-25	7.5-25	5-20	5-20
		Fan size/type	2) 24.5 in AF Ext Width	2) 22 in AF Ext Width	2) 27-in AF Nom Width	2) 24.5-in AF Ext Width	2) 30-in AF Nom Width	4) 22-in AF Nom Width	2) 30-in AF Nom Width	4) 22-in AF Nom Width	4) 22-in AF Ext Width	4) 24.5-in AF Ext Width	6) 24.5-in AF Ext Width	6) 24.5-in AF Ext Width
	Fan name	24NW	22SW	27NF	24SW	30NF	22SF	30NF	22SF	22SW	24SW	24SW	24SW	
	Max rpm	2269	2675	2035	2365	1851	2675	1851	2675	2613	2344	2344	2344	
	Motor hp range (ODP)	5-20	5-25	7.5-25	5-25	10-30	3-20	10-30	3-20	7.5-25	10-25	5-20	5-20	

Note: ¹Nominal airflow is based on 500 fpm through a nominal coil (i.e. 500xunit size 8=4000 cfm). ²Airflow@625 fpm through the flat filter (maximum filter velocity).

Table 7. Section dimensions (inches) and weights (pounds) - unit sizes 3-30

Nominal airflow	1500	2000	3000	4000	5000	6000	7000	8500	10,500	11,000	12,500	13,000	15,000
Airflow at 625 fpm	2169	3475	4338	4581	6075	8331	9025	11,806	13,456	13,194	16,944	18,231	19,025
Unit size	3	4	6	8	10	12	14	17	21	22	25	26	30
Height - indoor unit	29.00	29.00	35.25	37.75	37.75	41.50	41.50	49.00	52.75	67.25	61.50	85.50	61.50
Width	31.50	44.00	44.00	50.50	61.50	66.50	72.00	72.00	80.00	61.50	80.00	61.50	93.50
Height for outdoor unit includes base drip lip	36.25	36.38	42.63	45.13	45.13	49.25	49.25	56.75	60.50	n/a	69.25	n/a	69.25
Weight add for outdoor unit (lbs/in. of unit length)	1.66	1.91	1.91	2.04	2.27	2.40	2.51	2.51	2.68	n/a	2.68	n/a	2.94
Access or blank													
-Small horizontal	10.00	10.00	10.00	10.00	10.00	10.00	10.00	10.00	10.00	10.00	10.00	10.00	10.00
	48.05	57.43	60.55	66.67	74.92	80.55	84.67	88.41	96.28	89.63	100.65	98.73	110.78
-Medium horizontal	14.00	14.00	14.00	14.00	14.00	14.00	14.00	14.00	14.00	14.00	14.00	14.00	14.00
	59.91	71.18	75.25	82.74	92.66	99.61	104.57	109.45	119.10	111.84	124.79	123.71	136.97
-Extended-medium horizontal	19.00	19.00	19.00	19.00	19.00	19.00	19.00	19.00	19.00	19.00	19.00	19.00	19.00
	74.73	88.37	93.62	102.82	114.83	123.43	129.44	135.74	147.62	139.60	154.97	154.93	169.71
-Medium-large horizontal	24.50	24.50	24.50	26.50	26.50	26.50	26.50	24.50	24.50	26.50	24.50	26.50	24.50
	121.60	107.28	113.84	132.94	148.08	159.18	166.74	164.66	178.99	170.14	188.17	189.27	205.72
-Large horizontal or turning	34.00	34.00	34.00	36.00	36.00	36.00	36.00	36.00	34.00	36.00	46.00	46.00	46.00
	137.75	164.85	179.46	208.50	235.01	257.70	271.35	293.42	314.60	315.97	413.45	428.50	457.18
-Extra-large horizontal or turning	36.00	41.00	41.00	44.00	42.50	42.50	42.50	44.00	50.25	50.25	56.50	56.50	56.50
	143.68	188.92	205.18	240.63	263.83	288.68	303.68	335.49	407.29	395.09	476.83	494.06	525.93
-Ducted inlet or ducted outlet section	10.00	10.00	10.00	10.00	10.00	10.00	10.00	10.00	10.00	10.00	10.00	10.00	10.00
	48.10	57.40	60.50	66.70	74.90	80.50	84.70	88.40	96.30	89.60	100.60	98.70	110.80
Blender	19.00	24.50	24.50	26.50	36.00	36.00	36.00	36.00	34.00	30.500	46.00	36.00	46.00
	94.86	132.71	146.30	173.34	238.64	264.12	276.73	303.71	323.59	300.15	427.13	385.06	470.25
Cool Dry Quiet (CDQ) Desiccant Dehumidification	52.00	52.00	52.00	52.00	55.00	58.00	58.00	58.00	56.00	n/a	56.00	n/a	58.00
	495.00	651.00	694.00	792.00	1011.00	1165.00	1326.00	1390.00	1793.00	n/a	1876.00	n/a	2029.00
Coils													
-Small horizontal (with 4-row UW)	10.00	10.00	10.00	10.00	10.00	10.00	10.00	10.00	10.00	10.00	10.00	10.00	10.00
	116.10	148.55	174.35	205.79	244.49	285.13	307.44	352.47	433.37	433.22	502.46	523.01	572.50
-Medium horizontal (with 8-row UW)	14.00	14.00	14.00	14.00	14.00	14.00	14.00	14.00	14.00	14.00	14.00	14.00	14.00
	168.65	220.23	265.58	318.97	382.53	450.07	488.32	569.79	700.27	690.67	817.63	840.58	941.48
-Extended-medium horizontal (with 8-row UW)	19.00	19.00	19.00	19.00	19.00	19.00	19.00	19.00	19.00	19.00	19.00	19.00	19.00
	185.58	239.53	286.06	341.16	406.80	476.00	516.35	599.24	737.96	721.58	858.03	878.74	985.30
-Medium-large horizontal (with 10-row W)	24.50	24.50	24.50	26.50	26.50	26.50	26.50	24.50	24.50	26.50	24.50	26.50	24.50
	270.61	359.79	433.08	554.88	656.63	777.26	884.93	1013.57	1262.10	1175.58	1478.66	1503.93	1503.93
-Large horizontal or vertical (with 10-row W)	34.00	34.00	34.00	36.00	36.00	36.00	36.00	36.00	34.00	36.00	46.00	46.00	46.00
	302.77	396.45	471.99	597.03	702.74	826.53	938.18	1081.30	1333.70	1234.32	1652.36	1652.73	1652.73
-Electric Heat Coil	36.00	41.00	41.00	44.00	42.50	42.50	42.50	44.00	50.25	n/a	46.00	n/a	56.50
	295.00	364.00	413.00	480.00	563.00	622.00	666.00	731.00	876.00	n/a	1012.00	n/a	1244.00
Integral-face-and-bypass coil													
-Less than 4 rows	n/a	26.50	26.50	26.50	26.50	26.50	26.50	26.50	26.50	26.50	26.50	26.50	26.50
	n/a	355.20	367.21	470.21	541.93	585.86	619.66	733.14	792.88	858.31	805.52	1047.84	940.46
-4 rows	n/a	43.00	43.00	43.00	43.00	43.00	43.00	43.00	43.00	43.00	43.00	43.00	43.00
	n/a	543.54	560.74	725.48	835.34	901.70	950.23	1131.90	1216.48	1313.83	1399.66	1613.03	1439.40



Table 7. Section dimensions (inches) and weights (pounds) - unit sizes 3-30

Unit size	3	4	6	8	10	12	14	17	21	22	25	26	30
Controls section (includes largest available VFD)	28.50	28.50	28.50	28.50	28.50	28.50	28.50	28.50	28.50	28.50	28.50	28.50	28.50
	184.00	208.00	253.00	272.00	295.00	315.00	327.00	350.00	428.00	419.00	453.00	464.00	487.00
Diffuser	10.00	10.00	10.00	14.00	14.00	14.00	14.00	14.00	14.00	14.00	19.00	19.00	19.00
	45.70	55.08	58.20	80.39	90.31	97.26	102.22	107.10	116.75	109.49	152.62	152.58	167.36
Discharge plenum													
-Horizontal	34.00	34.00	34.00	36.00	36.00	36.00	36.00	36.00	34.00	36.00	46.00	46.00	46.00
	135.40	162.50	177.11	206.15	232.66	255.35	269.00	291.07	312.25	313.62	411.10	426.15	454.83
-Vertical	36.00	41.00	41.00	44.00	42.50	42.50	42.50	44.00	50.25	n/a	56.50	n/a	56.50
	159.90	211.48	233.54	275.69	306.29	339.58	358.68	401.43	486.37	n/a	570.00	n/a	634.27
Energy Wheel	n/a	52.00	52.00	52.00	55.00	58.00	58.00	58.00	56.00	n/a	56.00	n/a	58.00
		609.00	663.00	765.00	911.00	1085.00	1208.00	1269.00	1484.00	n/a	1595.00	n/a	1868.00
Face-and-Bypass Dampers													
-Face-and-bypass	19.00	19.00	19.00	19.00	19.00	19.00	19.00	19.00	19.00	19.00	19.00	19.00	19.00
	105.60	129.06	141.70	157.63	178.68	199.15	209.53	224.50	248.05	137.25	265.62	152.58	291.36
-External face-and-bypass	19.00	19.00	19.00	19.00	19.00	19.00	19.00	19.00	19.00	22.00	19.00	27.75	19.00
	122.68	155.15	167.79	190.70	219.68	241.45	255.80	270.77	300.08	153.91	317.53	207.22	353.22
-Internal face-and-bypass or face damper only	19.00	19.00	19.00	19.00	19.00	19.00	19.00	19.00	19.00	19.00	19.00	19.00	19.00
	107.95	140.46	149.91	174.82	203.43	227.60	241.91	255.18	291.55	137.25	306.62	152.58	341.36
Fan													
-Belt-drive plenum fan with motor	36.00	41.00	41.00	44.00	42.50	42.50	42.50	44.00	50.25	n/a	56.50	n/a	56.50
	397.87	538.34	631.36	682.55	875.00	951.91	1069.39	1239.89	1443.56	n/a	1494.52	n/a	1751.34
-Housed FC fan with motor	36.00	41.00	41.00	44.00	42.50	42.50	42.50	44.00	50.25	50.25	56.50	56.50	56.50
	368.77	449.75	544.28	589.00	721.69	882.15	904.21	1054.64	1329.38	1295.80	1487.55	1511.37	1710.85
-Housed AF/BC fan with motor	36.00	41.00	41.00	44.00	42.50	42.50	42.50	44.00	50.25	50.25	56.50	56.50	56.50
	378.87	467.35	574.68	649.40	849.71	920.08	942.14	1098.21	1432.10	1444.53	1572.28	1609.10	1797.21
-Direct-drive plenum fan with motor	36.00	41.00	41.00	44.00	42.50	42.50	42.50	44.00	50.25	50.25	56.50	56.50	56.50
	373.16	516.35	535.05	692.86	795.54	912.52	936.26	991.99	1380.92	1237.09	1541.05	1600.04	1652.91
Filters													
-Side load 2-in. angled	24.50	24.50	24.50	26.50	26.50	26.50	26.50	24.50	24.50	24.50	24.50	24.50	24.50
	134.55	163.83	175.66	202.44	225.96	251.82	265.94	314.12	347.50	348.70	403.70	418.53	454.19
-Side load 4-in. angled	24.50	24.50	24.50	26.50	26.50	26.50	26.50	24.50	24.50	24.50	24.50	24.50	24.50
	141.89	176.87	192.86	209.64	247.16	254.22	273.54	352.07	379.13	361.27	409.37	470.37	465.65
-Side load cartridge 12-in. or short bag 18-in.	24.50	24.50	24.50	26.50	26.50	26.50	26.50	24.50	24.50	24.50	24.50	24.50	24.50
	125.03	159.79	176.46	220.46	234.88	284.12	303.60	335.02	365.40	342.50	439.69	440.65	479.36
-Side load 2-in. flat	14.00	14.00	14.00	14.00	14.00	14.00	14.00	14.00	14.00	14.00	14.00	14.00	14.00
	70.27	86.53	91.98	103.59	117.74	133.81	141.07	148.02	165.52	160.19	182.07	177.12	198.93
-Side load 4-in. flat	14.00	14.00	14.00	14.00	14.00	14.00	14.00	14.00	14.00	14.00	14.00	14.00	14.00
	81.56	104.62	114.08	117.09	143.40	142.66	154.67	202.82	213.64	189.17	217.75	254.10	249.73
-Side load 2-in. and 4-in. combination flat	19.00	19.00	19.00	19.00	19.00	19.00	19.00	19.00	19.00	19.00	19.00	19.00	19.00
	100.62	128.19	139.09	144.56	174.73	185.69	201.37	252.57	268.17	252.01	288.98	326.16	326.58
-Long bag 30-in.	36.00	41.00	41.00	44.00	42.50	42.50	42.50	44.00	50.25	50.25	46.00	40.00	46.00
	159.54	203.31	223.70	269.26	289.43	330.97	349.19	382.94	461.96	395.90	488.89	462.06	523.37
-Front-load HEPA	40.00	40.00	40.00	40.00	40.00	40.00	40.00	40.00	40.00	40.00	40.00	40.00	40.00
	240.36	262.50	346.16	368.01	407.75	439.62	452.92	569.28	692.30	595.47	750.47	837.36	822.10
-Front-load cartridge	40.00	40.00	40.00	40.00	40.00	40.00	40.00	40.00	40.00	40.00	40.00	40.00	40.00
	215.15	237.79	285.59	310.12	341.11	386.04	399.01	470.25	525.86	468.47	580.13	552.53	651.47

Table 7. Section dimensions (inches) and weights (pounds) - unit sizes 3-30

Unit size	3	4	6	8	10	12	14	17	21	22	25	26	30
-Front-load short bag	45.00	45.00	45.00	45.00	45.00	45.00	45.00	45.00	45.00	45.00	45.00	45.00	45.00
	222.35	246.75	279.75	306.39	335.16	369.65	383.67	432.15	473.60	487.79	518.05	573.98	566.55
Gas heat													
- 200 MBH	n/a	n/a	57.00	57.00	59.00	57.00	57.00	60.00	60.00	n/a	n/a	n/a	n/a
			752.92	797.85	852.48	912.57	937.05	1011.83	1074.91				
- 300 MBH	n/a	n/a	73.00	73.00	n/a	n/a	n/a	n/a	n/a	n/a	n/a	n/a	n/a
			901.27	953.49									
- 360 MBH	n/a	n/a	n/a	n/a	77.00	73.00	68.00	71.00	69.00	n/a	69.00	n/a	66.00
					1093.23	1131.38	1127.89	1211.08	1264.50		1348.04		1298.88
- 560 MBH	n/a	n/a	n/a	n/a	n/a	n/a	n/a	71.00	69.00	n/a	65.00	n/a	66.00
								1191.99	1246.59		1307.47		1441.79
- 700 MBH	n/a	n/a	n/a	n/a	n/a	n/a	n/a	83.00	75.00	n/a	75.00	n/a	76.00
								1479.92	1503.43		1599.35		1745.65
- 860 MBH	n/a	n/a	n/a	n/a	n/a	n/a	n/a	n/a	81.00	n/a	81.00	n/a	76.00
									1606.36		1711.24		1804.77
- 1000 MBH	n/a	n/a	n/a	n/a	n/a	n/a	n/a	n/a	87.00	n/a	90.00	n/a	85.00
									1364.25		1497.35		1560.01
Humidifier													
-Building Steam	14.00	14.00	14.00	14.00	14.00	14.00	14.00	14.00	14.00	14.00	14.00	14.00	14.00
	125.00	146.00	165.00	184.00	226.00	269.00	286.00	324.00	354.00	368.00	398.00	500.00	452.00
-Atmospheric Steam	14.00	14.00	14.00	14.00	14.00	14.00	14.00	14.00	14.00	14.00	14.00	14.00	19.00
	127.00	168.00	178.00	203.00	252.00	276.00	312.00	339.00	396.00	344.00	432.00	396.00	528.00
Mixing box													
-with angled filters	34.00	34.00	34.00	36.00	36.00	36.00	36.00	36.00	34.00	36.00	46.00	46.00	46.00
	137.75	164.85	179.46	208.50	235.01	257.07	271.35	293.42	314.60	315.97	413.45	428.50	457.18
-with front/back Traq and top Traq dampers	36.00	41.00	41.00	44.00	42.50	42.50	42.50	44.00	50.25	51.00	56.50	n/a	56.50
	191.06	247.07	272.06	321.58	356.08	396.49	418.78	463.57	555.65	549.18	646.61		715.15
-reduced length with side/top/back/bottom airfoil damper	23.40	23.40	23.40	23.40	23.40	23.40	28.40	28.40	28.40	n/a	28.40	n/a	32.50
	131.80	158.30	177.90	202.80	231.60	257.60	298.40	328.40	370.10		408.10		485.80
Multizone													
- 3-deck vertical discharge	n/a	n/a	61.00	61.00	66.00	71.00	71.00	71.00	82.00	n/a	82.00	n/a	82.00
			1125.00	1313.00	1671.00	1899.00	2063.00	2211.00	2757.00		2991.00		3425.00
- 2-deck vertical discharge	n/a	n/a	61.00	61.00	66.00	71.00	71.00	71.00	82.00	n/a	82.00	n/a	82.00
			763.00	899.00	1099.00	1266.00	1380.00	1526.00	1882.00		2108.00		2413.00
-3-deck horizontal discharge	n/a	n/a	52.00	52.00	52.00	57.00	57.00	57.00	72.00	n/a	72.00	n/a	72.00
			1031.00	1219.00	1511.00	1729.00	1892.00	2034.00	2603.00		2829.00		3267.00
-2-deck horizontal discharge	n/a	n/a	52.00	52.00	52.00	57.00	57.00	57.00	72.00	n/a	72.00	n/a	72.00
			701.00	832.00	982.00	1145.00	1253.00	1396.00	1755.00		1975.00		2264.00
Silencer													
-3 ft	38.00	38.00	38.00	38.00	38.00	38.00	38.00	38.00	38.00	38.00	38.00	38.00	38.00
	198.00	256.00	286.00	319.00	359.00	442.00	461.00	512.00	573.00	562.00	699.00	659.00	800.00
-5 ft	62.00	62.00	62.00	62.00	62.00	62.00	62.00	62.00	62.00	62.00	62.00	62.00	62.00
	308.00	391.00	436.00	483.00	541.00	678.00	704.00	780.00	873.00	858.00	1073.00	1005.00	1215.00
Trane Catalytic Air Cleaning System (TCACS)													
	36.00	36.00	36.00	36.00	36.00	36.00	36.00	36.00	36.00	36.00	36.00	36.00	36.00
	334.73	367.14	389.21	434.66	470.05	497.59	514.12	544.30	599.38	690.80	665.11	777.83	711.12



Table 7. Section dimensions (inches) and weights (pounds) - unit sizes 3-30

Unit size	3	4	6	8	10	12	14	17	21	22	25	26	30
UV light	14.00	14.00	14.00	14.00	14.00	14.00	14.00	14.00	14.00	n/a	14.00	n/a	14.00
	76.02	93.64	98.69	120.26	135.22	146.68	155.07	162.95	179.84		188.71		218.33
Sections below are for outdoor units only													
Unit size	3	4	6	8	10	12	14	17	21	22	25	26	30
Diagonal economizer													
-with airfoil dampers	46.00	49.00	50.00	48.00	53.00	53.00	57.00	52.00	63.00	n/a	57.00	n/a	63.00
	187.00	231.00	256.00	276.00	334.00	365.00	407.00	414.00	534.00		548.00		649.00
-with airfoil damper and one side Traq damper	46.00	49.00	50.00	48.00	53.00	53.00	57.00	52.00	63.00	n/a	57.00	n/a	63.00
	204.00	247.00	271.00	290.00	349.00	378.00	426.00	431.00	555.00		565.00		689.00
Exhaust damper section for outdoor unit	19.00	19.00	19.00	19.00	19.00	19.00	19.00	19.00	19.00	n/a	19.00	n/a	19.00
	93.30	113.30	124.30	140.20	159.60	176.70	186.80	204.00	229.10		250.50		280.40
Hoods													
-Back inlet hood with airfoil and Traq dampers	22.25	44.00	44.00	50.38	61.50	66.38	71.88	72.00	79.88	n/a	79.88	n/a	93.38
	22.00	45.00	47.00	47.00	52.00	69.00	74.00	74.00	74.00		128.00		166.00
-Side inlet hood with airfoil and Traq dampers	20.00	20.00	20.00	20.00	22.88	22.88	31.38	25.75	29.13	n/a	25.75	n/a	27.88
	17.00	17.00	22.00	22.00	31.00	42.00	50.00	50.00	50.00		84.00		96.00
-Exhaust hood with airfoil damper	20.00	20.00	20.00	20.00	22.88	22.88	31.38	25.75	29.13	n/a	25.75	n/a	27.88
	12.00	12.00	16.00	16.00	21.00	29.00	30.00	30.00	30.00		59.00		67.00
-Economizer inlet hood	45.50	49.00	49.50	48.00	53.00	53.00	56.50	52.00	62.50	n/a	57.00	n/a	62.50
	41.00	37.00	45.00	61.00	68.00	76.00	137.00	174.00	179.00		214.00		224.00
Pipe cabinet weight													
15 inches long, 36 inches deep	104.00	104.00	116.00	120.00	120.00	127.00	127.00	141.00	148.00	n/a	164.00	n/a	164.00
24 inches long, 36 inches deep	122.00	122.00	135.00	140.00	140.00	147.00	147.00	162.00	170.00	n/a	187.00	n/a	187.00
48 inches long, 36 inches deep	169.00	169.00	184.00	191.00	191.00	200.00	200.00	218.00	228.00	n/a	249.00	n/a	249.00
96 inches long, 36 inches deep	263.00	263.00	284.00	293.00	293.00	305.00	305.00	331.00	343.00	n/a	373.00	n/a	373.00
Note:	¹ Nominal airflow is based on 500 fpm through a nominal coil (i.e. 500xunit size 8=4000 cfm). ² Airflow@625 fpm through the flat filter (maximum filter velocity). ³ Height includes standard 2.5-inch base frame for sizes 3-57 and 6-inch base frame for sizes 66-120. ⁴ Height includes 6-inch base frame for sizes 3-120. ⁵ Variable lengths available from 14-96 inches. ⁶ Fan section weights include the heaviest fan with the largest ODP motor available. ⁷ Nominal length and height shown for discharge plenums. Variable plenum height and length is available from 0.5 to 1.5 of nominal. ⁸ Access section required with humidifiers for dispersion distance.												

Table 8. Section dimensions (inches) and weights (pounds) - unit sizes 31-120

Nominal airflow	15,500	17,500	18,000	20,000	20,500	25,000	25,500	28,500	29,000	33,000	40,000	50,000	60,000
Airflow at 625 fpm	22,138	23,263	25,000	25,519	30,138	34,375	34,306	39,581	39,722	47,225	53,475	65,106	76,388
Unit size	31	35	36	40	41	50	51	57	58	66	80	100	120
Height - indoor unit	85.50	67.25	89.00	67.25	104.00	75.75	104.00	85.50	116.25	92.50	107.50	119.75	119.75
Width	72.00	100.00	80.00	112.50	80.00	125.50	93.50	125.50	93.50	140.50	140.50	154.50	182.00
Height for outdoor unit includes base drip lip	n/a	75.00	n/a	75.00	n/a	84.38	n/a	94.13	n/a	97.63	112.63	124.88	124.88
Weight add for outdoor unit (lbs/in. of unit length)	n/a	3.02	n/a	3.28	n/a	3.73	n/a	6.12	n/a	2.57	2.57	2.80	3.25
Access or blank													
-Small horizontal	10.00	10.00	10.00	10.00	10.00	10.00	10.00	10.00	10.00	n/a	n/a	n/a	n/a
	106.61	211.11	207.98	227.92	224.38	254.69	242.54	265.35	255.92				
-Medium horizontal	14.00	14.00	14.00	14.00	14.00	14.00	14.00	14.00	14.00	15.00	15.00	15.00	15.00
	133.18	241.53	238.68	260.24	257.35	290.28	277.55	302.41	292.80	430.36	449.60	493.59	549.13
-Extended-medium horizontal	19.00	19.00	19.00	19.00	19.00	19.00	19.00	19.00	19.00	19.00	19.00	19.00	19.00
	166.39	279.57	277.04	300.64	298.56	334.76	321.32	348.74	338.89	476.36	497.88	545.85	605.56
-Medium-large horizontal	26.50	24.50	29.50	24.50	29.50	24.50	29.50	24.50	29.50	24.50	24.50	24.50	24.50
	202.93	321.40	319.24	345.09	343.89	410.37	369.46	427.50	389.59	574.11	600.46	656.89	725.47
-Large horizontal or turning	46.00	48.00	46.00	48.00	46.00	48.00	46.00	48.00	46.00	49.00	54.00	60.00	60.00
	467.28	514.42	509.00	557.22	561.11	639.24	615.72	682.26	661.42	907.93	1036.33	1242.40	1387.96
-Extra-large horizontal or turning	n/a	63.75	n/a	63.75	n/a	68.50	n/a	n/a	n/a	n/a	n/a	n/a	n/a
		624.86		675.12		809.42							
-Ducted inlet or ducted outlet section	10.00	10.00	10.00	10.00	10.00	10.00	10.00	10.00	10.00	10.00	10.00	10.00	10.00
	106.60	211.10	208.00	227.90	224.40	254.70	242.50	265.30	255.90	372.90	389.30	428.30	478.60
Blender	40.00	48.00	48.00	48.00	48.00	48.00	54.00	48.00	48.00	49.00	54.00	60.00	60.00
	449.80	540.76	495.07	593.46	616.31	675.51	656.33	731.75	718.81	970.30	1112.23	1345.03	1567.62
Cool Dry Quiet (CDQ) Desiccant Dehumidification	n/a	56.00	n/a	56.00	n/a	59.00	n/a	n/a	n/a	n/a	n/a	n/a	n/a
		2914.00		3122.00		4224.00							
Coils													
-Small horizontal (with 4-row UW)	10.00	10.00	10.00	10.00	10.00	10.00	10.00	10.00	10.00	n/a	n/a	n/a	n/a
	594.43	690.59	675.23	754.61	792.51	934.27	922.65	1044.33	1014.74				
-Medium horizontal (with 8-row UW)	14.00	14.00	14.00	14.00	14.00	14.00	14.00	14.00	14.00	15.00	15.00	15.00	15.00
	968.56	1094.27	1095.29	1219.78	1290.73	1561.92	1523.08	1759.58	1686.19	2220.94	2558.94	3094.04	3638.44
-Extended-medium horizontal (with 8-row UW)	19.00	19.00	19.00	19.00	19.00	19.00	19.00	19.00	19.00	19.00	19.00	19.00	19.00
	1009.31	1148.70	1138.74	1279.06	1337.01	1613.56	1572.75	1813.06	1738.19	2275.46	2615.73	3163.21	3712.02
-Medium-large horizontal (with 10-row W)	26.50	24.50	29.50	24.50	29.50	24.50	29.50	24.50	29.50	24.50	24.50	24.50	24.50
	1737.73	1955.08	2017.86	2216.68	2355.51	2754.49	2791.28	3215.01	3116.00	3876.05	4488.82	5499.42	6713.50
-Large horizontal or vertical (with 10-row W)	46.00	48.00	46.00	48.00	46.00	48.00	46.00	48.00	46.00	n/a	n/a	n/a	n/a
	1896.66	2131.70	2161.23	2401.84	2508.26	2985.19	2955.21	3454.40	3287.59				
-Electric Heat Coil	n/a	63.75	n/a	63.75	n/a	68.50	n/a	48.00	n/a	49.00	n/a	n/a	n/a
		1666.00		1825.00		2267.00		2297.00		2857.00			
Integral-face-and-bypass coil													
-Less than 4 rows	26.50	29.50	29.50	29.50	29.50	29.50	29.50	29.50	29.50	29.50	29.50	29.50	29.50
	1190.19	1129.66	1407.86	1168.40	1449.00	1793.80	1640.15	1956.80	1817.25	2322.61	2378.60	2865.77	2936.42
-4 rows	43.00	43.00	43.00	43.00	43.00	n/a	n/a	n/a	n/a	n/a	n/a	n/a	n/a
	1836.97	1677.52	2148.28	1720.20	2196.84								



Table 8. Section dimensions (inches) and weights (pounds) - unit sizes 31-120

Unit size	31	35	36	40	41	50	51	57	58	66	80	100	120
Controls section (includes largest available VFD)	28.50	28.50	28.50	28.50	28.50	28.50	28.50	28.50	28.50	28.50	28.50	28.50	28.50
	496.00	637.00	649.00	674.00	698.00	745.00	747.00	787.00	790.00	964.00	1031.00	1146.00	1266.00
Diffuser	19.00	24.50	24.50	24.50	24.50	24.50	24.50	24.50	24.50	27.50	37.25	37.25	37.25
	164.04	319.05	316.89	342.74	341.54	381.33	367.11	397.35	387.24	571.76	715.78	781.92	860.66
Discharge plenum													
-Horizontal	46.00	48.00	46.00	48.00	46.00	48.00	46.00	48.00	46.00	49.00	54.00	60.00	60.00
	464.93	627.24	621.68	677.47	682.71	772.27	745.34	821.10	798.32	1058.35	1198.64	1423.88	1585.80
-Vertical	n/a	63.75	n/a	63.75	n/a	68.50	n/a	n/a	n/a	n/a	n/a	n/a	n/a
		876.48		949.58		1136.53							
Energy Wheel	n/a	61.00	n/a	65.00	n/a	65.00	n/a	n/a	n/a	n/a	n/a	n/a	n/a
		2403.00		2742.00		3111.00							
Face-and-Bypass Dampers													
-Face-and-bypass	19.00	19.00	19.00	19.00	19.00	19.00	19.00	19.00	19.00	19.00	19.00	19.00	19.00
	164.04	473.39	274.69	556.23	296.21	630.10	318.97	714.61	336.54	888.33	973.60	1093.88	1205.53
-External face-and-bypass	27.75	22.00	27.75	22.00	27.75	22.00	27.75	22.00	27.75	39.00	39.00	39.00	39.00
	222.16	566.46	341.83	660.36	368.32	740.29	395.56	831.66	417.20	1256.07	1348.84	1498.11	1643.69
-Internal face-and-bypass or face damper only	19.00	19.00	19.00	19.00	19.00	19.00	19.00	19.00	19.00	19.00	19.00	19.00	19.00
	164.04	502.53	274.69	575.62	296.21	678.20	318.97	714.61	336.54	888.33	954.26	1082.84	1194.50
Fan													
-Belt-drive plenum fan with motor	n/a	53.50	n/a	53.50	n/a	57.50	n/a	59.50	n/a	61.00	63.00	73.75	82.25
		2368.54		2740.37		3263.68		3599.82		4062.62	4745.62	6223.51	7341.11
-Housed FC fan with motor	73.25	63.75	80.50	63.75	80.50	68.50	88.00	68.50	88.00	84.00	92.00	96.00	96.00
	1832.18	2400.18	2423.46	2603.08	2771.01	3151.89	3312.75	3235.63	3414.05	4201.67	4922.58	5297.62	5600.08
-Housed AF/BC fan with motor	73.25	63.75	80.50	63.75	80.50	68.50	88.00	68.50	88.00	84.00	92.00	96.00	96.00
	1979.55	2429.71	2568.99	2695.61	2863.54	3221.42	3382.28	3305.16	3483.58	4311.38	5101.29	6025.44	6891.90
-Direct-drive plenum fan with motor	73.25	63.75	80.50	63.75	80.50	68.50	88.00	68.50	88.00	84.00	92.00	96.00	96.00
	1673.71	2057.87	2804.47	2406.73	3039.54	3469.95	4268.88	3545.86	4349.06	4903.24	5456.86	7176.65	7382.51
Filters													
-Side load 2-in. angled	24.50	24.50	24.50	24.50	24.50	27.50	24.50	27.50	24.50	27.50	27.50	27.50	27.50
	469.97	593.86	562.37	649.06	652.32	770.02	688.86	797.89	777.14	989.00	1088.02	1157.16	1282.20
-Side load 4-in. angled	24.50	24.50	24.50	24.50	24.50	27.50	24.50	27.50	24.50	27.50	27.50	27.50	27.50
	477.66	594.02	567.56	631.64	663.25	768.20	747.25	805.97	778.73	999.89	1105.14	1201.91	1338.65
-Side load cartridge 12-in. or short bag 18-in.	24.50	24.50	24.50	24.50	24.50	27.50	24.50	27.50	24.50	27.50	27.50	27.50	27.50
	487.55	681.24	637.25	668.25	762.69	878.57	874.81	934.14	980.36	1239.99	1364.91	1746.31	1903.54
-Side load 2-in. flat	14.00	14.00	14.00	14.00	14.00	14.00	14.00	14.00	14.00	15.00	15.00	15.00	15.00
	198.17	319.66	322.85	358.18	358.29	408.69	392.33	438.52	426.12	598.12	637.02	716.56	817.63
-Side load 4-in. flat	14.00	14.00	14.00	14.00	14.00	14.00	14.00	14.00	14.00	15.00	15.00	15.00	15.00
	241.97	359.20	350.39	375.13	404.69	451.33	461.82	498.71	476.21	657.87	729.15	803.46	913.90
-Side load 2-in. and 4-in. combination flat	19.00	19.00	19.00	19.00	19.00	19.00	19.00	19.00	19.00	19.00	19.00	19.00	19.00
	322.00	476.00	484.13	504.37	570.61	600.40	646.20	671.64	667.97	853.08	981.02	1078.09	1165.92
-Long bag 30-in.	37.25	37.25	37.25	37.25	37.25	37.25	37.25	37.25	37.25	37.25	37.25	37.25	37.25
	505.93	657.41	700.77	716.04	802.78	826.72	883.10	906.56	944.63	1094.61	1270.51	1393.17	1549.80
-Front-load HEPA	40.00	40.00	40.00	40.00	40.00	40.00	40.00	40.00	40.00	40.00	40.00	40.00	40.00
	874.09	985.62	1176.01	1128.46	1267.90	1397.21	1449.89	1520.35	1561.45	1845.81	2141.38	2553.97	2924.72
-Front-load cartridge	40.00	40.00	40.00	40.00	40.00	40.00	40.00	40.00	40.00	40.00	40.00	40.00	40.00
	637.18	867.68	796.62	922.78	931.37	1093.06	1061.94	1173.89	1168.54	1449.48	1671.46	1923.09	2155.95

Table 8. Section dimensions (inches) and weights (pounds) - unit sizes 31-120

Unit size	31	35	36	40	41	50	51	57	58	66	80	100	120
-Front-load short bag	45.00	45.00	45.00	45.00	45.00	45.00	45.00	45.00	45.00	45.00	45.00	45.00	45.00
	622.53	750.89	778.04	799.75	885.35	917.08	968.65	979.84	1048.59	1231.49	1365.35	1538.95	1696.33
Gas heat													
- 200 MBH	n/a	n/a	n/a	n/a	n/a	n/a	n/a	n/a	n/a	n/a	n/a	n/a	n/a
- 300 MBH	n/a	n/a	n/a	n/a	n/a	n/a	n/a	n/a	n/a	n/a	n/a	n/a	n/a
- 360 MBH	n/a	66.00 1402.11	n/a	n/a	n/a	n/a	n/a	n/a	n/a	n/a	n/a	n/a	n/a
- 560 MBH	n/a	66.00 1594.61	n/a	64.00 1468.07	n/a	64.00 1853.53	n/a	64.00 1900.53	n/a	n/a n/a	n/a n/a	n/a n/a	n/a n/a
- 700 MBH	n/a	73.00 1895.19	n/a	75.00 1804.11	n/a	74.00 2190.52	n/a	74.00 2241.91	n/a	74.00 2490.63	n/a	n/a	n/a
- 860 MBH	n/a	80.00 2046.29	n/a	75.00 2098.72	n/a	74.00 2280.52	n/a	74.00 2331.91	n/a	74.00 2580.63	74.00 2198.81	n/a	n/a
- 1000 MBH	n/a	80.00 1723.73	n/a	81.00 1844.68	n/a	77.00 2325.57	n/a	77.00 2082.86	n/a	74.00 2300.63	74.00 1918.81	84.00 3156.04	92.00 3125.34
- 1250-1750 MBH	n/a	101.00 2540.84	n/a	105.00 2717.94	n/a	106.00 3264.84	n/a	106.00 2942.76	n/a	109.00 3309.39	109.00 2949.68	92.00 3878.54	102.00 3886.60
- 2000 MBH	n/a	n/a	n/a	n/a	n/a	114.00 3758.71	n/a	114.00 3430.29	n/a	112.00 3688.33	112.00 3320.33	109.00 4503.52	109.00 4391.21
-2400 MBH	n/a	n/a	n/a	n/a	n/a	n/a	n/a	n/a	n/a	118.00 3890.31	112.00 3455.33	121.00 4715.85	119.00 4668.51
Humidifier													
-Building Steam	14.00	14.00	14.00	14.00	14.00	14.00	14.00	14.00	14.00	15.00	15.00	15.00	15.00
	561.00	544.00	622.00	599.00	684.00	782.00	773.00	897.00	807.00	1123.00	1215.00	1363.00	1551.00
-Atmospheric Steam	19.00	19.00	19.00	19.00	19.00	19.00	19.00	19.00	19.00	19.00	19.00	19.00	19.00
	471.00	581.00	508.00	665.00	570.00	724.00	683.00	803.00	742.00	977.00	1078.00	1265.00	1492.00
Mixing box													
-with angled filters	46.00	48.00	46.00	48.00	46.00	48.00	46.00	48.00	46.00	49.00	54.00	60.00	60.00
	467.28	519.12	513.70	561.92	565.81	653.36	629.45	653.36	675.14	946.02	1077.83	1287.99	1433.55
-with front/back Traq and top Traq dampers	n/a	63.75 966.49	n/a	63.75 1073.80	n/a	68.50 1261.78	n/a	68.50 1365.59	n/a	84.00 1907.28	92.00 2151.42	96.00 2473.12	96.00 2790.48
-reduced length with side/top/back/bottom airfoil damper	n/a	35.50 708.50	n/a	38.50 795.10	n/a	41.50 947.60	n/a	41.50 1022.70	n/a	41.50 1328.50	41.50 1453.60	47.00 1731.30	53.00 2025.40
Multizone													
- 3-deck vertical discharge	n/a	92.00 4263.00	n/a	92.00 4732.00	n/a	96.00 5739.00	n/a	n/a	n/a	n/a	n/a	n/a	n/a
- 2-deck vertical discharge	n/a	92.00 2965.00	n/a	92.00 3267.00	n/a	96.00 3986.00	n/a	n/a	n/a	n/a	n/a	n/a	n/a
-3-deck horizontal discharge	n/a	78.00 4020.00	n/a	78.00 4471.00	n/a	78.00 5276.00	n/a	n/a	n/a	n/a	n/a	n/a	n/a
-2-deck horizontal discharge	n/a	78.00 2725.00	n/a	78.00 3006.00	n/a	78.00 3633.00	n/a	n/a	n/a	n/a	n/a	n/a	n/a



Table 8. Section dimensions (inches) and weights (pounds) - unit sizes 31-120

Unit size	31	35	36	40	41	50	51	57	58	66	80	100	120
Silencer													
-3 ft	38.00	38.00	38.00	38.00	38.00	38.00	38.00	38.00	38.00	38.00	38.00	38.00	38.00
	826.00	918.00	951.00	974.00	1013.00	1226.00	1142.00	1332.00	1312.00	1573.00	1741.00	2196.00	2555.00
-5 ft	62.00	62.00	62.00	62.00	62.00	62.00	62.00	62.00	62.00	62.00	62.00	62.00	62.00
	1272.00	1335.00	1478.00	1439.00	1558.00	1795.00	1759.00	1945.00	2030.00	2313.00	2555.00	3230.00	3786.00
Trane Catalytic Air Cleaning System (TCACS)													
	36.00	36.00	36.00	36.00	36.00	36.00	36.00	36.00	36.00	36.00	36.00	36.00	36.00
	825.55	881.59	916.32	935.35	945.79	1044.28	1043.64	1148.17	1132.38	1362.38	1451.30	1707.27	1881.13
UV light													
	14.00	14.00	14.00	14.00	14.00	14.00	14.00	14.00	14.00	15.00	15.00	15.00	15.00
	n/a	325.48	n/a	352.71	n/a	394.34	n/a	419.43	n/a	574.52	604.11	667.60	758.72
Sections below are for outdoor units only													
Diagonal economizer													
-with airfoil dampers	n/a	75.00	n/a	83.00	n/a	72.00	n/a	76.00	n/a	83.00	86.00	93.00	93.00
		931.00		1062.00		1120.00		1223.00		1680.00	1851.00	2173.00	2396.00
-with airfoil damper and one side Traq damper	n/a	75.00	n/a	83.00	n/a	72.00	n/a	76.00	n/a	83.00	86.00	93.00	93.00
		973.00		1101.00		1169.00		1266.00		1722.00	1920.00	2290.00	2494.00
Unit size													
	31	35	36	40	41	50	51	57	58	66	80	100	120
Exhaust damper section for outdoor unit													
	n/a	24.50	n/a	24.50	n/a	24.50	n/a	22.40	n/a	22.40	22.40	22.40	22.40
		450.80		489.90		565.60		586.60		755.30	820.10	935.50	1058.30
Hoods													
-Back inlet hood with airfoil and Traq dampers	n/a	99.88		112.38	n/a	125.38	n/a	125.38	n/a	126.00	140.00	140.00	167.25
		176.00	n/a	195.00		230.00		270.00		317.00	344.00	491.00	566.00
-Side inlet hood with airfoil and Traq dampers	n/a	40.88		40.88	n/a	44.75	n/a	37.25	n/a	37.25	37.25	43.00	48.75
		122.00	n/a	128.00		161.00		174.00		189.00	258.00	412.00	415.00
-Exhaust hood with airfoil damper	n/a	40.88		40.88	n/a	39.63	n/a	37.25	n/a	37.25	37.25	43.00	48.75
		73.00	n/a	77.00		93.00		114.00		129.00	174.00	206.00	221.00
-Economizer inlet hood	n/a	75.00		83.00	n/a	72.00	n/a	75.50	n/a	83.00	86.00	93.00	93.00
		195.00	n/a	275.00		358.00		345.00		418.00	522.00	629.00	778.00
Pipe cabinet weight													
15 inches long, 36 inches deep	n/a	175.00	n/a	175.00	n/a	191.00	n/a	209.00	n/a	215.00	243.00	265.00	265.00
24 inches long, 36 inches deep	n/a	199.00	n/a	199.00	n/a	216.00	n/a	236.00	n/a	243.00	273.00	298.00	298.00
48 inches long, 36 inches deep	n/a	263.00	n/a	263.00	n/a	284.00	n/a	309.00	n/a	317.00	354.00	385.00	385.00
96 inches long, 36 inches deep	n/a	392.00	n/a	392.00	n/a	421.00	n/a	454.00	n/a	466.00	517.00	558.00	558.00

Service Clearance Recommendations

A minimum clearance of the section width plus 12 inches on the access door side of the gas heat section is recommended for routine maintenance. This clearance provides enough room to replace the heat exchanger in the event of failure. The section side panels must be removed to access the heat exchanger. Refer to [Figure 1](#) for service clearance recommendations for the air handler.

Figure 1. Service Clearance

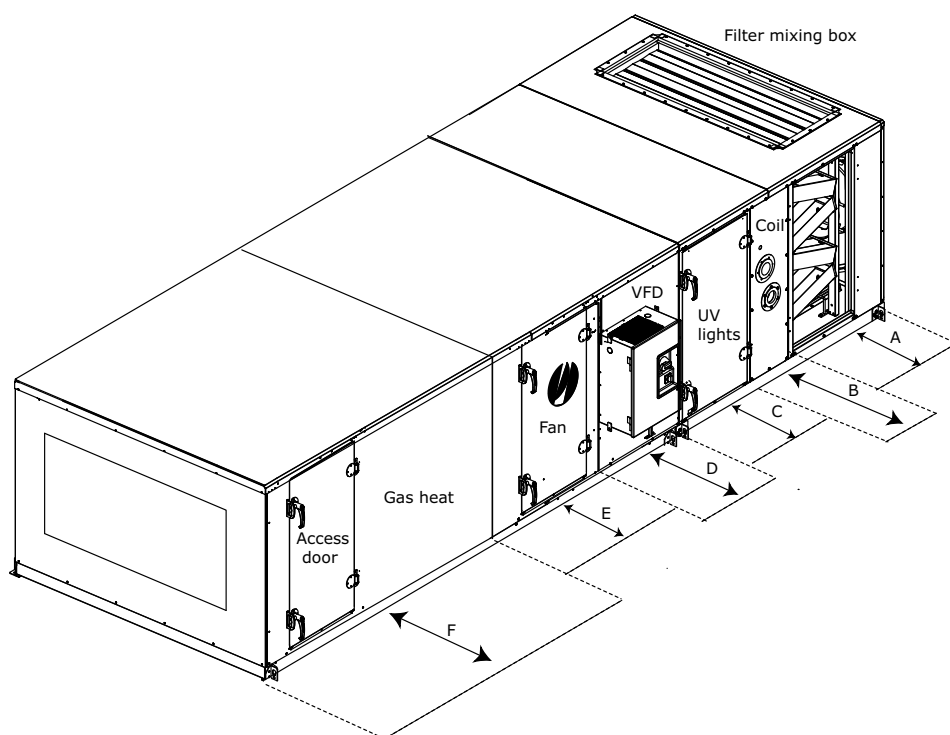


Table 9. Service clearance dimensions (inches)

Component	3	4	6	8	10	12	14	17	21	22	25	26	30	31	35	36	40	41	50	51	57	58	66	80	100	120	
A (filter)	48	48	48	48	48	48	48	48	48	48	48	48	48	48	48	48	48	48	48	48	48	48	48	52	56	58	58
B (coil)	48	59	59	66	77	82	87	87	95	77	95	77	109	87	115	96	128	96	141	110	141	110	156	156	170	197	
C (UV Lights)	48	48	48	48	48	48	48	48	48	48	48	48	48	48	48	48	48	48	48	48	48	48	48	52	56	58	58
C (Catalytic Air Cleaner)	43	59	59	63	75	81	83	83	58	75	58	75	83	83	75	59	83	83	83	83	83	83	83	83	83	75	83
D (external starter or VFD)	61	61	61	61	61	61	61	61	64	64	64	64	64	64	64	64	64	64	64	64	64	64	64	64	64	64	64
D (internal starter or VFD)	48	48	48	48	48	48	48	48	48	48	48	48	48	48	48	48	48	48	48	48	48	48	48	48	48	48	48
E (fan)	48	48	48	48	51	54	58	61	60	51	66	51	66	58	66	60	70	60	77	66	77	66	93	93	101	101	
F (gas heat - Ext Vestibule)	n/a	n/a	89	90	108	100	100	105	115	n/a	115	n/a	118	n/a	136	n/a	140	n/a	156	n/a	156	n/a	170	179	180	n/a	
F (gas heat - Int Vestibule)	n/a	n/a	56	63	74	79	84	84	92	n/a	92	n/a	106	n/a	112	n/a	125	n/a	138	n/a	138	n/a	153	153	167	194	

Note: At a minimum, the above clearance dimensions are recommended on one side of the unit for regular service and maintenance. Refer to as-built submittal for locations of items such as filter access doors, coil, piping connections, motor locations, hoods, pipe cabinets, etc. Sufficient clearance must be provided on all sides of unit for removal of access panels, plug panels, or section-to-section attachment brackets. Clearance for starters, VFDs, or other high-voltage devices must be provided per NEC requirements.

Note: For specific dimensional and weight information, refer to the unit submittals. The dimensions and weights in this manual are approximate. Trane has a policy of continuous product and product data improvement and reserves the right to change design and specifications without notice.

Common Indoor Configurations

Figure 2. Plenum Exhaust Fan Economizer with Exhaust Damper on Fan Section

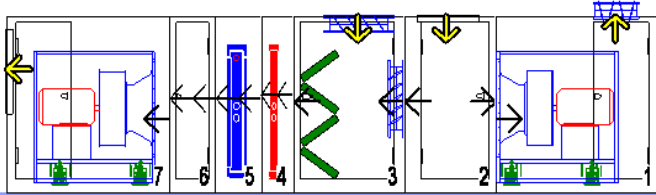


Figure 4. Stacked Exhaust Fan Economizer

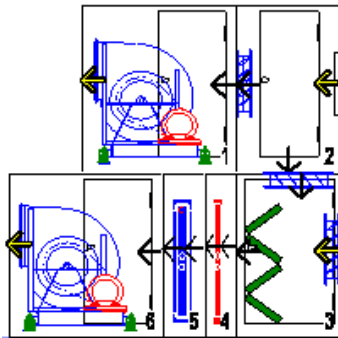


Figure 6. Cool Dry Quiet (CDQ™) - Outside Air 0-100%

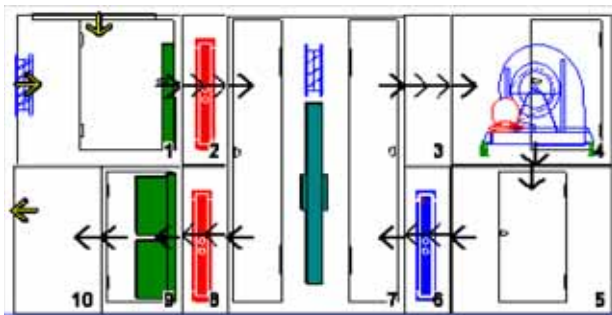


Figure 8. Dedicated Outside Air Split-Level Preconditioning Energy Recovery Wheel

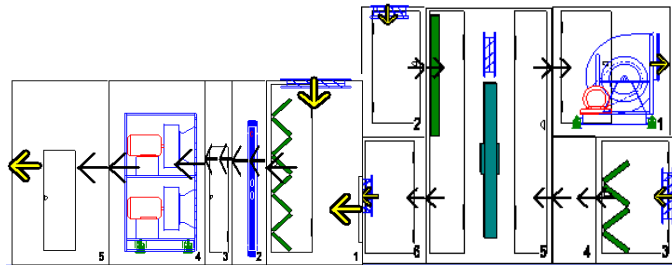


Figure 3. Plenum Return Fan Economizer with Exhaust Damper on Fan Section

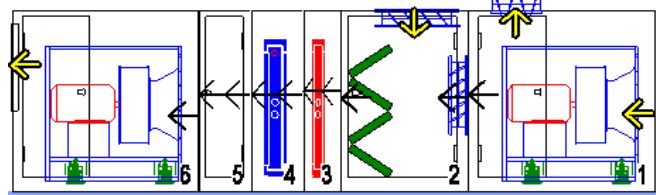


Figure 5. Horizontal Split Dehumidification Unit (SDU)/ Winterizer

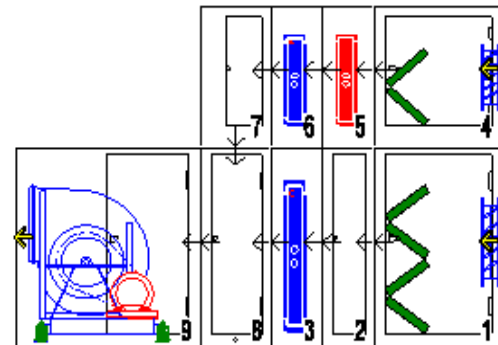


Figure 7. Energy Recover Wheel - Draw-thru Exhaust/ Draw-thru Supply

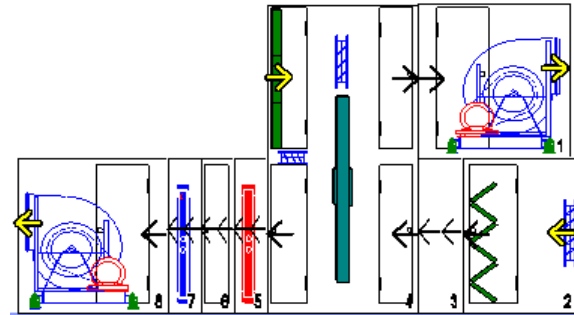
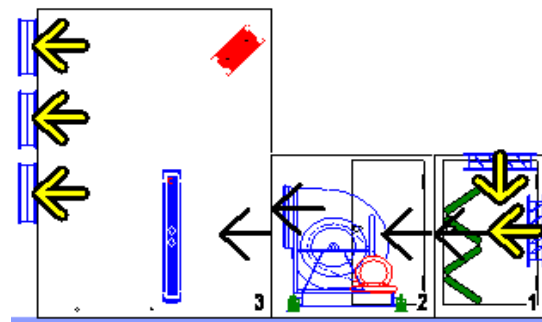


Figure 9. Three-Deck Multizone/Triple-Duct - Housed Fan



Common Outdoor Configurations

Figure 10. Plenum Fan Exhaust Economizer with VFD/Starter and Controls

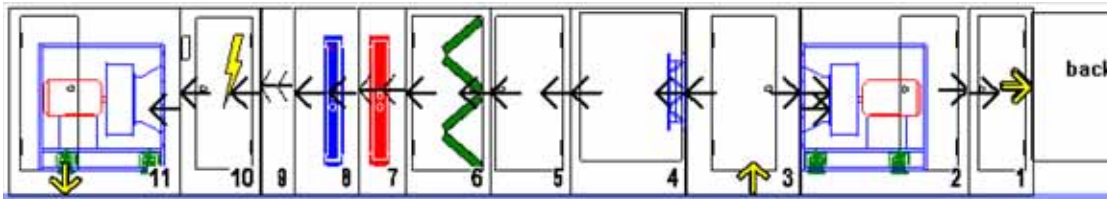


Figure 11. Plenum Return Fan Economizer with VFD/Starter and Controls

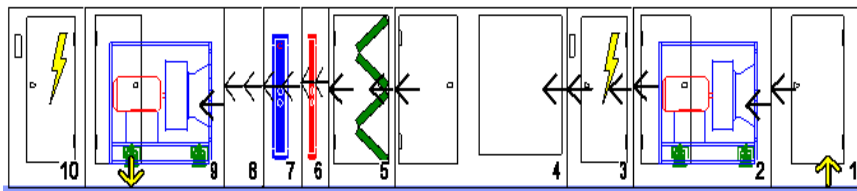


Figure 12. Air-to-Air Plate Frame Make-Up Air Unit with Gas Heat

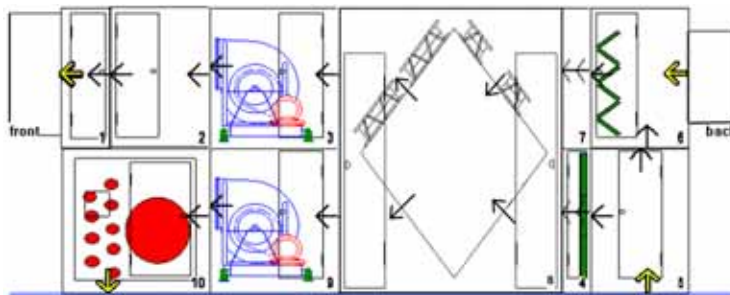


Figure 13. Cool Dry Quiet (CDQ™) - Dedicated Outside Air

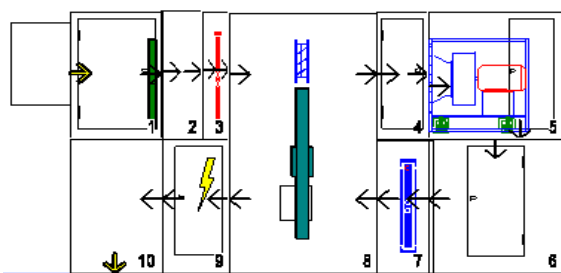
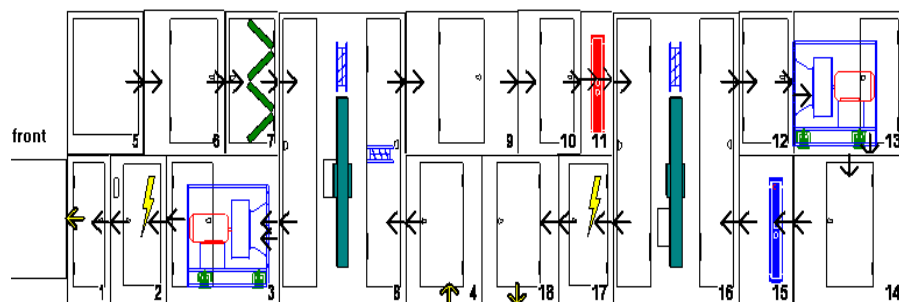


Figure 14. Dual Wheel Unit - Energy Wheel, Cool Dry Quiet (CDQ™) Desiccant Dehumidification System and Controls





Trane optimizes the performance of homes and buildings around the world. A business of Ingersoll Rand, the leader in creating and sustaining safe, comfortable and energy efficient environments, Trane offers a broad portfolio of advanced controls and HVAC systems, comprehensive building services, and parts. For more information, visit www.Trane.com.

Trane has a policy of continuous product and product data improvement and reserves the right to change design and specifications without notice.

© 2012 Trane All rights reserved
CLCH-PRC016-EN October 25, 2012
Supersedes CLCH-PRC016-EN (11 Nov 2011)

We are committed to using environmentally
conscious print practices that reduce waste.

