



# User's Manual

**Body Camera**

## **DrivePro Body 20**

**TS32GDPB20A**

(Version 1.0)



# Table of Contents

1. Introduction.....	3
2. System Requirements.....	4
3. Getting Started.....	5
3-1 Function Buttons.....	5
3-2 Charging the DrivePro Body 20.....	6
3-3 LED Indicator Table.....	6
4. Recording Videos.....	7
5. Taking Photos.....	8
6. Precautions.....	9
7. IPX4 Water Resistant.....	10
8. Package Contents.....	10
9. Specifications.....	13
10. Frequently Asked Questions.....	13
11. Recycling and Environmental Protection.....	15
12. Two-year Limited Warranty.....	16
13. GNU General Public License (GPL) Disclosure.....	17
14. End-User License Agreement (EULA).....	17
15. Federal Communications Commission (FCC) Statement.....	20

# **1. Introduction**

Thank you for purchasing Transcend's DrivePro Body 20 - an easy to operate wearable video camera that is tailor-made for police officers, security guards and other professionals to capture real time videos and photos of events. The Wi-Fi network allows live streaming to your smartphone.

Attached with the convenient 360° rotatable clip or Velcro to your uniform/jacket, the DrivePro Body 20 features a 160° Wide Angle Lens for the best field of view, and records videos in crystal clear Full HD 1080P (30 FPS) with a F2.8 aperture to ensure both the important details of your actions and those in the camera's field are clearly recorded. The handy snapshot function also allows you to take photos while recording. Transcend's DrivePro Body 20 has a built-in Li-Polymer battery that can record up to 3.5 hours and takes approximately 1.5 hours to be fully recharged.

The DrivePro Body 20 includes a built-in Transcend microSD MLC memory card, allowing you to record around 4 hours of Full HD footage without the need to purchase additional storage. In addition, the camera is rugged and IPX4 water resistant, providing extra protection and durability.

## **Features**

- Smooth and detailed Full HD 1080P recording at 30fps resolution.
- Handy snapshot button to take photos while recording (3 million pixels camera).
- F2.8 aperture with 160° wide angle lens.
- Built-in WiFi to allowing live streaming to your smartphone app and modifying function setting.
- Built-in Transcend microSD memory card.
- Hi-Speed USB 2.0 connector for easy computer connectivity and fast file transfers.
- Record videos in .MOV file format with 12Mbps high video bit rate.
- Meets U.S. military drop-test standards and IPX4 water resistant (non-submersible).
- 360° rotatable clip or Velcro attached for easy operation.
- Built-in microphone.
- Built-in 1530mAh Li-Polymer battery to record up to 3.5 hours of footage.

## **2. System Requirements**

System requirements for connecting the DrivePro Body 20 to a computer and for using the DrivePro Body 20 Toolbox:

A desktop or a laptop with a working USB port

- Windows® 7
- Windows® 8
- Windows® 8.1
- Windows® 10

## 3. Getting Started

### 3-1 Function Buttons



## 3-2 Charging the DrivePro Body 20

Before use, please ensure that the battery is fully charged. Charge the DrivePro Body 20 via the bundled USB 2.0 to 3.5mm DC power cable. A flashing orange LED light of the warning indicator is visible while charging; the orange LED light will be solid when fully charged.

To charge the DrivePro Body 20, you can either:

1. Connect the 3.5mm DC power cable to a wall outlet with the included adapter.
2. Connect the 3.5mm jack of the camera and the USB to a computer.



### WARNING:

1. The DrivePro Body 20 only supports FAT32 file format.
2. Do not use the 3.5mm DC power cable on other devices.

## 3-3 LED Indicator Table

Top View






LED	Status	Definition	
●	Flashing	Recording	Memory almost full
		Connected to computer	Transferring data
●	Flashing	Recording	Low Battery
		Connected to power/computer	Charging
	Solid		Battery full

Front View



LED	Status	Definition
●	Flashing	Recording
●	Flashing	Recording with Wi-Fi on


## 4. Recording Videos

To start recording, long press the  button; you will hear 1 beep, and the red LED light of the recording indicator will flash during recording. To activate Wi-Fi, long press the  button while recording, and the LED light will flash from red to blue. To stop recording, long press the  button again; you will hear 1 beep. The red LED light will then turn off. One video file is saved for every 3 minutes of recording.



Note: The DrivePro Body 20 stops recording when connected to the computer.

## 5. Taking Photos

To take photos while recording, simply press the  button.





## **6. Precautions**

■ Do not use or store the DrivePro Body 20 in the following places to prevent malfunction or deformation:

- In extremely hot, cold or humid places such as in a car parked in the sun
- Under direct sunlight or near a heater
- Near strong magnetic fields
- In sandy or dusty places

■ Care and storage of the DrivePro Body 20 lens

- Wipe the surface of the lens clean with a soft cloth in the following cases:
  - When there are fingerprints on the lens surface
  - When the lens is exposed to salty air such as at the seaside
- Store in a well-ventilated location subject to little dirt or dust
- To prevent mold, periodically clean the lens as described above

■ Cleaning

Clean the DrivePro Body 20 surface with a soft cloth slightly moistened with water, then wipe the surface with a dry cloth. Do not use any of the following as they may damage the finish or the casing:

- Chemical products such as thinner, benzine, alcohol, disposable cloths, insect repellent, sunscreen or insecticide, etc.
- Do not touch the camera with any of the above on your hand.
- Do not leave the camera in contact with rubber or vinyl for a long time.

■ Moisture condensation

- If the DrivePro Body 20 is brought directly from a cold to a warm place (or vice versa), moisture may condense inside or outside the camera. This moisture condensation may cause malfunction of the DrivePro Body 20.
- If moisture condensation occurs, turn off the DrivePro Body 20 and wait about 1 hour for the moisture to evaporate.

## 7. IPX4 Water Resistant

The camera body of the DrivePro Body 20 is IPX4 water resistant (not waterproof), offering protection against splashing water from any direction. However, it is not protected against pressurized water such as from a shower or tap.



**WARNING:** DrivePro Body 20 is not water resistant when connected to the power cable.

Failure caused from incorrect use is not covered by the limited warranty.

- Do not use the DrivePro Body 20 in water as it is not waterproof.
- Do not use the DrivePro Body 20 in high temperature and high humidity environments (i.e. saunas, steam and shower rooms).
- Do not use the DrivePro Body 20 for a long time in heavy rains to avoid the moisture from penetrating. Make sure the power cable and adapter are completely dry before charging.

## 8. Package Contents

The DrivePro Body 20 package includes the following items:

- DrivePro Body 20



- Adapter



- USB 2.0 to 3.5mm DC power cable



■ Velcro

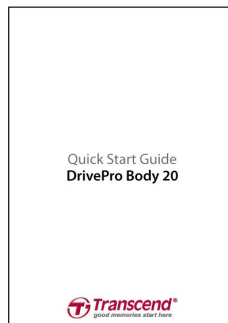


Note:


■ Clip & Velcro holders



■ Quick Start Guide



■ Warranty Card

 Transcend®

WARRANTY CARD



www.transcend.com

© 2011

## 9. Specifications

<b>Connect Interface</b>	USB 2.0
<b>Storage Capacity</b>	Built-in MLC-based microSD
<b>Dimensions</b>	88.4 mm (L) × 52.2 mm (W)× 19.4 mm (H) 3.48" (L) x 2.06" (W) x 0.76" (H)
<b>Weight</b>	88g 3.1 oz
<b>Battery</b>	Li-Polymer 1530mAh
<b>Power Supply</b>	Input: AC100V-240V, 50-60Hz, 0.4A Max Output: DC5V 2A
<b>Recording Life</b>	Up to 3.5 hours*
<b>Operating Temperature</b>	-20°C (-4°F) ~ 65°C (149°F) -20°C (-4°F) ~ 45°C(113°F)*
<b>Video Format</b>	H.264 (MOV: up to 1920x1080 30fps)
<b>Water Resistance</b>	IPX4
<b>Shock Resistance</b>	MIL-STD-810G 516.6-Transit Drop Test
<b>Lens</b>	F/2.8, 160° wide angle
<b>Resolution / Frame Rate</b>	Full HD (1920 x 1080) / 30fps
<b>Certification</b>	CE, FCC, BSMI
<b>Warranty</b>	2-Year Limited

\* Environmental conditions may increase or decrease specifications

\* The temperature should be -20°C (-4°F) ~ 45°C(113°F) when using adaptor to charge

## 10. Frequently Asked Questions

If you have any question or a problem occurs to your DrivePro Body 20, please first check the instructions listed below before sending your DrivePro for repair. If you cannot find any ideal solution to your question below, please consult your dealer, service center, or local Transcend branch office for further help. You can also visit Transcend website (<http://www.transcend-info.com/>) for more FAQs and Technical Support services ([http://www.transcend-info.com/Support/contact\\_form](http://www.transcend-info.com/Support/contact_form)).

■ **My computer operating system cannot detect my DrivePro Body 20**

**Please check the followings:**

1. Is your DrivePro Body 20 properly connected to the USB port? If not, unplug and connect it again. Make sure that both ends of the USB cables are properly connected as shown in the User's Manual.
2. Is your DrivePro Body 20 connected to the Mac keyboard? If yes, try to plug it in an available USB port on your Mac Desktop directly.
3. Is the computer's USB ports enabled? If not, refer to the user's manual of your computer (or motherboard) to enable them.

■ **None of the DrivePro Body 20 buttons are responding.**

Please press the Reset button on the bottom of the DrivePro Body 20 with a pointed object such as a paper clip.

■ **Is the DrivePro Body 20 shockproof and waterproof?**

The DrivePro is IPX4 water resistant and meets rigorous U.S. military drop-test standards\*.

\*Based on MIL-STD-810G 516.6-Transit Drop Test

## 11. Recycling and Environmental Protection



**Recycling the Product (WEEE):** Your product is designed and manufactured with high quality materials and components, which can be recycled and reused. When you see the crossed-out wheel bin symbol attached to a product, it means that the product is covered by the European Directive 2002/96/EC:

Never dispose of your product with other household waste. Please inform yourself about the local rules on the separate collection of electrical and electronic products. The correct disposal of your old product helps prevent potential negative consequences on the environment and human health.



**Battery Disposal:** Your product contains a built-in rechargeable battery covered by the European Directive 2006/66/EC, which cannot be disposed of with normal household waste. Please inform yourself about the local rules on separate collection of batteries. The correct disposal of batteries helps prevent potentially negative consequences on the environment and human health.

For products with non-exchangeable built in batteries: The removal of (or the attempt to remove) the battery invalidates the warranty. This procedure is only to be performed at the end of the product's life.

## **12. Two-year Limited Warranty**

This product is covered by a Two-year Limited Warranty. Should your product fail under normal use within two years from the original purchase date, Transcend will provide warranty service pursuant to the terms of the Transcend Warranty Policy. Proof of the original purchase date is required for warranty service. Transcend will inspect the product and in its sole discretion repair or replace it with a refurbished product or functional equivalent. Under special circumstances, Transcend may refund or credit the current value of the product at the time the warranty claim is made. The decision made by Transcend shall be final and binding upon you. Transcend may refuse to provide inspection, repair or replacement service for products that are out of warranty, and will charge fees if these services are provided for out-of-warranty products.

### **Limitations**

Any software or digital content included with this product in disc, downloadable, or preloaded form, is not covered under this Warranty. This Warranty does not apply to any Transcend product failure caused by any accident, abuse, mishandling or improper usage (including use contrary to the product description or instructions, outside the scope of the product's intended use, or for tooling or testing purposes), alteration, abnormal mechanical or environmental condition (including prolonged exposure to humidity), acts of nature, improper installation (including connection to incompatible equipment), or problems with electrical power (including undervoltage, overvoltage, or power supply instability). In addition, damage or alteration of warranty, quality or authenticity stickers, and/or product serial or electronic numbers, unauthorized repair or modification, or any physical damage to the product or evidence of opening or tampering with the product casing will also void this Warranty. This Warranty shall not apply to the transferees of Transcend products and/or anyone who stands to profit from this Warranty without Transcend's prior written authorization. This Warranty only applies to the product itself, and excludes integrated LCD panels, rechargeable batteries, and all product accessories (such as card adapters, cables, earphones, power adapters, and remote controls).

### **Transcend Warranty Policy**

Please visit [www.transcend-info.com/warranty](http://www.transcend-info.com/warranty) to view the Transcend Warranty Policy. By using the product, you agree that you accept the terms of the Transcend Warranty Policy, which may be amended from time to time.

### **Registro online**

Para agilizar el servicio de garantía, por favor registrar su producto de Transcend en [www.transcend-info.com/register](http://www.transcend-info.com/register) durante los 30 días siguientes a la fecha de compra.



**Transcend Information, Inc.**  
[www.transcend-info.com](http://www.transcend-info.com)

\*The Transcend logo is a registered trademark of Transcend Information, Inc.

\*The specifications mentioned above are subject to change without notice.

\*All logos and marks are trademarks of their respective companies.



## **13. GNU General Public License (GPL) Disclosure**

Firmware incorporated into this product and/or software used for this product may include third party copyrighted software licensed under the GPL (hereinafter referred to as "GPL Software"). In accordance with the GPL, if applicable: 1) the source code for the GPL Software may be downloaded at no charge or obtained on CD for a nominal charge by calling Customer Support within three years of the date of purchase; 2) you may copy, re-distribute and/or modify the GPL Software under the terms of the GNU General Public License as below or any later version, which may be obtained at <http://www.gnu.org/licenses/gpl.html>; 3) the GPL Software is distributed WITHOUT ANY WARRANTY, without even implied warranty of MERCHANTABILITY or FITNESS FOR A PARTICULAR PURPOSE. The entire risk as to the quality and performance of the GPL Software is with you. Transcend does not provide any support for the GPL software.

## **14. End-User License Agreement (EULA)**

### **Software license terms and conditions**

1. **Generally.** Transcend Information, Inc. ("Transcend") is willing to grant the following license to install or use the software and/or firmware ("Licensed Software") pursuant to this End-User License Agreement ("Agreement"), whether provided separately or associated with a Transcend product ("Product"), to the original purchaser of the Product upon or with which the Licensed Software was installed or associated as of the time of purchase ("Customer") only if Customer accepts all of the terms and conditions of this Agreement. PLEASE READ THESE TERMS CAREFULLY. USING THE SOFTWARE WILL CONSTITUTE CUSTOMER'S ACCEPTANCE OF THE TERMS AND CONDITIONS OF THIS AGREEMENT. IF YOU DO NOT AGREE TO THE TERMS AND CONDITIONS OF THIS AGREEMENT, DO NOT INSTALL OR USE THE LICENSED SOFTWARE.

2. **License Grant.** Transcend grants to Customer a personal, non-exclusive, non-transferable, non-distributable, non-assignable, non-sublicensable license to install and use the Licensed Software on the Product in accordance with the terms and conditions of this Agreement.

3. **Intellectual Property Rights.** As between Transcend and Customer, the copyright and all other intellectual property rights in the Licensed Software are the property of Transcend or its supplier(s) or licensor(s). Any rights not expressly granted in this License are reserved to Transcend.

4. **License Limitations.** Customer may not, and may not authorize or permit any third party to: (a) use the Licensed Software

for any purpose other than in connection with the Product or in a manner inconsistent with the design or documentations of the Licensed Software; (b) license, distribute, lease, rent, lend, transfer, assign or otherwise dispose of the Licensed Software or use the Licensed Software in any commercial hosted or service bureau environment; (c) reverse engineer, decompile, disassemble or attempt to discover the source code for or any trade secrets related to the Licensed Software, except and only to the extent that such activity is expressly permitted by applicable law notwithstanding this limitation; (d) adapt, modify, alter, translate or create any derivative works of the Licensed Software; (e) remove, alter or obscure any copyright notice or other proprietary rights notice on the Licensed Software or Product; or (f) circumvent or attempt to circumvent any methods employed by Transcend to control access to the components, features or functions of the Product or Licensed Software.

**5. Copying.** Customer may not copy the Licensed Software except that one copy of any separate software component of the Licensed Software may be made to the extent that such copying is necessary for Customer's own backup purposes.

**6. Open Source.** The Licensed Software may contain open source components licensed to Transcend pursuant to the license terms specified as below,

- (a) GNU General Public License (GPL), the terms of which is currently available at <http://www.gnu.org/licenses/gpl.html> ;
- (b) GNU Lesser General Public License (LGPL), the terms of which is currently available at <http://www.gnu.org/copyleft/lesser.html> ; and/or
- (c) Code Project Open License (CPL), the terms of which is currently available at <http://www.codeproject.com/info/cpl10.aspx>

The above license terms will control solely with respect to the open source components. In the event that this Agreement conflicts with the requirements of the above one or more terms with respect to the use of the corresponding open source components, Customer agrees to be bound by such one or more license terms.

**7. Disclaimer.** TRANSCEND MAKES NO WARRANTY AND REPRESENTATIONS ABOUT THE SUITABILITY, RELIABILITY, AVAILABILITY, TIMELINESS, LACK OF VIRUSES OR OTHER HARMFUL COMPONENTS AND ACCURACY OF THE INFORMATION, LICENSED SOFTWARE, PRODUCTS, SERVICES AND RELATED GRAPHICS CONTAINED WITHIN THE LICENSED SOFTWARE FOR ANY PURPOSE. ALL SUCH INFORMATION, LICENSED SOFTWARE, PRODUCTS, SERVICES AND RELATED GRAPHICS ARE PROVIDED "AS IS" WITHOUT WARRANTY OF ANY KIND. TRANSCEND HEREBY DISCLAIMS ALL WARRANTIES AND CONDITIONS WITH REGARD TO THIS INFORMATION, LICENSED SOFTWARE, PRODUCTS, SERVICES AND RELATED GRAPHICS, INCLUDING ALL IMPLIED WARRANTIES AND CONDITIONS OF MERCHANTABILITY, FITNESS FOR A PARTICULAR PURPOSE, WORKMANLIKE EFFORT, TITLE, AND NON-INFRINGEMENT.

IN NO EVENT SHALL TRANSCEND BE LIABLE FOR ANY DIRECT, INDIRECT, PUNITIVE, INCIDENTAL, SPECIAL, CONSEQUENTIAL DAMAGES OR ANY DAMAGES WHATSOEVER INCLUDING, WITHOUT LIMITATION, DAMAGES FOR LOSS OF USE, DATA OR PROFITS, ARISING OUT OF OR IN ANY WAY CONNECTION WITH THE USE, PERFORMANCE OR ACCURACY OF THE LICENSED SOFTWARE OR WITH THE DELAY OR INABILITY TO USE THE LICENSED SOFTWARE, OR THE PRODUCT WITH WHICH THE LICENSED SOFTWARE IS ASSOCIATED, WHETHER BASED ON CONTRACT, TORT, NEGLIGENCE, STRICT LIABILITY OR OTHERWISE, EVEN IF TRANSCEND HAS BEEN ADVISED OF THE POSSIBILITY OF SUCH DAMAGES.

**8. Limitation of Liability.** IN ANY CASE, TRANSCEND 'S LIABILITY ARISING OUT OF OR IN CONNECTION WITH THIS AGREEMENT WILL BE LIMITED TO THE TOTAL AMOUNT ACTUALLY AND ORIGINALLY PAID AT RETAIL BY CUSTOMER FOR THE PRODUCT. The foregoing Disclaimer and Limitation of Liability will apply to the maximum extent permitted by applicable law. Some jurisdictions do not allow the exclusion or limitation of incidental or consequential damages, so the exclusions and limitations set forth above may not apply.

**9. Termination.** Transcend may, in addition to any other remedies available to Transcend, terminate this Agreement immediately if Customer breaches any of its obligations under this Agreement.

**10. Miscellaneous.** (a) This Agreement constitutes the entire agreement between Transcend and Customer concerning the subject matter hereof, and it may only be modified by a written amendment signed by an authorized executive of Transcend. (b) Except to the extent applicable law, if any, provides otherwise, this Agreement will be governed by the law of the Republic of China, excluding its conflict of law provisions. (c) If any part of this Agreement is held invalid or unenforceable, and the remaining portions will remain in full force and effect. (d) A waiver by either party of any term or condition of this Agreement or any breach thereof, in any one instance, will not waive such term or condition or any subsequent breach thereof. (e) Transcend may assign its rights under this Agreement without condition. (f) This Agreement will be binding upon and will inure to the benefit of the parties, their successors and permitted assigns.

## **15. Federal Communications Commission (FCC)**

### **Statement**

This device complies with Part 15 FCC Rules. Operation is subject to the following two conditions: (1) This device may not cause harmful interference. (2) This device must accept any interference received including interference that may cause undesired operation.

This Equipment has been tested and found to comply with the limits for a Class B digital device, pursuant to Part 15 of the FCC rules. These limits are designed to provide reasonable protection against harmful interference in a residential installation. This equipment generates, uses and can radiate radio frequency energy and, if not installed and used in accordance with the instructions, may cause harmful interference to radio communications. However, there is no guarantee that interference will not occur in a particular installation. If this equipment does cause harmful interference to radio or television reception, which can be determined by turning the equipment off and on, the user is encouraged to try to correct the interference by one or more of the following measures:

- Reorient or relocate the receiving antenna.
- Increase the separation between the equipment and receiver.
- Connect the equipment into an outlet on a circuit different from that to which the receiver is connected.
- Consult the dealer or an experienced radio/TV technician for help.

This equipment complies with FCC RF radiation exposure limits set forth for an uncontrolled environment for body-worn configuration in direct contact to the phantom.

This device complies with FCC radiation exposure limits set forth for an uncontrolled environment.

### **RF Exposure Information (SAR)**

This device meets the government's requirements for exposure to radio waves. This device is designed and manufactured not to exceed the emission limits for exposure to radio frequency (RF) energy set by the Federal Communications Commission of the U.S. Government.

The exposure standard for wireless devices employing a unit of measurement is known as the Specific Absorption Rate, or SAR. The SAR limit set by the FCC is 1.6W/kg.

The FCC has granted an Equipment Authorization for this device with all reported SAR levels evaluated as in compliance with the FCC RF exposure guidelines. SAR information on this device is on file with the FCC and can be found under the Display Grant section of [www.fcc.gov/oet/ea/fccid](http://www.fcc.gov/oet/ea/fccid) after searching on FCC ID: A4Z-DPB20.

\* Any changes or modifications not expressly approved by the party responsible for compliance could void the authority to operate equipment.

\* This device and its antenna must not be co-located or operating in conjunction with any other antenna or transmitter.