

ICONS

OPERATION

<p> </p> <p>○</p>	<p>Power On Motor</p> <p>On</p> <p>Off</p> <p>WARNING! Target arm may rotate to home position once powered on</p>
<p>●</p> <p>○</p>	<p>Power On Remote Controller</p> <p>On</p> <p>Off</p>
<p>≡</p> <p>1x ≡</p> <p>2x ≡</p> <p>3x ≡</p>	<p>Select Mode</p> <p>Manual: Have a friend control the target</p> <p>Unholstered: Gun safely out and ready</p> <p>Holster: Gun safely in holster</p>
<p>1x ≡</p> <p>< ></p> <p>2x <> 180°</p>	<p>Manual Mode</p> <p>Manually turn target: Left, Home, Right</p> <p>2x tap Left/Right for a 180° rotation</p>
<p>2x ≡ ⌚</p> <p>⌚</p> <p>1x ⌚ 1.5s</p> <p>2x ⌚ 3s</p> <p>3x ⌚ 5s</p>	<p>Unholstered Mode (Quick Automated Time)</p> <p>Toggle clock to select timer</p> <p>1 Click - 1.5 sec Target Presentation</p> <p>2 Clicks - 3 sec Target Presentation</p> <p>3 Clicks - 5 sec Target Presentation</p>
<p>3x ≡ ⌚</p> <p>⌚</p> <p>1x ⌚ 1.5s</p> <p>2x ⌚ 3s</p> <p>3x ⌚ 5s</p>	<p>Holster Mode (Automated Time)</p> <p>Toggle clock to select timer</p> <p>1 Click - 1.5 sec Target Presentation</p> <p>2 Clicks - 3 sec Target Presentation</p> <p>3 Clicks - 5 sec Target Presentation</p>

PIVOTAL TRAINER ASSEMBLY

- Attach long beams to Y brackets (H, L to I)
- Attach sleeve brackets to vertical long beams (G to H)
- Attach vertical short beams to sleeve brackets (D to G)
- Attach 90° brackets to the top horizontal long beam, then mount to vertical short beams from previous step. **The top long beam is marked with holes in the middle** (A to B, AB to D)
- Align the motor/universal mounting bracket and ballistic shield on top of the horizontal long beam. Tighten them all together with screws (C to B)
- Thread the target armature through the motor housing (E to C)
- Mount 2 clamps to the target armature - Tighten with zip ties. Ideal mount: 3rd hole to the outside (F to E)
- Attach the paper targets to the clamps. Arrange the targets so that "Shoot" and "Don't Shoot" are facing opposite directions. Adhere targets to cardboard for best results (N, O)
- Take the third clamp and thread the nylon rope through and tie off. Slip knot recommended (J)
- Attach the clamp to the bottom center of the paper target. Tie the excess nylon rope to bottom horizontal beam (K to J)
- Stake the legs if needed (M)

REMOTE CONTROLLER

- Install 4 AA Batteries - Not included

MOTOR

- Built-in rechargeable battery
- Use power adapter to recharge


CUSTOMER SERVICE

- Call toll free: 800-603-4127
- Email us at: info@triumph-systems.com

REMOTE CONTROLLER




THREAT



HOME



NO THREAT



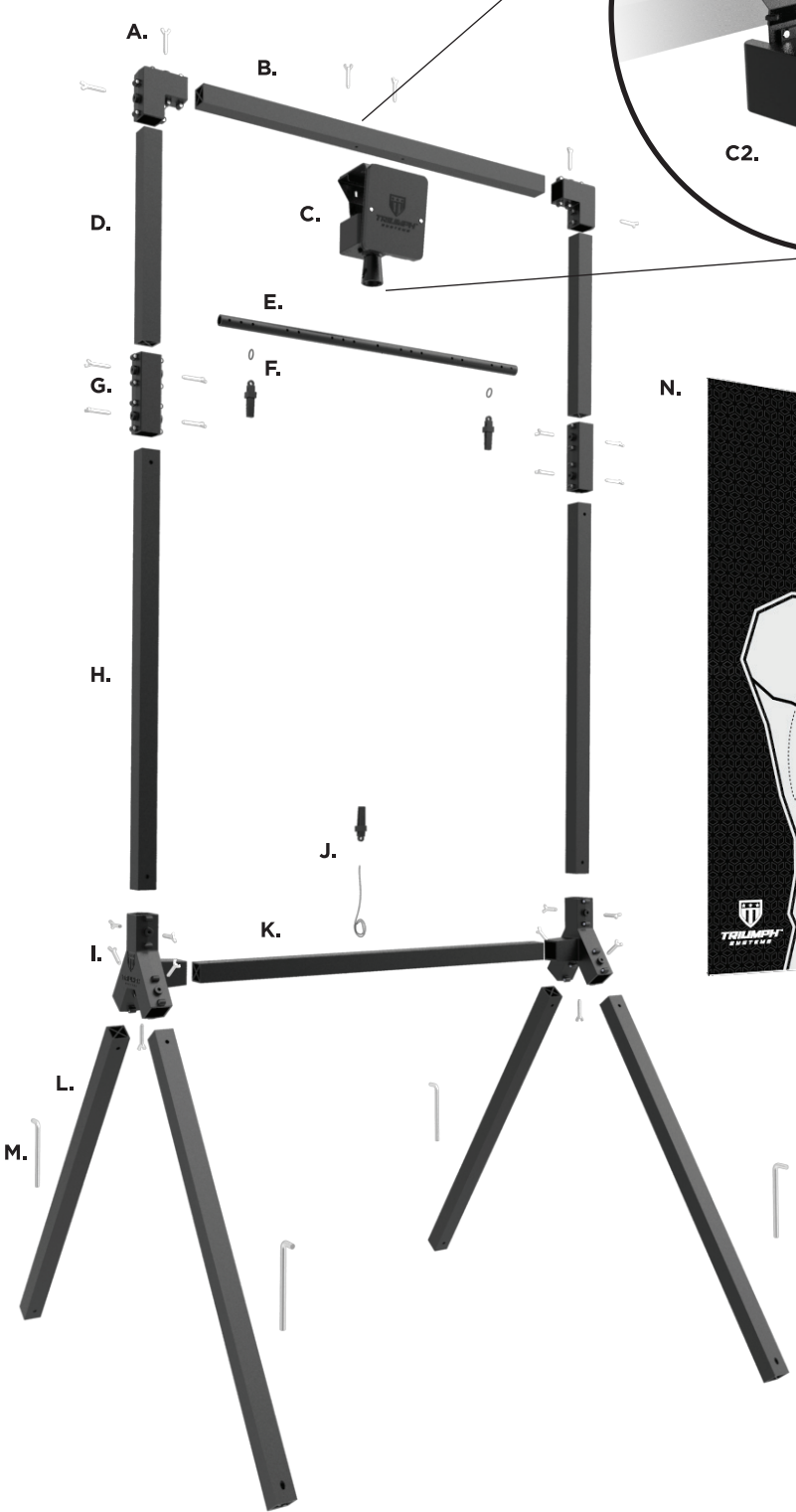
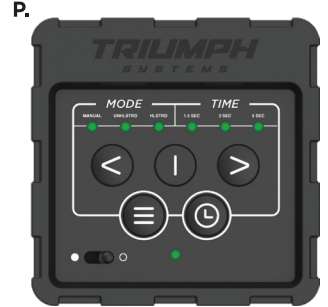
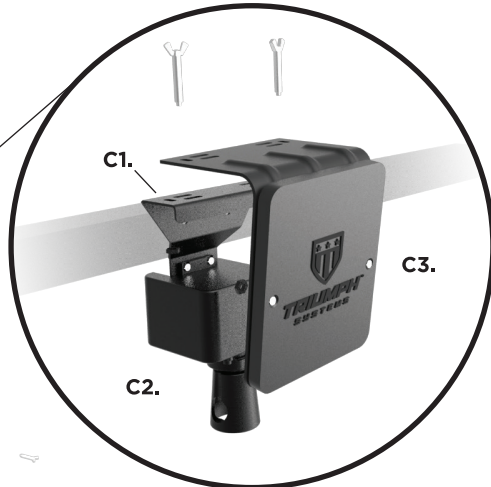


PART LIST

- A. 90° Brackets (2)
- B. Top Horizontal Long Beam
- C1. Universal Mounting Bracket (1)
- C2. Motor (1)
- C3. Ballistic Shield (1)
- D. Vertical Short Beams (2)
- E. Target Armature (1)
- F. Top Target Clamps (2), Zip Ties (2)
- G. Sleeve Brackets (2)
- H. Vertical Long Beams (2)
- I. Y Brackets (2)
- J. Bottom Target Clamp (1), 24" Nylon Rope (1)
- K. Top Horizontal Long Beam (1)
- L. Base Long Beams (4)
- M. Stakes (4)
- N. Threat Target (1)
- O. No Threat Target (1)
- P. Remote Controller (1)
- Q. Power Adapter (1)
*Not shown



**PIVOTAL
TRAINER™**
MOBILE TURNING TARGET SYSTEM



WARNING! FRAGILE
Handling by target armature (E) can damage the motor.
Handle only by the universal mounting bracket (C1).



Dear Customer,

Thank you for choosing Triumph Systems. We are confident that the Triumph Systems products you have chosen will provide the enjoyment you expected - and when you consider investing in training equipment in the future, you will again choose Triumph Systems. Please take a moment to subscribe to the Triumph Systems email list. Located on the website at www.Triumph-Systems.com. This will enable us to keep you posted on our latest advancements, and will help us gain a firm understanding of our customers, enabling us to build products that meet customer needs and expectations.

Thank you again for choosing Triumph Systems equipment!

REGISTRATION

Congratulations with the purchase of your new Triumph Systems product. We have done our utmost to make your experience the best one possible. If you have any questions when setting up your Triumph Systems product and would like some helpful hints, we recommend that you visit our website at www.Triumph-Systems.com. There you will find relevant information. If you cannot find the information you are looking for, please contact the vendor that sold the product to you or contact Triumph Systems customer support by electronic mail or phone. The contact information is available on the Triumph Systems website. We recommend that you register for our email list (are we renaming this?) which will allow us to inform you about current product updates, possible new offers and our most recent innovations. Registration is easy; just follow the instructions on the Triumph Systems website.

WARNINGS

NOTE: This limited warranty does not apply to consumers in the European Economic Area (EEA) member states and the Russian Federation as they are protected by local consumer law and benefit from local statutory warranties.

LIMITED WARRANTY

This limited warranty (the "Limited Warranty") protects only the original end-user ("you" and "your"), and is not transferable and is applicable only in the country (excluding EEA member states and Russian Federation) in which you originally purchased your TRIUMPH SYSTEMS product (the "Product"). Any attempt to transfer this warranty shall immediately make this warranty void.

Triumph Systems is the manufacturer and through its local subsidiary, warrants to you that the product (including components provided with the product) will be free from defects in workmanship and materials for a period of ONE year from the date of retail purchase by you ("the Warranty Period"). During the Warranty Period, the product (including components), will be repaired or replaced at Triumph Systems option, without charge for either parts or labor OR at Triumph Systems sole option, the price of the product may be refunded, subject to depreciation based on your purchase price for the product pro-rated over the remaining balance of the Warranty Period. Any warranty service or replacement of parts will not extend the Warranty Period.

This Limited Warranty does not cover defects which are a result of: (1) damage caused by accident, unreasonable use or neglect (including the lack of reasonable and necessary maintenance); (2) damage during shipment (claims must be presented to the carrier); (3) damage to, or deterioration of, any accessory or decorative surface; (4) damage resulting from failure to follow instructions contained in your owner's manual; (5) damage resulting from the performance of repairs by someone other than an authorized Triumph Systems service center; (6) deterioration of component parts, the nature of which is to become worn or depleted with use, such as batteries and rope. **ADD DO NOT LEAVE OUT IN THE RAIN...**The pivotal trainer is not waterproof. Do not use in rainy conditions. Do not leave the pivotal trainer outside, as humidity can damage the electronics.

Furthermore, this Limited Warranty covers only actual defects within the product itself, and does not cover the cost of installation or removal from a fixed installation, setup or adjustments, claims based on misrepresentation by the seller, performance variations resulting from installation, any unit on which the serial number has been effaced, modified or removed, or units used for other than personal use. This Limited Warranty is valid only for Triumph Systems products purchased from an authorized dealer.

Except to the extent expressly prohibited in your jurisdiction by applicable law, all implied warranties, including fitness for a particular purpose and merchantability are hereby excluded and in no event shall Triumph Systems or any Triumph Systems subsidiary be liable for any indirect, direct, incidental, special or consequential loss or damages whatsoever (including, without limitation, other pecuniary loss) arising out of the use of or inability to use the product, even if Triumph Systems and/or a Triumph Systems subsidiary have been advised of the possibility of such damages. To any extent that Triumph Systems cannot lawfully disclaim implied warranties under this Limited Warranty, all such implied warranties are limited in duration to the duration of this warranty. Some jurisdictions do not allow the exclusion or limitation of incidental or consequential damages or exclusions or limitations on the duration of implied warranties or conditions, so the above limitation or exclusions may not apply to you. This warranty gives you specific legal rights, and you may also have other rights that vary by jurisdiction.

HOW TO OBTAIN WARRANTY SERVICE

Contact the dealer who sold you this product, or contact Triumph Systems customer support using the contact information on the website for your product request warranty service. To validate your right to this Limited Warranty, you must provide the original sales invoice or other proof of ownership and date of purchase. Do not return your product without prior authorization from the corresponding dealer or Triumph Systems. An authorized dealer or service center must carry out warranty repair of the Triumph Systems product. Unauthorized warranty repair will void the warranty and is performed at your sole risk.

WHO PAYS FOR WHAT

This Limited Warranty covers all expenses for labor and materials required for the repair OR replacement of the product that is found to be defective, and a reasonable return shipping charge within the country of repair (again not sure if relevant). Please be sure to save the original shipping carton(s), because a charge will be made for additional cartons/packaging. You will be charged for the cost of examining a unit that is not in need of repair (including resulting shipping costs), or for necessary repairs not covered by this Limited Warranty. We sincerely thank you for your expression of confidence in Triumph Systems. We wish you many years of safe training.

ADDITIONAL WARNINGS!

When powering-on the motor housing, quickly stand clear from the stand until the target has hit the home position to avoid injury. If the ballistic shield has been damaged or hit, it must be replaced before the next use. Always wear eye protection. Always wear ear protection. This product is not for human or animal consumption. The producer and distributor are not liable for misuse. Always comply with local, state, and federal laws. Triumph Systems, 1501 Locust Ave Ste. A, Saint Louis, MO 63103. Triumph Systems. All rights reserved. Triumph Systems is registered in the United States.

LIMITATIONS

Do not drop the motor housing, it is fragile. Please exercise caution. The pivotal trainer is not waterproof. Do not use in rainy conditions. Do not leave the pivotal trainer outside, as humidity can damage the electronics. Do not use the pivotal trainer if you are experiencing high winds. Do not use the pivotal trainer over greater distances than 30 meters (max remote reach is 98 feet).

INFORMATION ON DISPOSAL FOR USERS OF WASTE ELECTRICAL & ELECTRONIC EQUIPMENT

(Insert logo) This symbol on the products and/or accompanying documents means that used electrical and electronic products should not be mixed with general household waste. For proper treatment, recovery and recycling, please take these products to designated collection points, where they will be accepted on a free of charge basis. Alternatively, in some countries you may be able to return your products to your local retailer upon the purchase of an equivalent new product (not sure if this is relevant). Disposing of this product correctly will help to save valuable resources and prevent any potential negative effects on human health and the environment, which could otherwise arise from inappropriate waste handling. Please contact your local authority for further details of your nearest designated collection point. Penalties may be applicable for incorrect disposal of this waste, in accordance with national legislation.

INFORMATION ON DISPOSAL IN OTHER COUNTRIES OUTSIDE THE EUROPEAN UNION

This symbol is only valid in the European Union. If you want to discard this product, please contact your local authorities or dealer and ask for the correct method of disposal.

FCC WARNING

This device complies with Part 15 of the FCC Rules. Operation is subject to the following two conditions:

- (1) This device may not cause harmful interference, and
- (2) this device must accept any interference received, including interference that may cause undesired operation.

NOTE 1: Any changes or modifications to this unit not expressly approved by the party responsible for compliance could void the user's authority to operate the equipment.