








On each key press, the keypad will beep and the Green LED will blink. When a correct sequence is keyed in, the keypad will chirp and flash the green LED.

Arming or Disarming the Intruder monitoring feature	
To arm both zones 1 and 2, enter your 4 digit Security PIN and then press	
To arm Zone 1 only (partial arm), enter your 4 digit Security PIN and then press	
To disarm the feature, enter your 4 digit Security PIN and then press	

Panic Alarm	
To activate a Panic or Bogus caller alarm, press and hold the "SOS" button for 2 seconds.	

Indicating Caregiver arrived	
To indicate Caregiver Arrived, the caregiver should enter the 4 digit caregiver PIN and then press	

Assigning a new PIN A new keypad will have the following default PIN numbers: Security PIN '0000' Caregiver PIN '0000'	
To assign a new Security PIN, press and hold "S". Press 1 then enter your existing 4 digit PIN. Enter a new 4 digit PIN then release "S" after the keypad beeps	
To assign a Caregiver PIN, press and hold "S". Press 2 then enter the existing 4 digit PIN. Enter a new 4 digit PIN then release "S" after the keypad beeps	

Cleaning and maintenance

Dust the Keypad with a soft cloth which can be moistened with a gentle detergent if required. Ensure no moisture goes behind the keypad.

Battery Information

Typical battery life is 5 years. Your keypad will self report a low battery condition to your monitoring service.

The replacement battery type is a 3 volt Lithium battery, number CR123A. The battery and fitting instructions can be obtained from your monitoring service.

FCC Notice

Wireless Keypad (Part Number 41004/26)

FCCID: G2X-4100426

This device complies with Part 15 of the FCC Rules

Operation is subject to the following two conditions:

- (1) This device may not cause harmful interference, and
- (2) This device must accept any interference received, including interference that may cause undesired operation.

Warning: Changes or modifications to this unit not expressly approved by the party responsible for compliance could void the user's authority to operate the equipment

Supplier Contact: