


WT5500

Installation Instructions

English



WARNING: Please refer to the System Installation Manual for information on limitations regarding product use and function, and information on the limitations as to liability of the manufacturer.

NOTE: These instructions are to be used in conjunction with the appropriate Control Panel Installation Manual, with which this equipment is intended to be used.

DSC®



PowerSeries™

SECURITY SYSTEM



29007335R001

English Installation Instructions

The WT5500 keypad can be used on security systems with up to 64 zones. The WT5500 keypad is compatible with the SI9155 system.

Specifications

- Temperature range: -6°C to +54°C (22°F to 140°F), Temperature range for UL/ULC: 0°C to +49°C (32°F to 120°F)
- Humidity (MAX): 93%RH.
- Plastic enclosure protection degree: IP30, IK04
- Transformer voltage: 4.5V @ 0.5A
- Battery: 3V
- WT5500 Current draw: 50mA (standby)/125mA (maximum)
- Wall mount tamper
- 5 programmable function keys
- Ready (Green LED), Armed (Red LED), Trouble (Yellow LED), AC (Green LED)
- Frequency: 433.92MHz (WT5500-433 only)
- Frequency: 868.35MHz (WT5500-868 only)

Unpacking

The WT5500 keypad package is available in five distinct configurations, Standard, Proximity, Complete, Desk Stand, and Proximity Tags Only. The contents of each are described below.

WT5500 - STANDARD

- 1 WT5500 keypad
- 1 WT5500BRK wall bracket
- 1 Installation manual
- 1 Inner door sticker
- 4 AA batteries
- 1 Hardware pack

WT5500P - PROXIMITY

- 1 WT5500P keypad
- 1 WT5500BRK wall bracket
- 1 Installation manual
- 1 Inner door sticker
- 4 AA batteries
- 1 Hardware pack
- 1 PT4 (433MHz proximity tag) or PT8 (868MHz proximity tag)

WT5500D - COMPLETE

- 1 WT5500 keypad
- 1 WT5500X AC transformer
- 1 WT5500DMK desk stand
- 1 WT5500BRK wall bracket
- 1 Installation manual
- 1 Inner door sticker
- 4 AA batteries
- 1 Hardware pack

WT5500DMK - DESK STAND

- 1 WT5500DMK keypad
- 1 WT5500X AC transformer
- 1 Installation manual
- 1 Hardware pack

PROXIMITY TAGS ONLY

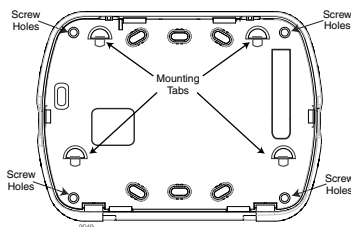
- 1 PT4 (433MHz proximity tag) or PT8 (868MHz proximity tag)
- 1 Installation manual

Mounting

You should mount the keypad where it is accessible from designated points of entry and exit. Once you have selected a dry and secure location, perform the following steps to mount the keypad.

Mounting Plate

1. Locate the screw holes (4) at each corner of the mounting plate.



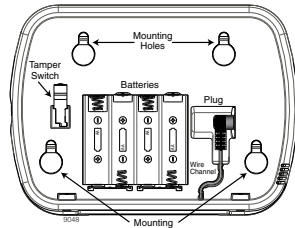
2. With the smooth face of the mounting plate facing up, use the four screws provided to affix the mounting plate to the wall.
3. Align the four mounting slots in the WT5500 housing with the four mounting tabs protruding from the mounting plate.
4. Slide the unit into place.
5. Firmly but carefully snap the unit down onto the mounting plate.

Desk Stand

1. Place the desk stand on a secure, uncluttered surface.
2. Align the four mounting slots in the WT5500 housing with the four mounting tabs protruding from the desk stand.
3. Slide the unit into place.
4. Firmly but carefully snap the unit down onto the desk stand.

Apply Battery Power

1. Slide the unit up and out from the mounting plate. The bay for the four AA batteries is open and clearly visible at the back of the unit.



2. Insert the batteries as directed on the unit.
3. Replace the unit on the mounting plate.

Apply AC Power

1. Slide the unit up and out from the mounting plate.
2. Locate the AC adaptor jack at the back of the unit housing.
3. Place the AC adaptor plug in the housing indentation, perpendicular to the unit. Insert the adaptor plug firmly into the jack.
4. Pivot the adaptor plug downwards so that it fits flush with the housing. Guide the AC wire along the channel provided in the unit housing; the wire should finally extend through the bottom of the housing.
5. Replace the unit on the mounting plate.
6. Plug the AC adaptor into a wall outlet.

Programming the Keypad

There are several programming options available for the keypad. These are described below. Programming the keypad is similar to programming the rest of the system. To turn an option on or off, press the number corresponding to the option on the number pad. The numbers of the options that are currently turned on will be displayed along the top of the LCD. For information on programming the rest of your security system, please refer to your system's Installation Manual.

Broadcasting LCD Labels

All LCD programming is done using the keypad. If more than one LCD keypad is present on the system, labels programmed at one keypad can be broadcast to all other LCD keypads. Perform the following procedure in order to broadcast labels:

1. Program one LCD keypad completely.

2. Enter keypad programming by pressing * > 8 > *Installer Code* > *.
3. Enter Section 998 at the keypad that was programmed. The keypad will now broadcast the label programming to the PC9155. The PC9155 will then program the labels in others WT5500 keypads that have been enrolled by way of the RF link.

NOTE: This operation may take several minutes.

4. When the keypad is finished press the # key to exit.

NOTE: Label broadcast from this keypad is only compatible with other WT5500 keypads.

Language Programming

Hold the (<>) keys for 2 seconds to enter language programming. Scroll to the desired language and press * to select.

NOTE: If Section 077, Option 4 is turned off, language programming can only be performed while in installers programming.

Enrolling the Keypad

The WT5500 must be configured in tandem with the PC9155 in order for the system to function as desired.

1. Turn on the PC9155 unit. The panel will be alert to any keypad enrollment activity for a period of two minutes. Note that the unit's Ready and AC LEDs will be activated for this two-minute period.
2. A WT5500 must be turned on during this two-minute period for it to be assigned to the PC9155.
3. Simultaneously press and hold the * and # keys; by doing so you force the keypad to broadcast its ESN (electronic security number). The keypad will intermittently flash its Ready and AC LEDs (one second on, one second off). This indicates that the keypad is in enrollment mode.
4. When the keypad has been successfully enrolled - this should take less than 30 seconds - on the system, the message 'Enrollment Successful' will be displayed on the keypad LCD for five seconds. The Ready and AC LEDs will return to their ready state.

Any additional keypads to be added to this system can be enrolled in the same manner as described above. The system will add each keypad to the next available slot, and this slot number will be displayed on the keypad's LCD display once the keypad has been successfully enrolled.

Programming Labels

1. Use this section to assign a meaningful name (e.g. Front Door, Hallway, etc) to each zone.
2. Enter keypad programming by pressing * > 8 > *Installer Code* > *. Enter the 3-digit section number for the label to be programmed.
3. Use the arrow keys (<>) to move the cursor underneath the letter to be changed.
4. Press the number keys 1 through 9, corresponding to the letter you require. For example, pressing number key 2 once will display the letter D; pressing it again will display the letter E; pressing it a third time will display the letter F, and so on.

[1] - A, B, C, 1 [4] - J, K, L, 4 [7] - S, T, U, 7 [0] - Space

[2] - D, E, F, 2 [5] - M, N, O, 5 [8] - V, W, X, 8

[3] - G, H, I, 3 [6] - P, Q, R, 6 [9] - Y, Z, 9, 0

5. When the required letter or number is displayed use the arrow keys (<>) to scroll to the next letter.

6. When you are finished programming the Zone Label, press Q. Scroll to 'Save' and press Q again.

7. Repeat Steps 2 through 5 until all Labels are programmed.

ASCII Characters

002	#	003	041	044	047	050	053	056	059	062	065	068	071	074	077	080	083	086	089	092	095	098	101	104	107	110	113	116	119	122	125	128	131	134	137	140	143	146	149	152	155	158	161	164	167	170	173	176	179	182	185	188	191	194	197	200	203	206	209	212	215	218	221	224	227	230	233	236	239	242	245	248	251	254	257	260	263	266	269	272	275	278	281	284	287	290	293	296	299	302	305	308	311	314	317	320	323	326	329	332	335	338	341	344	347	350	353	356	359	362	365	368	371	374	377	380	383	386	389	392	395	398	401	404	407	410	413	416	419	422	425	428	431	434	437	440	443	446	449	452	455	458	461	464	467	470	473	476	479	482	485	488	491	494	497	500	503	506	509	512	515	518	521	524	527	530	533	536	539	542	545	548	551	554	557	560	563	566	569	572	575	578	581	584	587	590	593	596	599	602	605	608	611	614	617	620	623	626	629	632	635	638	641	644	647	650	653	656	659	662	665	668	671	674	677	680	683	686	689	692	695	698	701	704	707	710	713	716	719	722	725	728	731	734	737	740	743	746	749	752	755	758	761	764	767	770	773	776	779	782	785	788	791	794	797	800	803	806	809	812	815	818	821	824	827	830	833	836	839	842	845	848	851	854	857	860	863	866	869	872	875	878	881	884	887	890	893	896	899	902	905	908	911	914	917	920	923	926	929	932	935	938	941	944	947	950	953	956	959	962	965	968	971	974	977	980	983	986	989	992	995	998	1001	1004	1007	1010	1013	1016	1019	1022	1025	1028	1031	1034	1037	1040	1043	1046	1049	1052	1055	1058	1061	1064	1067	1070	1073	1076	1079	1082	1085	1088	1091	1094	1097	1100	1103	1106	1109	1112	1115	1118	1121	1124	1127	1130	1133	1136	1139	1142	1145	1148	1151	1154	1157	1160	1163	1166	1169	1172	1175	1178	1181	1184	1187	1190	1193	1196	1199	1202	1205	1208	1211	1214	1217	1220	1223	1226	1229	1232	1235	1238	1241	1244	1247	1250	1253	1256	1259	1262	1265	1268	1271	1274	1277	1280	1283	1286	1289	1292	1295	1298	1301	1304	1307	1310	1313	1316	1319	1322	1325	1328	1331	1334	1337	1340	1343	1346	1349	1352	1355	1358	1361	1364	1367	1370	1373	1376	1379	1382	1385	1388	1391	1394	1397	1400	1403	1406	1409	1412	1415	1418	1421	1424	1427	1430	1433	1436	1439	1442	1445	1448	1451	1454	1457	1460	1463	1466	1469	1472	1475	1478	1481	1484	1487	1490	1493	1496	1499	1502	1505	1508	1511	1514	1517	1520	1523	1526	1529	1532	1535	1538	1541	1544	1547	1550	1553	1556	1559	1562	1565	1568	1571	1574	1577	1580	1583	1586	1589	1592	1595	1598	1601	1604	1607	1610	1613	1616	1619	1622	1625	1628	1631	1634	1637	1640	1643	1646	1649	1652	1655	1658	1661	1664	1667	1670	1673	1676	1679	1682	1685	1688	1691	1694	1697	1700	1703	1706	1709	1712	1715	1718	1721	1724	1727	1730	1733	1736	1739	1742	1745	1748	1751	1754	1757	1760	1763	1766	1769	1772	1775	1778	1781	1784	1787	1790	1793	1796	1799	1802	1805	1808	1811	1814	1817	1820	1823	1826	1829	1832	1835	1838	1841	1844	1847	1850	1853	1856	1859	1862	1865	1868	1871	1874	1877	1880	1883	1886	1889	1892	1895	1898	1901	1904	1907	1910	1913	1916	1919	1922	1925	1928	1931	1934	1937	1940	1943	1946	1949	1952	1955	1958	1961	1964	1967	1970	1973	1976	1979	1982	1985	1988	1991	1994	1997	2000	2003	2006	2009	2012	2015	2018	2021	2024	2027	2030	2033	2036	2039	2042	2045	2048	2051	2054	2057	2060	2063	2066	2069	2072	2075	2078	2081	2084	2087	2090	2093	2096	2099	2102	2105	2108	2111	2114	2117	2120	2123	2126	2129	2132	2135	2138	2141	2144	2147	2150	2153	2156	2159	2162	2165	2168	2171	2174	2177	2180	2183	2186	2189	2192	2195	2198	2201	2204	2207	2210	2213	2216	2219	2222	2225	2228	2231	2234	2237	2240	2243	2246	2249	2252	2255	2258	2261	2264	2267	2270	2273	2276	2279	2282	2285	2288	2291	2294	2297	2300	2303	2306	2309	2312	2315	2318	2321	2324	2327	2330	2333	2336	2339	2342	2345	2348	2351	2354	2357	2360	2363	2366	2369	2372	2375	2378	2381	2384	2387	2390	2393	2396	2399	2402	2405	2408	2411	2414	2417	2420	2423	2426	2429	2432	2435	2438	2441	2444	2447	2450	2453	2456	2459	2462	2465	2468	2471	2474	2477	2480	2483	2486	2489	2492	2495	2498	2501	2504	2507	2510	2513	2516	2519	2522	2525	2528	2531	2534	2537	2540	2543	2546	2549	2552	2555	2558	2561	2564	2567	2570	2573	2576	2579	2582	2585	2588	2591	2594	2597	2600	2603	2606	2609	2612	2615	2618	2621	2624	2627	2630	2633	2636	2639	2642	2645	2648	2651	2654	2657	2660	2663	2666	2669	2672	2675	2678	2681	2684	2687	2690	2693	2696	2699	2702	2705	2708	2711	2714	2717	2720	2723	2726	2729	2732	2735	2738	2741	2744	2747	2750	2753	2756	2759	2762	2765	2768	2771	2774	2777	2780	2783	2786	2789	2792	2795	2798	2801	2804	2807	2810	2813	2816	2819	2822	2825	2828	2831	2834	2837	2840	2843	2846	2849	2852	2855	2858	2861	2864	2867	2870	2873	2876	2879	2882	2885	2888	2891	2894	2897	2900	2903	2906	2909	2912	2915	2918	2921	2924	2927	2930	2933	2936	2939	2942	2945	2948	2951	2954	2957	2960	2963	2966	2969	2972	2975	2978	2981	2984	2987	2990	2993	2996	2999	3002	3005	3008	3011	3014	3017	3020	3023	3026	3029	3032	3035	3038	3041	3044	3047	3050	3053	3056	3059	3062	3065	3068	3071	3074	3077	3080	3083	3086	3089	3092	3095	3098	3101	3104	3107	3110	3113	3116	3119	3122	3125	3128	3131	3134	3137	3140	3143	3146	3149	3152	3155	3158	3161	3164	3167	3170	3173	3176	3179	3182	3185	3188	3191	3194	3197	3200	3203	3206	3209	3212	3215	3218	3221	3224	3227	3230	3233	3236	3239	3242	3245	3248	3251	3254	3257	3260	3263	3266	3269	3272	3275	3278	3281	3284	3287	3290	3293	3296	3299	3302	3305	3308	3311	3314	3317	3320	3323	3326	3329	3332	3335	3338	3341	3344	3347	3350	3353	3356	3359	3362	3365	3368	3371	3374	3377	3380	3383	3386	3389	3392	3395	3398	3401	3404	3407	3410	3413	3416	3419	3422	3425	3428	3431	3434	3437	3440	3443	3446	3449	3452	3455	3458	3461	3464	3467	3470	3473	3476	3479	3482	3485	3488	3491	3494	3497	3500	3503	3506	3509	3512	3515	3518	3521	3524	3527	3530	3533	3536	3539	3542	3545	3548	3551	3554	3557	3560	3563	3566	3569	3572	3575	3578	3581	3584	3587	3590	3593	3596	3599	3602	3605	3608	3611	3614	3617	3620	3623	3626	3629	3632	3635	3638	3641	3644	3647	3650	3653	3656	3659	3662	3665	3668	3671	3674	3677	3680	3683	3686	3689	3692	3695	3698	3701	3704	3707
-----	---	-----	-----	-----	-----	-----	-----	-----	-----	-----	-----	-----	-----	-----	-----	-----	-----	-----	-----	-----	-----	-----	-----	-----	-----	-----	-----	-----	-----	-----	-----	-----	-----	-----	-----	-----	-----	-----	-----	-----	-----	-----	-----	-----	-----	-----	-----	-----	-----	-----	-----	-----	-----	-----	-----	-----	-----	-----	-----	-----	-----	-----	-----	-----	-----	-----	-----	-----	-----	-----	-----	-----	-----	-----	-----	-----	-----	-----	-----	-----	-----	-----	-----	-----	-----	-----	-----	-----	-----	-----	-----	-----	-----	-----	-----	-----	-----	-----	-----	-----	-----	-----	-----	-----	-----	-----	-----	-----	-----	-----	-----	-----	-----	-----	-----	-----	-----	-----	-----	-----	-----	-----	-----	-----	-----	-----	-----	-----	-----	-----	-----	-----	-----	-----	-----	-----	-----	-----	-----	-----	-----	-----	-----	-----	-----	-----	-----	-----	-----	-----	-----	-----	-----	-----	-----	-----	-----	-----	-----	-----	-----	-----	-----	-----	-----	-----	-----	-----	-----	-----	-----	-----	-----	-----	-----	-----	-----	-----	-----	-----	-----	-----	-----	-----	-----	-----	-----	-----	-----	-----	-----	-----	-----	-----	-----	-----	-----	-----	-----	-----	-----	-----	-----	-----	-----	-----	-----	-----	-----	-----	-----	-----	-----	-----	-----	-----	-----	-----	-----	-----	-----	-----	-----	-----	-----	-----	-----	-----	-----	-----	-----	-----	-----	-----	-----	-----	-----	-----	-----	-----	-----	-----	-----	-----	-----	-----	-----	-----	-----	-----	-----	-----	-----	-----	-----	-----	-----	-----	-----	-----	-----	-----	-----	-----	-----	-----	-----	-----	-----	-----	-----	-----	-----	-----	-----	-----	-----	-----	-----	-----	-----	-----	-----	-----	-----	-----	-----	-----	-----	-----	-----	-----	-----	-----	-----	-----	-----	-----	-----	-----	-----	-----	-----	-----	-----	-----	-----	-----	-----	-----	-----	-----	-----	-----	-----	-----	-----	-----	-----	-----	-----	-----	------	------	------	------	------	------	------	------	------	------	------	------	------	------	------	------	------	------	------	------	------	------	------	------	------	------	------	------	------	------	------	------	------	------	------	------	------	------	------	------	------	------	------	------	------	------	------	------	------	------	------	------	------	------	------	------	------	------	------	------	------	------	------	------	------	------	------	------	------	------	------	------	------	------	------	------	------	------	------	------	------	------	------	------	------	------	------	------	------	------	------	------	------	------	------	------	------	------	------	------	------	------	------	------	------	------	------	------	------	------	------	------	------	------	------	------	------	------	------	------	------	------	------	------	------	------	------	------	------	------	------	------	------	------	------	------	------	------	------	------	------	------	------	------	------	------	------	------	------	------	------	------	------	------	------	------	------	------	------	------	------	------	------	------	------	------	------	------	------	------	------	------	------	------	------	------	------	------	------	------	------	------	------	------	------	------	------	------	------	------	------	------	------	------	------	------	------	------	------	------	------	------	------	------	------	------	------	------	------	------	------	------	------	------	------	------	------	------	------	------	------	------	------	------	------	------	------	------	------	------	------	------	------	------	------	------	------	------	------	------	------	------	------	------	------	------	------	------	------	------	------	------	------	------	------	------	------	------	------	------	------	------	------	------	------	------	------	------	------	------	------	------	------	------	------	------	------	------	------	------	------	------	------	------	------	------	------	------	------	------	------	------	------	------	------	------	------	------	------	------	------	------	------	------	------	------	------	------	------	------	------	------	------	------	------	------	------	------	------	------	------	------	------	------	------	------	------	------	------	------	------	------	------	------	------	------	------	------	------	------	------	------	------	------	------	------	------	------	------	------	------	------	------	------	------	------	------	------	------	------	------	------	------	------	------	------	------	------	------	------	------	------	------	------	------	------	------	------	------	------	------	------	------	------	------	------	------	------	------	------	------	------	------	------	------	------	------	------	------	------	------	------	------	------	------	------	------	------	------	------	------	------	------	------	------	------	------	------	------	------	------	------	------	------	------	------	------	------	------	------	------	------	------	------	------	------	------	------	------	------	------	------	------	------	------	------	------	------	------	------	------	------	------	------	------	------	------	------	------	------	------	------	------	------	------	------	------	------	------	------	------	------	------	------	------	------	------	------	------	------	------	------	------	------	------	------	------	------	------	------	------	------	------	------	------	------	------	------	------	------	------	------	------	------	------	------	------	------	------	------	------	------	------	------	------	------	------	------	------	------	------	------	------	------	------	------	------	------	------	------	------	------	------	------	------	------	------	------	------	------	------	------	------	------	------	------	------	------	------	------	------	------	------	------	------	------	------	------	------	------	------	------	------	------	------	------	------	------	------	------	------	------	------	------	------	------	------	------	------	------	------	------	------	------	------	------	------	------	------	------	------	------	------	------	------	------	------	------	------	------	------	------	------	------	------	------	------	------	------	------	------	------	------	------	------	------	------	------	------	------	------	------	------	------	------	------	------	------	------	------	------	------	------	------	------	------	------	------	------	------	------	------	------	------	------	------	------	------	------	------	------	------	------	------	------	------	------	------	------	------	------	------	------	------	------	------	------	------	------	------	------	------	------	------	------	------	------	------	------	------	------	------	------	------	------	------	------	------	------	------	------	------	------	------	------	------	------	------	------	------	------	------	------	------	------	------	------	------	------	------	------	------	------	------	------	------	------	------	------	------	------	------	------	------	------	------	------	------	------	------	------	------	------	------	------	------	------	------	------	------	------	------	------	------	------	------	------	------	------	------	------	------	------	------	------	------	------	------	------	------	------	------	------	------	------	------	------	------	------	------	------	------	------	------	------	------	------	------	------	------	------	------	------	------	------	------	------	------	------	------	------	------	------	------	------	------	------	------	------	------	------	------	------	------	------	------	------	------	------	------	------	------	------	------	------	------	------	------	------	------	------	------	------	------	------	------	------	------	------	------	------	------	------	------	------	------	------	------	------	------	------	------	------	------	------	------	------	------	------	------	------	------	------	------	------	------	------	------	------	------	------	------	------	------	------	------	------	------	------	------	------	------	------	------	------	------	------	------	------	------	------	------	------	------	------	------	------	------	------	------	------	------	------	------	------	------	------	------	------	------	------	------	------

Limited Warranty

Digital Security Controls warrants that for a period of 12 months from the date of purchase, the product shall be free of defects in materials and workmanship under normal use and that in fulfillment of any breach of such warranty, Digital Security Controls shall, at its option, repair or replace the defective equipment upon return of the equipment to its repair depot. This warranty applies only to defects in parts and workmanship and not to damage incurred in shipping or handling, or damage due to causes beyond the control of Digital Security Controls such as lightning, excessive voltage, mechanical shock, water damage, or damage arising out of abuse, alteration or improper application of the equipment.

The foregoing warranty shall apply only to the original buyer, and is and shall be in lieu of any and all other warranties, whether expressed or implied and of all other obligations or liabilities on the part of Digital Security Controls. Digital Security Controls neither assumes responsibility for, nor authorizes any other person purporting to act on its behalf to modify or to change this warranty, nor to assume for it any other warranty or liability concerning this product.

In no event shall Digital Security Controls be liable for any direct, indirect or consequential damages, loss of anticipated profits, loss of time or any other losses incurred by the buyer in connection with the purchase, installation or operation or failure of this product.

Warning: Digital Security Controls recommends that the entire system be completely tested on a regular basis. However, despite frequent testing, and due to, but not limited to, criminal tampering or electrical disruption, it is possible for this product to fail to perform as expected.

Important Information: Changes or modifications not expressly approved by Digital Security Controls could void the user's authority to operate this equipment.

FCC Compliance Statement

Caution: Changes or modifications not expressly approved by Digital Security Controls could void your authority to use this equipment.

This equipment generates and uses radio frequency energy and if not installed and used properly, in strict accordance with the manufacturer's instructions, may cause interference to radio and television reception. It has been type tested and found to comply with the limits for Class B device in accordance with the specifications in Subpart "B" of Part 15 of FCC Rules, which are designed to provide reasonable protection against such interference in any residential installation. However, there is no guarantee that interference will not occur in a particular installation. If this equipment does cause interference to television or radio reception, which can be determined by turning the equipment off and on, the user is encouraged to try to correct the interference by one or more of the following measures:

- Re-orient the receiving antenna
- Relocate the alarm control with respect to the receiver
- Move the alarm control away from the receiver
- Connect the alarm control into a different outlet so that alarm control and receiver are on different circuits.

If necessary, the user should consult the dealer or an experienced radio/television technician for additional suggestions. The user may find the following booklet prepared by the FCC helpful: "How to Identify and Resolve Radio/Television Interference Problems". This booklet is available from the U.S. Government Printing Office, Washington, D.C. 20402, Stock # 004-000-00345-4.

This Class B digital apparatus complies with Canadian ICES-003.

Cet appareil numérique de la classe B est conforme à la norme NMB-003 du Canada.
IC:160A-WT5500

The term IC before the radio certification number signifies that the Industry Canada technical specifications were met.

Operating Instructions shall be made available to the user.

DSC erklærer herved at denne komponent overholder alle vigtige krav samt andre bestemmelser gældende ifølge direktiv 1999/5/EC.

Por este meio, a DSC, declara que este equipamento está em conformidade com os requisitos essenciais e outras determinações relevantes da Directiva 1999/5/EC.

DSC bekræfter herved at denna apparat uppfyller de väsentliga kraven och andra relevanta bestämmelser i Direktivet 1999/5/EC.

Con la presente la Digital Security Controls dichiara che questo prodotto è conforme ai requisiti essenziali ed altre disposizioni rilevanti relative alla Direttiva 1999/5/EC.

Por la presente, DSC declara que este equipo está en conformidad con los requisitos esenciales y otros requisitos relevantes de la Directiva 1999/5/EC.

Hierdurch erklärt DSC, daß dieses Gerät den erforderlichen Bedingungen und Voraussetzungen der Richtlinie 1999/5/EC entspricht.

Αιτιο το παρόντος, η DSC, δηλώνει ότι αυτή η συσκευή είναι σύμφωνη με τις ουσιαστικές απαιτήσεις και με άλλες τις άλλες σχετικές ανωτέρως της Οδηγίας 1999/5/EC.

Hierbij verklaart DSC dat dit toestel in overeenstemming is met de eisen en bepalingen van richtlijn 1999/5/EC.

Par la présente, DSC déclare que cet article est conforme aux exigences essentielles et autres dispositions pertinentes de la directive 1999/5/EC.


DSC vakuuttaa liitteön täytävän direktiivin 1999/5/EC olennaiset vaatimukset.

Hereby, DSC, declares that this device is in compliance with the essential requirements and other relevant provisions of Directive 1999/5/EC.

The complete R & TTE Declaration of Conformity can be found at www.dsc.com/intl/rttedirect.htm.

DSC®

©2006 Digital Security Controls, Toronto, Canada • www.dsc.com
Tech. Support, Centre d'aide, Suporte técnico: 1-800-387-3630 (Canada, US), 905-760-3036

[5] Function Key 5 Assignment  00 to 32 16 Quick Exit 

Keypad Function Keys

Please see your system installation manual for a complete list of all the function key options available for your system.

- | | | |
|-----------------------|-------------------------|---------------------------------|
| [00] - Null | [08] - Bypass Mode | [16] - Quick Exit |
| [01] - For Future Use | [09] - For Future Use | [17] - Activate Stay/Away Zones |
| [02] - For Future Use | [10] - For Future Use | [25] - Instant Stay Arm |
| [03] - Stay Arm | [11] - For Future Use | [33] - Night Arm |
| [04] - Away Arm | [12] - For Future Use | |
| [05] - No Entry Arm | [13] - Command Output 1 | |
| [06] - Chime On/Off | [14] - Command Output 2 | |
| [07] - For Future Use | [15] - For Future Use | |


Keypad Programming

Enter keypad programming by pressing * > 8 > Installer Code > *

[001]-[034] Zone Label 1 to 34


E.g. For Zone 1 enter section 001, for Zone 2 enter section 002, etc. Default: 'Zone_01' - 'Zone_34'

Section Zone Label

[001] to [034] 1 to 34 


[065] Fire Alarm Label (28 Characters) (WT5500 Only)

Default: 'Fire_Zone'

[065] 


[066] Fail to Arm Event Message (WT5500 Only)

Default: 'System_Has_Failed_to_Arm'

[066] 


[067] Alarm When Armed Event Message (WT5500 Only)

Default: 'Alarm_Occurred_While_Armed_ < >'

[067] 


[068] Command Output 1 Label

Default: 'Command_O/P_1'









[068] 

[069] Command Output 2 Label









Default: 'Command_O/P_2'

[069] 

[074] First Keypad Options

Default	Option	ON	OFF
ON 	1	[F]ire Key Enabled	[F]ire Key Disabled
ON 	2	[A]uxiliary Key Enabled	[A]uxiliary Key Disabled
ON 	3	[P]anic Key Enabled	[P]anic Key Disabled
OFF 	4	Quick Arm Prompt ON	Quick Arm Prompt OFF
OFF 	5	Quick Exit Prompt ON	Quick Exit Prompt OFF
OFF 	6	Bypass Options Prompt ON	Bypass Options Prompt OFF
OFF 	7	User Initiated Call-up Prompt ON	User Initiated Call-up Prompt OFF
OFF 	8	Hold Key [P] Prompt ON	Hold Key [P] Prompt OFF

[075] Second Keypad Options

Default	Option	ON	OFF
ON 	1	Local Clock Display ON	Local Clock Display OFF
OFF 	2	Local Clock Displays 24-hr Time	Local Clock Displays AM/PM
OFF 	3	Auto Alarm Scroll ON	Auto Alarm Scroll OFF
OFF 	4	Language Selection Available From Any Menu	Language Selection Available in Installer's
ON 	5	Power LED Enabled	Power LED Disabled
ON 	6	Power LED Indicates AC Present ON	Power LED Indicates AC Present OFF
OFF 	7	Alarms Displayed While Armed	Alarms Not Displayed While Armed
OFF 	8	Auto-Scroll Open Zones ON	Auto-Scroll Open Zones OFF

[076] Third Keypad Options

Default	Option	ON	OFF
---------	--------	----	-----

ON			1	Chime Enabled for Zone Openings	Chime Disabled for Zone Openings
ON			2	Chime Enabled for Zone Closings	Chime Disabled for Zone Closings
OFF			3	Late to Open Prompts ON	Late to Open Prompts OFF
ON			4	For Future Use	For Future Use
OFF			5	For Future Use	For Future Use
ON			6	Power Save Mode ON	Power Save Mode OFF
OFF			7	For Future Use	For Future Use
OFF			8	For Future Use	For Future Use

[077] LCD Message

Default: '-----'
 [077] _____

[078] Download LCD Message Duration

Default: 003 _____ (Valid entries are 000-255), 000=Unlimited Message Disp.
 This number represents the number of times the downloaded message is cleared by pressing any key after the message has timedout.

[100] CO Detector Alarm Label

Default: 'CO_Alarm_Evacuate_A'

Section		Label
[100]		_____

[101] System Label

Default: 'System'

Section	Partit ion	Label
[101]	1	_____

[120] Partition 1 Command Output #1

Default: 'Command_O/P_1'

Section	Partit ion	Label
[120]	1	_____

[121] Partition 1 Command Output #2

Default: 'Command_O/P_2'

Section	Partit ion	Label
[121]	1	_____

[997]View Software Version

[998]Global Label Broadcast

[999]Reset Keypad Programming to Factory Defaults

Keypad LED Symbols

Symbol	Description
Ready Light (green) ✓	If the Ready light is on, the system is ready for arming.
Armed Light (red) 🔒	If the Armed light is on, the system has been armed successfully.
System Trouble ⚠️	Indicates that a system trouble is active.
AC ⚡	Indicates that AC is present at the keypad.

IMPORTANT - READ CAREFULLY: DSC Software purchased with or without Products and Components is copyrighted and is purchased under the following license terms:

- This End-User License Agreement (“EULA”) is a legal agreement between You (the company, individual or entity who acquired the Software and any related Hardware) and **Digital Security Controls, a division of Tyco Safety Products Canada Ltd.** (“DSC”), the manufacturer of the integrated security systems and the developer of the software and any related products or components (“HARDWARE”) which You acquired.
- If the DSC software product (“SOFTWARE PRODUCT” or “SOFTWARE”) is intended to be accompanied by HARDWARE, and is NOT accompanied by new HARDWARE, You may not use, copy or install the SOFTWARE PRODUCT. The SOFTWARE PRODUCT includes computer software, and may include associated media, printed materials, and “online” or electronic documentation.
- Any software provided along with the SOFTWARE PRODUCT that is associated with a separate end-user license agreement is licensed to You under the terms of that license agreement.
- By installing, copying, downloading, storing, accessing or otherwise using the SOFTWARE PRODUCT, You agree unconditionally to be bound by the terms of this EULA, even if this EULA is deemed to be a modification of any previous arrangement or contract. If You do not agree to the terms of this EULA, DSC is unwilling to license the SOFTWARE PRODUCT to

You, and You have no right to use it.

SOFTWARE PRODUCT LICENSE

The SOFTWARE PRODUCT is protected by copyright laws and international copyright treaties, as well as other intellectual property laws and treaties. The SOFTWARE PRODUCT is licensed, not sold.

1. GRANT OF LICENSE. This EULA grants You the following rights:

- (a) **Software Installation and Use** - For each license You acquire, You may have only one copy of the SOFTWARE PRODUCT installed.
- (b) **Storage/Network Use** - The SOFTWARE PRODUCT may not be installed, accessed, displayed, run, shared or used concurrently on or from different computers, including a workstation, terminal or other digital electronic device ("Device"). In other words, if You have several workstations, You will have to acquire a license for each workstation where the SOFTWARE will be used.
- (c) **Backup Copy** - You may make back-up copies of the SOFTWARE PRODUCT, but You may only have one copy per license installed at any given time. You may use the back-up copy solely for archival purposes. Except as expressly provided in this EULA, You may not otherwise make copies of the SOFTWARE PRODUCT, including the printed materials accompanying the SOFTWARE.

2. DESCRIPTION OF OTHER RIGHTS AND LIMITATIONS.

- (a) **Limitations on Reverse Engineering, Decompilation and Disassembly** - You may not reverse engineer, decompile, or disassemble the SOFTWARE PRODUCT, except and only to the extent that such activity is expressly permitted by applicable law notwithstanding this limitation. You may not make any changes or modifications to the Software, without the written permission of an officer of DSC. You may not remove any proprietary notices, marks or labels from the Software Product. You shall institute reasonable measures to ensure compliance with the terms and conditions of this EULA.
- (b) **Separation of Components** - The SOFTWARE PRODUCT is licensed as a single product. Its component parts may not be separated for use on more than one HARDWARE unit.
- (c) **Single INTEGRATED PRODUCT** - If You acquired this SOFTWARE with HARDWARE, then the SOFTWARE PRODUCT is licensed with the HARDWARE as a single integrated product. In this case, the SOFTWARE PRODUCT may only be used with the HARDWARE as set forth in this EULA.
- (d) **Rental** - You may not rent, lease or lend the SOFTWARE PRODUCT. You may not make it available to others or post it on a server or web site.
- (e) **Software Product Transfer** - You may transfer all of Your rights under this EULA only as part of a permanent sale or transfer of the HARDWARE, provided You retain no copies, You transfer all of the SOFTWARE PRODUCT (including all component parts, the media and printed materials, any upgrades and this EULA), and provided the recipient agrees to the terms of this EULA. If the SOFTWARE PRODUCT is an upgrade, any transfer must also include all prior versions of the SOFTWARE PRODUCT.
- (f) **Termination** - Without prejudice to any other rights, DSC may terminate this EULA if You fail to comply with the terms and conditions of this EULA. In such event, You must destroy all copies of the SOFTWARE PRODUCT and all of its component parts.
- (g) **Trademarks** - This EULA does not grant You any rights in connection with any trademarks or service marks of DSC or its suppliers.

3. COPYRIGHT.

All title and intellectual property rights in and to the SOFTWARE PRODUCT (including but not limited to any images, photographs, and text incorporated into the SOFTWARE PRODUCT), the accompanying printed materials, and any copies of the SOFTWARE PRODUCT, are owned by DSC or its suppliers. You may not copy the printed materials accompanying the SOFTWARE PRODUCT. All title and intellectual property rights in and to the content which may be accessed through use of the SOFTWARE PRODUCT are the property of the respective content owner and may be protected by applicable copyright or other intellectual property laws and treaties. This EULA grants You no rights to use such content. All rights not expressly granted under this EULA are reserved by DSC and its suppliers.

4. EXPORT RESTRICTIONS.

You agree that You will not export or re-export the SOFTWARE PRODUCT to any country, person, or entity subject to Canadian export restrictions.

5. CHOICE OF LAW: This Software License Agreement is governed by the laws of the Province of Ontario, Canada.

6. ARBITRATION

All disputes arising in connection with this Agreement shall be determined by final and binding arbitration in accordance with the Arbitration Act, and the parties agree to be bound by the arbitrator's decision. The place of arbitration shall be Toronto, Canada, and the language of the arbitration shall be English.

7. LIMITED WARRANTY

- (i) **NO WARRANTY**
DSC PROVIDES THE SOFTWARE "AS IS" WITHOUT WARRANTY. DSC DOES NOT WARRANT THAT THE SOFTWARE WILL MEET YOUR REQUIREMENTS OR THAT OPERATION OF THE SOFTWARE WILL BE UNINTERRUPTED OR ERROR-FREE.
- (j) **CHANGES IN OPERATING ENVIRONMENT**
DSC shall not be responsible for problems caused by changes in the operating characteristics of the HARDWARE, or for problems in the interaction of the SOFTWARE PRODUCT with non-DSC-SOFTWARE or HARDWARE PRODUCTS.
- (k) **LIMITATION OF LIABILITY; WARRANTY REFLECTS ALLOCATION OF RISK**
IN ANY EVENT, IF ANY STATUTE IMPLIES WARRANTIES OR CONDITIONS NOT STATED IN THIS LICENSE AGREEMENT, DSC'S ENTIRE LIABILITY UNDER ANY PROVISION OF THIS LICENSE AGREEMENT SHALL BE LIMITED TO THE GREATER OF THE AMOUNT ACTUALLY PAID BY YOU TO LICENSE THE SOFTWARE PRODUCT AND FIVE CANADIAN DOLLARS (CAD\$5.00). BECAUSE SOME JURISDICTIONS DO NOT ALLOW THE EXCLUSION OR LIMITATION OF LIABILITY FOR CONSEQUENTIAL OR INCIDENTAL DAMAGES, THE ABOVE LIMITATION MAY NOT APPLY TO YOU.
- (l) **DISCLAIMER OF WARRANTIES**
THIS WARRANTY CONTAINS THE ENTIRE WARRANTY AND SHALL BE IN LIEU OF ANY AND ALL OTHER WARRANTIES, WHETHER EXPRESSED OR IMPLIED (INCLUDING ALL IMPLIED WARRANTIES OF MERCHANTABILITY OR FITNESS FOR A PARTICULAR PURPOSE) AND OF

ALL OTHER OBLIGATIONS OR LIABILITIES ON THE PART OF DSC. DSC MAKES NO OTHER WARRANTIES. DSC NEITHER ASSUMES NOR AUTHORIZES ANY OTHER PERSON PURPORTING TO ACT ON ITS BEHALF TO MODIFY OR TO CHANGE THIS WARRANTY, NOR TO ASSUME FOR IT ANY OTHER WARRANTY OR LIABILITY CONCERNING THIS SOFTWARE PRODUCT.

(m)

EXCLUSIVE REMEDY AND LIMITATION OF WARRANTY

UNDER NO CIRCUMSTANCES SHALL DSC BE LIABLE FOR ANY SPECIAL, INCIDENTAL, CONSEQUENTIAL OR INDIRECT DAMAGES BASED UPON BREACH OF WARRANTY, BREACH OF CONTRACT, NEGLIGENCE, STRICT LIABILITY, OR ANY OTHER LEGAL THEORY. SUCH DAMAGES INCLUDE, BUT ARE NOT LIMITED TO, LOSS OF PROFITS, LOSS OF THE SOFTWARE PRODUCT OR ANY ASSOCIATED EQUIPMENT, COST OF CAPITAL, COST OF SUBSTITUTE OR REPLACEMENT EQUIPMENT, FACILITIES OR SERVICES, DOWN TIME, PURCHASERS TIME, THE CLAIMS OF THIRD PARTIES, INCLUDING CUSTOMERS, AND INJURY TO PROPERTY.

WARNING: DSC recommends that the entire system be completely tested on a regular basis. However, despite frequent testing, and due to, but not limited to, criminal tampering or electrical disruption, it is possible for this SOFTWARE PRODUCT to fail to perform as expected.