



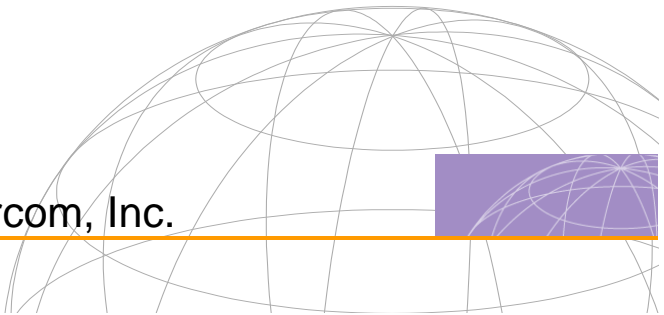
# 2dBi Swivel Desktop Antenna

---

## USER GUIDE

UTStarcom, Inc.

---





Copyright © 2005 UTStarcom, Inc. All rights reserved.

No part of this documentation may be reproduced in any form or by any means or used to make any derivative work (such as translation, transformation, or adaptation) without prior, express and written permission from UTStarcom, Inc.

UTStarcom, Inc. reserves the right to revise this documentation and to make changes in content from time to time without obligation on the part of UTStarcom, Inc. to provide notification of such revision or changes.

UTStarcom, Inc. provides this documentation without warranty of any kind, implied or expressed, including but not limited to, the implied warranties of merchantability and fitness for a particular purpose. UTStarcom may make improvements or changes in the product(s) and/or the program(s) described in this documentation at any time.

#### UNITED STATES GOVERNMENT LEGENDS:

If you are a United States government agency, then this documentation and the software described herein are provided to you subject to the following:

**United States Government Legend:** All technical data and computer software is commercial in nature and developed solely at private expense. Software is delivered as Commercial Computer Software as defined in DFARS 252.227-7014 (June 1995) or as a commercial item as defined in FAR 2.101(a) and as such is provided with only such rights as are provided in UTStarcom's standard commercial license for the Software. Technical data is provided with limited rights only as provided in DFAR 252.227-7015 (Nov 1995) or FAR 52.227-14 (June 1987), whichever is applicable. You agree not to remove or deface any portion of any legend provided on any licensed program or documentation contained in, or delivered to you in conjunction with, this User Guide.

UTStarcom, the UTStarcom logo, PAS, mSwitch, Airstar, WACOS, Netman, Total Control, and CommWorks are registered trademarks of UTStarcom, Inc. and its subsidiaries. The UTStarcom name, AN-2000, and the CommWorks logo are trademarks of UTStarcom, Inc. and its subsidiaries.

Other brand and product names may be registered trademarks or trademarks of their respective holders.

Any rights not expressly granted herein are firmly reserved.



# Contents

---

|                                     |          |
|-------------------------------------|----------|
| <b>About This Guide</b> .....       | <b>1</b> |
| Introduction.....                   | 1        |
| <hr/>                               |          |
| <b>1 Overview</b> .....             | <b>3</b> |
| <b>2 SAA04-05005C Antenna</b> ..... | <b>4</b> |
| Appearance .....                    | 4        |
| Specification .....                 | 5        |
| Pattern .....                       | 6        |
| <hr/>                               |          |
| <b>3 SAA04-05005K Antenna</b> ..... | <b>7</b> |
| Appearance .....                    | 7        |
| Specification .....                 | 8        |
| Pattern .....                       | 9        |

# List of Figures

|   |   |
|---|---|
| <b>Figure 1</b> SAA04-05005C Antenna.....             | 4 |
| <b>Figure 2</b> Co-polarization Pattern .....         | 6 |
| <b>Figure 3</b> SAA04-05005K Antenna (stand-up) ..... | 7 |
| <b>Figure 4</b> Co-polarization Pattern .....         | 9 |

# List of Tables

|  |   |
|--|---|
| <b>Table 1</b> SAA04-05005C Electrical Specification .....                   | 5 |
| <b>Table 2</b> SAA04-05005C Environmental & Mechanical Characteristics ..... | 5 |
| <b>Table 3</b> SAA04-05005K Electrical Specification .....                   | 8 |
| <b>Table 4</b> SAA04-05005K Environmental&Mechanical Characteristics.....    | 8 |






# About This Guide

---

## Introduction

This guide describes 2dBi swivel desktop antennas.





## Overview

2dBi swivel desktop antennas are applicable to WA6011/6012 outdoor Access Points (AP). The antennas possess minor mechanical shapes and can be easily installed.

Two types of 2dBi swivel desktop antennas can be selected according to antenna connector interfaces:

- [SAA04-05005C antenna \(SMA type interface\)](#)
- [SAA04-05005K antenna \(N type interface\)](#)

## 2

# SAA04-05005C Antenna

---

## Appearance

Figure 1 shows an SAA04-05005C antenna with the connector interface is SMA type, which can be placed outdoor.

**Figure 1** SAA04-05005C Antenna



## Specification

**Table 1** SAA04-05005C Electrical Specification

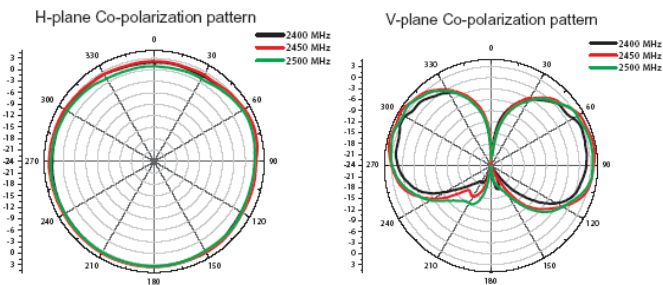
| Item            | Description         |
|-----------------|---------------------|
| Frequency range | 2400 MHz - 2500 MHz |
| Antenna gain    | 2.5dBi              |
| VSWR            | 2.0: 1 Max          |
| Polarization    | Linear, vertical    |
| Impedance       | 50 Ohms             |
| Power handing   | 2W (cw)             |
| Connector       | SMA plug            |

**Table 2** SAA04-05005C Environmental & Mechanical Characteristics

| Item         | Description     |
|--------------|-----------------|
| Temperature  | - 10°C to +55°C |
| Humidity     | 95% @ 25°C      |
| Radome color | Black           |
| Weight       | 20 g            |
| Dimensions   | ϕ 14 x 128 mm   |

## Pattern

**Figure 2 Co-polarization Pattern**



# 3

## SAA04-05005K Antenna

---

### Appearance

Figure 3 shows an SAA04-05005K antenna with the connector interface is N type, which can be placed outdoor.

**Figure 3** SAA04-05005K Antenna (stand-up)



## Specification

**Table 3** SAA04-05005K Electrical Specification

| Item            | Description         |
|-----------------|---------------------|
| Frequency range | 2400 MHz - 2500 MHz |
| Antenna gain    | 2.5dBi              |
| VSWR            | 2.0: 1 Max          |
| Polarization    | Linear, vertical    |
| Impedance       | 50 Ohms             |
| Power handing   | 2W(cw)              |
| Connector       | N plug              |

**Table 4** SAA04-05005K Environmental&Mechanical Characteristics

| Item         | Description       |
|--------------|-------------------|
| Temperature  | - 10° C to +55° C |
| Humidity     | 95% @ 25° C       |
| Radome color | Black             |
| Weight       | 30 g              |
| Dimensions   | φ 14 x 128 mm     |



## Pattern

Figure 4 Co-polarization Pattern

