






SET UP YOUR DUAL-BAND WIRELESS-N USB ADAPTER

-  Plug the USB cable into the adapter. Then plug the other end of the cable into the USB port on the back of the receiver.
-  Ensure that both your TV and your receiver are powered on. Follow the on-screen instructions.
-  Visit www.mydish.com/support/setup-internet for step-by-step instructions on how to connect your receiver to the Internet wirelessly.





REGULATORY INFORMATION

FEDERAL COMMUNICATIONS COMMISSION NOTIFICATION

The following text is extracted from Federal Communications Commission (FCC) regulations, as of the publication date of this document. Contact the FCC (see the following) or your library for the complete text of the regulations.

This device complies with Part 15 of FCC Rules. Operation is subject to the following two conditions:

1. This device may not cause harmful interference;
- and
2. This device must accept any interference received, including interference that may cause undesired operation.

This equipment has been tested and found to comply with the limits for a Class B digital device, pursuant to Part 15 of the FCC Rules. These limits are designed to provide protection against harmful interference in a residential installation. This equipment generates, uses, and can radiate radio frequency energy and, if not installed and used in accordance with the instructions, may cause harmful interference to radio communications. However, there is no guarantee that interference will not occur in a particular installation. If this equipment does cause harmful interference to radio or television reception, which can be determined by turning the equipment off and on, the user is encouraged to try to correct the interference by following one or more of the following measures:

- Reorient or relocate the receiving antenna.
- Increase the separation between the equipment and receiver.
- Connect the equipment into an outlet on a circuit different from that to which the receiver is connected.
- Consult the dealer or an experienced radio/TV technician for help.

If none of these remedies stops the radio interference, you should contact a licensed radio/television technician, your satellite dealer, or call the Customer Service Center at 1-800-333-DISH (3474), for assistance.

Do not make changes or modifications to this equipment. This could void the user's authority to operate the equipment.

Product must be installed at least 20 cm (~8 inches) from typical person locations per FCC RF exposure regulations.

216566

