



BEATBOX ANTHOLOGY 2

Soundbank Manual

Software Version 1.0
EN 170601

BEATBOX ANTHOLOGY 2



End-User License Agreement (EULA)

Do not use this product until the following license agreement is understood and accepted. By using this product, or allowing anyone else to do so, you are accepting this agreement.

This End-User License Agreement (EULA) represents the contractual conditions between you, the Licensee, and UVI, located 159 rue Amelot, 75011 Paris - France for the use of software, documentation and other materials created by UVI.

You should not register, install or use UVI Products until the following license agreement is understood and accepted.

By using UVI Products, or allowing anyone else to do so, you are accepting this agreement.

A- License Grant

1. UVI grants to you, subject to the following terms and conditions, the non-exclusive right to use each authorized copy of the Product.
2. UVI Product license are granted only to a single user. You may use this product on up to three separate computers or iLok Dongles, which shall be owned and used by you exclusively.
3. Renting or lending the licensed Software to a third party is expressly forbidden.
4. Except if otherwise stated within this EULA, Licensee may resell the software to a third party or transfer the software permanently. Request may be done using the 'Transfer License' feature in your iLok account, subject to a \$25 fee per-license (\$50 maximum) by Pace. The serial number of the Product will be transferred to the third party by UVI, and Licensee's original registration will be deleted.
5. Resale or ownership transfer of individual products obtained in a bundle, or those used to upgrade or cross-grade to other products are not allowed.
6. UVI allows you to use any of the sounds and samples in the products you've purchased for commercial recordings without paying any additional license fees or providing source attribution to UVI.
7. This license expressly forbids resale or other distribution of the sounds and software included in the Product or their derivatives, either as they exist on disc, reformatted for use in another digital sampler, or mixed, combined, filtered, resynthesized or otherwise edited, for use as sounds, multi-sounds, samples, multi-samples, wavetables, programs or patches in a sampler, microchip or any hardware or software sample playback device. You cannot sell the Product content or give it away for use by others in their sampling or sample playback devices.
8. In the event UVI terminates this agreement due to your breach, you agree to return the original and all other copies of the software and documentation to UVI.
9. UVI reserves all rights not expressly granted to herein.

B- License Activation

1. In order to use UVI Products it is required that you authorize them by registering your Serial Number on uvi.net/register, have a free iLok account (not necessarily a dongle) and install the free iLok License Manager (done automatically by UVI Workstation and Falcon installers). It is impossible to use UVI Products if they are not registered and authorized.
2. During authorization you will need to enter your name, email address and postal address which will be stored in the UVI database. UVI uses a secure SSL connection with 128-bit-encryption that meets current security standards to transmit your data over the web. For further information about UVI's handling of personal data please see: <https://www.uvi.net/privacy-policy>
3. The UVI Product license allows up to 3 simultaneous activations on any combination of iLok dongles and computers. Activations can be moved between devices at anytime through the iLok License Manager.

C- Protection of Software

You agree to take all reasonable steps to protect the Product and any accompanying documentation from unauthorized copying or use. You agree not to modify the Product to circumvent any method or means adopted or implemented by UVI to protect against or discourage the unlicensed use or copying of the Product.

D- Ownership

Ownership of, and title to, the enclosed digitally recorded sounds (including any copies) are held by UVI. Copies are provided to you only to enable you to exercise your rights under the license.

E- Term

This agreement is effective from the date you open this package, and will remain in full force until termination. This agreement will terminate if you break any of the terms or conditions of this agreement. Upon termination you agree to return to UVI all copies of this product and accompanying documentation and destroy any other copies made.

F- Restrictions

Except as expressly authorized in this agreement, you may not rent, lease, sub-license, distribute, copy, reproduce, display, modify or timeshare the enclosed Product or documentation.

G- NFR Serials and Free Products

UVI Products serial numbers labeled as "NFR" (Not For Resale) shall only be used for demonstration, testing and evaluation purposes. NFR Products may not be used for commercial purposes, and may not be resold or transferred. They are not eligible for license recovery and are exempt from update, upgrade or crossgrade offers, and cannot be purchased with or exchanged for vouchers. Furthermore, as an owner of an NFR Product, you are not entitled to promotions available for the commercial version of the Product.

H- No Support Obligation

UVI will make its best effort to support you in the event of technical difficulty with a UVI Product. However, UVI is not obligated to furnish or make available to you any additional information, software, technical information, know-how, or support.

I- Specifications and System Requirements

All technical specifications of UVI Products provided are intended to be estimates or approximations. Due to numerous variables no guarantees of compatibility or performance can be made. All such specifications shall be in writing. End-User is solely responsible for, prior to purchase, ensuring that End-User's devices are compatible and meet the system requirements for UVI Products, and that the applicable UVI Products meet End-User's requirements.

This EULA is governed by the laws of France.

©2017 UVI. All rights reserved.
All trademarks are the property of their respective owners.

Table of Contents

Introduction	4
GUI	5
Globals	5
EDIT Page (BD/SD1/SD2)	6
EDIT Page (Perc Tracks)	7
FX Page	8
SEQ Page	9
Loops (Sample Editor)	10
Kits	11
Patterns	13
Links	14
Credits and Thanks	15

BEATBOX ANTHOLOGY 2



Introduction



BeatBox Anthology 2

Over the past half-century hardware drum machines have exploded in popularity, complexity and breadth of application. Beginning as humble organ accessories they now define entire sub-genres and represent unmistakable cultural icons. Their sonic ranges having evolved from simple analog clicks and pops to analog-digital sampler hybrids capable of generating nearly any sound imaginable. In short, they've revolutionized the way we make music and forever changed our musical landscape with their unique voices. Hailing from every corner of the globe these machines are the foundation of BeatBox Anthology 2, a beat fiends dream, delivering a comprehensive collection created with more than a hundred models ranging from '60s prototypes to the current generation of future classics.

Each machine was meticulously inspected and serviced to ensure the best performance possible before being handed over to our sound designers. After exploring the sonic capabilities and unique traits of these machines our team deeply sampled and processed them with the highest quality equipment available, including premium DI boxes, hardware processors and ADCs. Each sample was then hand-trimmed and sculpted to perfection, accentuating the soul of these machines with a mastered finish. The result is over 200 sonically decadent kits and 11,000+ samples, each with a clear, impactful hardware sound.

Minimum System Requirements

- UVI Workstation 2.6.11+ or Falcon 1.3+
- 3.1GB of disk space

For more information on the installation process, please refer to the document: [Soundbank Installation Guide](#)

BEATBOX ANTHOLOGY 2



Globals



1 ► Kits

Browse kits either using the left/right arrows or by the dropdown menu

2 ► Kit Only

Enable to preserve your current sequencer settings when changing presets

3 ► Seq Playback

Click to start/stop internal sequencer

4 ► Pages

» Edit, FX, Seq

Click to change the current page

5 ► Global Volume

6 ► Tracks

On EDIT page: click to view the instruments editor

On SEQ page: click to select the target track for Nudge, Functions and Pattern Templates

MIDI Mapping



- » **Bass Drum (pitched)** C-1 - F0
- » **Bass Drum** B0 and C1
- » **Snare Drum 1** D1
- » **Snare Drum 2** C#1 and E1
- » **Clap** D#1
- » **Hihats** F#1, G#1 and A#1
- » **Cymbals** C#2 and D#2
- » **Tam/Percussions** F1 to D2 (white keys only)
- » **Play/Stop** C3

* Omni mode allows you to pitch one sample across the whole keyboard

BEATBOX ANTHOLOGY 2



EDIT Page (BD, SD1, SD2)



1 Sample Layers

- » **On/Off**
ww Turn the Sample Layers on/off
- » **Vol**
Adjust the volume of the Sample Layers
- » **Dist**
Adjust the amount of distortion on the Sample Layers
- » **Offset**
Adjust the sample start time [0-200ms]
- » **AHD**
Adjust the Sample Layers' amplitude using an Attack, Hold, Decay envelope Switchable Decay shape [Lin]/[Log]
- » **Tune**
Adjust the tuning of the Sample Layers [+/- 24 semitones]
- » **Filters (HP & LP)**
Set the HP and LP filter cutoff frequencies for the Sample Layers

2 Tone Layer

- A sinewave oscillator with adjustable pitch, offset, phase, amp and pitch decay envelopes (use to set the sounds fundamental pitch)
- » **On/Off**
Turn the Tone Layer on/off
- » **Vol**
Adjust the volume of the Tone Layer
- » **Dist**
Adjust the amount of distortion on the Tone Layer
- » **Offset**
Adjust the start time [0-200ms]
- » **Phase**
Adjust the phase of the Tone Layer
- » **Amplitude Envelopes**
Adjust the amplitude of the Tone Layer using either an Attack, Decay, Sustain, Release envelope or an Attack, Hold, Decay envelope
- » **Tune**
Adjust the tuning of the Tone Layer [E-1 to A3]
- » **Pitch Decay**
Adjust the amount and depth of Pitch Decay on the Tone Layer

3 Track Controls

- Track Control parameters are unique to each track - all parameters are explained on this page or the next
- » **Vel**
Adjust the velocity sensitivity of the track
- » **Comp**
Adjust the amount of compression on the track
- » **Gain**
3-band EQ for broad shaping of the low/mid/high frequencies
- » **Delay Send**
Adjust the amount of the track sent to Delay 1 & 2 (editable on FX page)
- » **Reverb Send**
Adjust the amount of the track sent to Reverb 1 & 2 (editable on FX page)

EDIT Page (Perc Tracks)



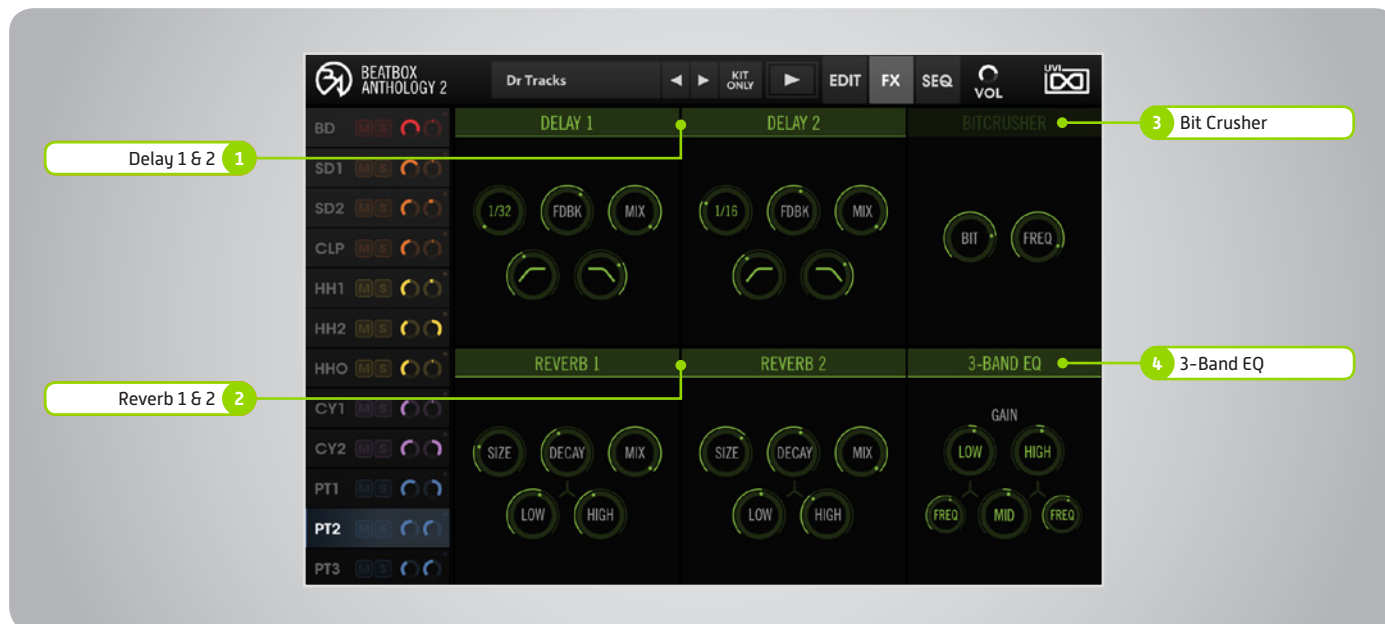
1 Sample Layers

- » **On/Off**
Turn the Sample Layers on/off
- » **Vol**
Adjust the volume of the Sample Layers
- » **Dist**
Adjust the amount of distortion on the Sample Layers
- » **Offset**
Adjust the sample start time [0-200ms]
- » **AHD**
Adjust the Sample Layers' amplitude using an Attack, Hold, Decay envelope
Switchable Decay shape [Lin]/[Log]
- » **Tune**
Adjust the tuning of the Sample Layers [+/- 24 semitones]
- » **Filters (HP & LP)**
Set the HP and LP filter cutoff frequencies for the Sample Layers

2 Track Controls

- Track Control parameters are unique to each track - all parameters are explained on this page or the last
- » **Vel**
Adjust the velocity sensitivity of the track
 - » **Comp**
Adjust the amount of compression on the track
 - » **Gain**
3-band EQ for broad shaping of the low/mid/high frequencies
 - » **Delay Send**
Adjust the amount of the track sent to Delay 1 & 2 (editable on FX page)
 - » **Reverb Send**
Adjust the amount of the track sent to Reverb 1 & 2 (editable on FX page)

FX Page



1 ► Delay 1 & 2

- » **On/Off**
Turn the effect on/off
- » **Delay Rate**
Adjust the Delay Rate
(tempo-synced, 1/32 - 1/2)
- » **Feedback**
Adjust the delay Feedback amount
- » **Mix**
Adjust the delay effect Mix amount
- » **Filters (HP & LP)**
Adjust the delay output's Low-Pass and High-Pass filter frequencies

2 ► Reverb 1 & 2

- » **On/Off**
Turn the effect on/off
- » **Size**
Adjust the reverb room Size
- » **Decay**
Adjust the reverb Decay time
- » **Mix**
Adjust the reverb Mix amount
- » **Decay: Low**
Multiplies the Decay time [-/+] for the low frequency signal
- » **Decay: High**
Multiplies the Decay time [-/+] for the high frequency signal

3 ► Bit Crusher

- » **On/Off**
Enable/Disable Bit Crusher effect
- » **Bit**
Set bit rate [1 - 32-bits]
- » **Frequency**
Set sample rate [200 Hz - 44,100 kHz]

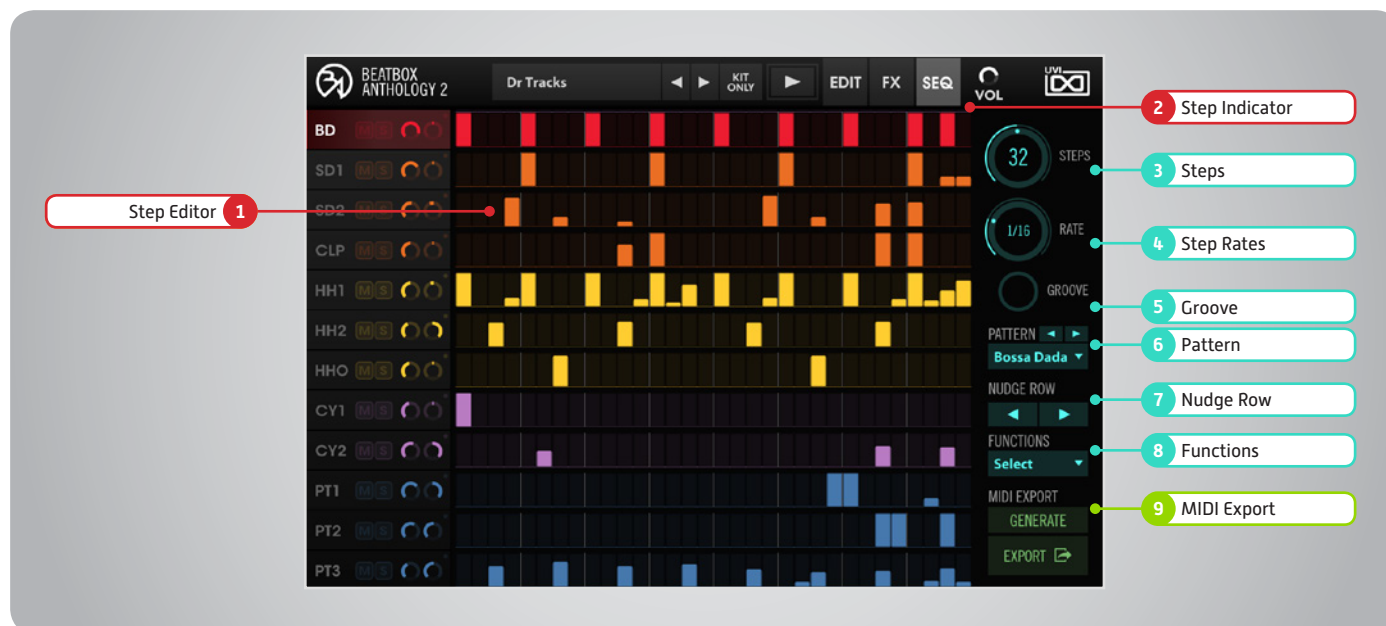
4 ► 3-Band EQ

- » **On/Off**
Turn the effect on/off
- » **Gain (Low/Mid/High)**
Set the amount of gain for Low/Mid/High frequencies
- » **Crossover (Low/Mid, Mid/High)**
Set the Low/Mid and Mid/High crossover frequencies

BEATBOX ANTHOLOGY 2



SEQ Page



1 Step Editor

64-step sequencer; bar-height equals note Velocity

2 Step Indicator

LED lights up over currently playing step

3 Steps

Change the number of steps in the sequence

4 Step Rates

Adjust the step duration

5 Groove

Set the amount of swing

6 Pattern

Browse and audition different drum patterns and sequences

7 Nudge Row

Move all steps in the sequence left or right by one step

8 Functions

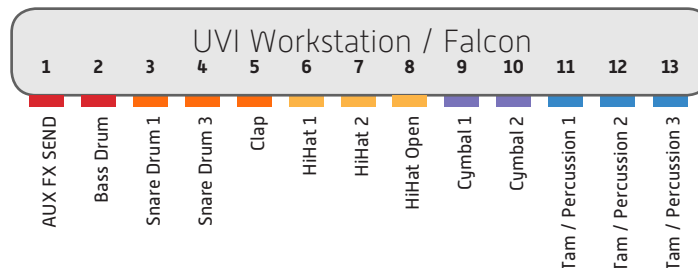
Browse the list of various functions (i.e. double the length of and duplicate current sequence)

9 MIDI Export

Export your sequence as MIDI to your DAW or desktop. First, click "Generate", then drag-and-drop your MIDI file from the "Export" button

Audio Outputs

A separate multi-out version of BeatBox Anthology 2 is included that delivers a individual track outputs sequentially thereafter in stereo.



Loops (Sample Editor)



1 ► Playback Behaviors

» Sample

Loop/phrase plays like a regular sampler
NOTE: Half/Double speed does not work in Sample mode

» Stretch

Sample length is not pitch-dependent.
 Loop/phrase starts at the beginning of the loop/phrase

» Slice

Default mode

NOTE: Sliced sound files can be switched to Stretch or Sample, but non-Sliced sound files cannot be switched

2 ► Controls

» Key, Tempo

Key displays the root key for the loop/phrase, Tempo controls the loop's rate

» Coarse, Fine

Adjust tuning in semitones or cents

» Sync

Off: Loop/phrase does not sync to tempo
 Tempo: Follow Tempo, but not position
 Position: Tempo and position are followed. **NOTE:** Not available to phrases.

» Speed

Adjust speed in relation to Tempo and Sync settings, Double-click to reset, Half/Double: Slow to 1/2 or 1/4; Speed to 2x or 4x of the assigned tempo, Fine works similarly, but with any rate value

» Latch

The loop/phrase will play even after you release a controller key
 Stretch/Slice: it will repeat indefinitely
 Sample: it will play once, then stop
NOTE: hit the same controller key again to silence the loop/phrase

» Trigger

Immediate: instantly triggers
 Next Beat: triggers on beat
 Next Bar: triggers at measure

» Slice Start

Sample/Stretch: define where the sample will begin within the soundfile
 Slice: provides a range from the first slice of the sample to the last slice

» Drag & Drop

Export raw wave, when Slice/Map is enabled exports MIDI map of sliced sample notes

3 ► Transport

Tempo editable via tap, click-drag, or manually entry via double-click, stop, sync-to-host, play

BEATBOX ANTHOLOGY 2



Kits

Init Raw Dry

Init Stereo Wet

1-Classic

AceT 1
AceT 6
Classic R-8K
Classic R-78
Dr Tracks
Drmlator
Drum MX
HR Sixteen
HR SixteenB
K-DDM Hundred
K-DDM2 Hundred
L Drum
R Hundred
RZ One
SMS 400
SMS Clap
The 6o6
The 7o7
The 8o8 A
The 8o8 B
The 9o9
The 727
YRX Five

2-Analog

AceT 2
AceT 8
Amdk 100
ConcerMate
Drummer
ETI Drum Synth
KPR Five 2
KPR Seven 2
KPR Three 2
Mini Pops
OMB Two
Organ Drums
P Fight
Rhythm Eighty
SMS 800
SMS V
Synsonic
Tam Star 200
Tam Star 204
Tam Star 500
The 55
The 66
The 77
The Kit
Tom Ed
TR Clone
UniVox
Wers Matic
YMR Ten

3-Digital

Arranger Drums
Bhm Drums
D.Rhythm 110
D.Rhythm 220
D.Rhythm 220E
D.Rhythm Pad
Drum Performer
Drumstar
Dyn ADD1
K-DDD One
K-MR Sixteen
K-S Three A
K-S Three E
L9000
MPD Fourty
OMB Five
P Drum X
SMS 9
SMS MTX
SMS Trix
SR Drums
The 5o5
The 626
Wers Drums
XR ten
YDD Ten
YQY Ten
YRX Eight
YRY Seven

4-BBA2 Add On

8 Bit Box
AnalogR
Clap Machine
D.Rhythm Five
DK5S
DrumBrute
Drumzmo
DST
EM7C
EMD
FM 40P
Gadget 12
Gadget Beat
Kick Machine 2
LM One
MatrixBrute
Mini Pops 7
Mini Pops 20S
Optigan
PT Seven
RATck
Sakata
SCTOM
SM305
Transwave Drums
U1250
UVS3200
VerDrum One
XD Five
YCS 20m
YDD Eleven
YPT Eight

5-Custom

060-ETI Phone Home
069-Dark Rainbow
080-Absolute
090-Elephant
090-For Boy Art
090-Funky Drummer
090-Hot Black 1
090-Hot Black 2 Sub
090-Mama Nova
092-Beaty Pop
092-Shamballum
098-Western Hihat
100-Bad Bronx
111-The Light of Dead
115-Beat Boots
115-Glitch Hop
117-Sky Zone
117-Zouk 2017
119-Badaboum
119-Minimal
120-Breizh Mafia
120-Enpoumshaker
122-Opti Onions
123T-Castagnet
125-Linn Ray No
129T-Exotical
130-Breaking Time
130-Cat Chat Katz
132-Kaizer Sauzon
135-Blue Lion
135-Greater Truth
140-Beathawkology
140-Fav on Five
140-Simple
145-Blue Bird
148-Tied Up
150-Amon Raw

150-Drum and Bass 1
150-Drum and Bass 2
150-Future House
150-Move Snare
150-Party Zouk
150-RnB
174-Drum No Bass
200-Puppet Master

Kits

6-Recreation

072-PCollins-One More N
090-MGaye-Sexual H
090-NWA-Boyz inthe H
099-Schoolly-What Does it M
100-Beside-Change the B
100-HerbieH-Rockit
100-KurtisB-AJ meets D
104-Mantronix-Bassline
110-Davy D-One for the T
110-Davy D-The DMX will rock
110-TTwins-Ballet D
112-Diego-Walk In the N
112-Queen-Radio C
115-BBoys-Brass M
115-Mdna-Vogue
116-FGTH-Relax
116-MFingers-Can you F
120-ABambaataa-Planet R
120-Adamski-Killer
120-AGCG-Voodoo Ray
120-ELover-Egypt
120-Freestyle-Dont Stop The R
120-PCollins-Susudio
122-ICity-Good Life
123-GLow-I Want You
124-ICara-What A F
125-Adonis-No Way B
125-Ttronic-Pump up the J
128-DOrAlive-You Spin Me R
130-Cybotron-Clear
130-TTwins-Gilded C
135-BBeat-Smalltown B
136-Mdna-Dress You Up
141-2Unlimited-No Limit
160-KCarnes-Voyeur
169-aHa-Take On Me

7-Loops - Rolls

Roll 1
Roll 2
Roll 3
Roll 4
Roll 5
Roll 6
Roll 7
Roll 8
Roll 9
Roll 10
Roll 11
Roll 12
Roll 13
Roll 14
Roll 15
Roll 16
Roll 17
Roll 18
Roll 19
Roll 20
Top Loop 1
Top Loop 2
Top Loop 3
Top Loop 4
Top Loop 5
Top Loop 6
Top Loop 7
Top Loop 8
Top Loop 9
Top Loop 10
Top Loop 11
Top Loop 12
Top Loop 13
Top Loop 14
Top Loop 15

8-Fills - Impacts

2.5 beats-Fill 1
2.5 beats-Fill 2
2.5 beats-Fill 3
2.5 beats-Fill 4
2.5 beats-Fill 5
2.5 beats-Fill 6
2 beats-Fill 7
2 beats-Fill 8
2 beats-Fill 9
2 beats-Fill 10
2 beats-Fill 11
2 beats-Fill 12
2 beats-Fill 13
2 beats-Fill 14
2 beats-Fill 15
2 beats-Fill 16
2 beats-Fill 17
2 beats-Fill 18
1 beat-Fill 19
1 beat-Fill 20
1 beat-Fill 21
Full Impact 1
Full Impact 2
Full Impact 3
Full Impact 4
Full Impact 5
Full Impact 6
Full Impact 7
Full Impact 8
Full Impact 9
Full Impact 10
Full Impact 11
Full Impact 12
Full Impact 13
Full Impact 14
Full Impact 15
Full Impact 16
Full Impact 17
Full Impact 18
Hi Impact 1

Hi Impact 2
Hi Impact 3
Hi Impact 4
Hi Impact 5
Hi Impact 6
Low Impact 1
Low Impact 2
Low Impact 3
Low Impact 4
Low Impact 5
Low Impact 6

BEATBOX ANTHOLOGY 2



Patterns

1-Pop Rock

BounceRock
HardPop
HardRock
Pop A
Pop B
Pop C
Pop D
Pop E
PopRock
PunkRock
Rock A
Rock B
Rock C
Rock D
Rock E
Rock F
Rock G
Rock H
Rock I
Rock J
Rock K
Rock L
Rock M
Rock N
Rock'nRoll
Rock'O
SpeedMetal
Twist A
Twist B
ValseRock

2-Funk Disco

Disco A
Disco B
Disco C
Disco D
Disco E
Disco F
Disco G
Disco H
Disco I
Disco J
Disco K
Disco L
Disco M
Funk A
Funk B
Funk C
Funk D
Funk E
Funk F
Funk G
Funk H
Funk I
Funk J
Funk K
Funk L
Funk M
Funk N
Funk O

3-EDM

Dance A
Dance B
DanceRock
EDM A
EDM B
EDM C
EDM D
EDM E
EDM F
EDM G
EDM H
EDM I
EDM J
EDM K
EDM L
EDM M
EDM N
Electro Bolero
Electro
Electrodanse
Electroswing
Euro Beat
SlowElectro
Techno
TRechno

4-Misc

African
AfroBeat
AfroCuban A
AfroCuban B
Baion
Balad A
Balad B
Bongo Clavino
Bossa A
Bossa B
Bossa C
Calypso
Cha-Cha A
Cha-Cha B
Conga
Cuba
Cumbia
Exotic
Flamenco
Gamelan Kecak
Island Beat
Jingo
Lambada
Mambo A
Mambo B
Mapeye
March A
March B
Oriental
Orisa
Pagode
Paso A
Paso B
Plena
Polynesian Beat
Rumba
Salsa A
Salsa B
Samba A
Samba B








Samba C
Tango A
Tango B
Turkich March
Waltz A
Waltz B

5-Jazz Blues

Be Bop
Big Band
Blues A
Blues B
Boogie A
Boogie B
Boogielectric
Dixiland
FusionJazz
HipRap
Jazz A
Jazz B
Jazz Samba
R&B A
R&B B
Reggae A
Reggae B
Rhythm
Rhythmandblues A
Rhythmandblues B
Rhythmandblues C
Shuffle A
Shuffle B
Ska A
Ska B
Slow A
Slow B
Slow Blues
Soul A
Soul B
Swing A
Swing B

Links

UVI

Home	uvi.net/ 
Soundbank Installation Guide	installing_uvi_soundbanks_en.pdf 
UVI Workstation User Guide	uviworkstation_user_guide_en.pdf 
Your Registered Product Serial Numbers and Download Links.	uvi.net/my-products 
FAQ	uvi.net/faq 
Tutorial and Demo Videos	youtube.com/ 
Support	support.uvi.net 

iLok

Home	ilok.com/ 
iLok License Manager	ilok.com/ilm.html 
FAQ	ilok.com/supportfaq 



BEATBOX ANTHOLOGY 2

Credits and Thanks

Produced by UVI

Recording / Editing / Sound Design

Kevin Guilhaumou
Floriane Palmkrantz
Damien Vallet
Alain Etchart
Marc Enciso
Louis Couka
Christian Hatvani

Software + Scripting

Olivier Tristan
Remy Muller

Documents

Nathaniel Reeves
Kai Tomita
Garrett DeMartinis

Special Thanks

Master-Wave
Shelter Studio



UVI.NET