

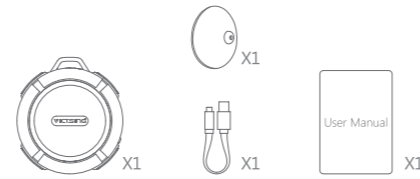
VICTSING



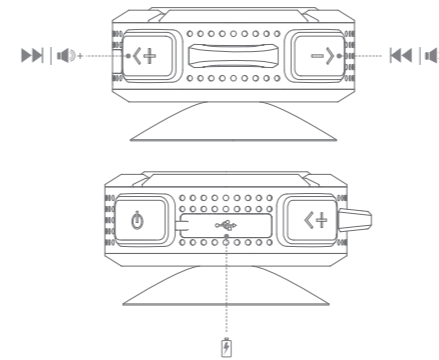
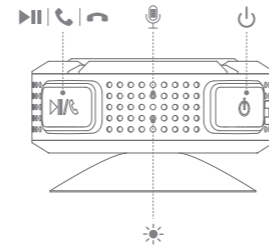
WIRELESS SPEAKER

BH114A

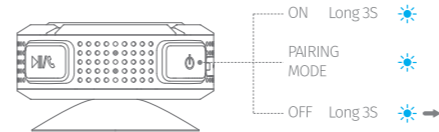
① Package



② Diagram



③ Power On/off



④ How To Pair

Enable your Bluetooth function of your smartphone, search Bluetooth device and select "BH114A" to connect.

Suchen Sie das Bluetooth-Gerät und wählen Sie "BH114A" zum Verbinden.

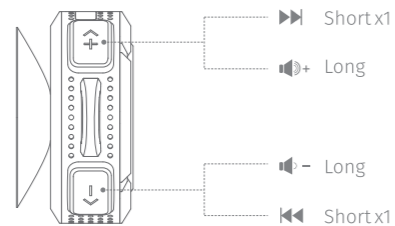
Active el Bluetooth de su móvil, busque el dispositivo de Bluetooth y seleccione "BH114A" para conectarse.

Allumer votre fonction Bluetooth de votre smartphone, rechercher un périphérique Bluetooth et sélectionnez "BH114A" pour se connecter.

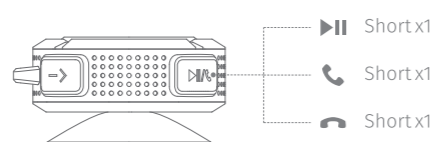
Attivare la funzione Bluetooth del tuo smartphone, cerca il dispositivo Bluetooth e seleziona "BH114A" per connetterti.



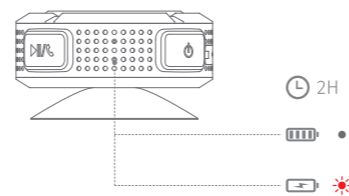
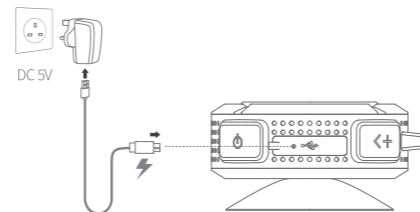
⑤ Volume Control / Music Control



⑥ Play / Pause / Answer / Hang Up



⑦ Charge Battery



FCC STATEMENT

Any Changes or modifications not expressly approved by the party responsible for compliance could void the user's authority to operate the equipment.

This device complies with Part 15 of the FCC Rules.

Operation is subject to the following two conditions:

- (1) This device may not cause harmful interference, and
- (2) this device must accept any interference received, including interference that may cause undesired operation.

Note:

This equipment has been tested and found to comply with the limits for a Class B digital device, pursuant to part 15 of the FCC Rules. These limits are designed to provide reasonable protection against harmful interference in a residential installation. This equipment generates, uses and can radiate radio frequency energy and, if not installed and used in accordance with the instructions, may cause harmful interference to radio communications. However, there is no guarantee that interference will not occur in a particular installation. If this equipment does cause harmful interference to radio or television reception, which can be determined by turning the equipment off and on, the user is encouraged to try to correct the interference by one or more of the following measures:

- Reorient or relocate the receiving antenna.
- Increase the separation between the equipment and receiver.
- Connect the equipment into an outlet on a circuit different from that to which the receiver is connected.
- Consult the dealer or an experienced radio/TV technician for help.

FCC Radiation Exposure Statement:

This equipment complies with FCC radiation exposure limits set forth for an uncontrolled environment.

This transmitter must not be co-located or operating in conjunction with any other antenna or transmitter.

VICTSING