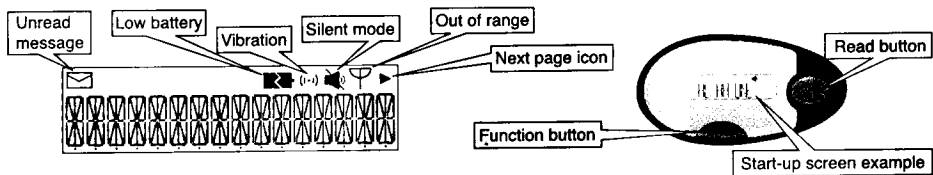


OPERATING INSTRUCTIONS

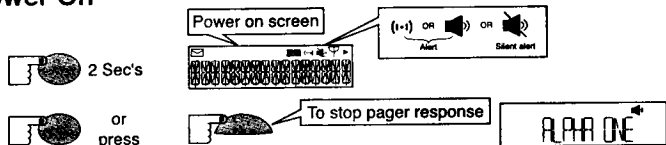


Start-Up Screen

Press the function button repeatedly to get start up screen



Power On

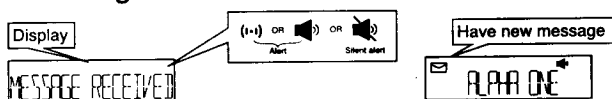


Power Off

Go to the start-up screen Press repeatedly Press and hold the read button for 2 sec's to switch off pager



New Message Received



To Read Message

Go to the start-up screen

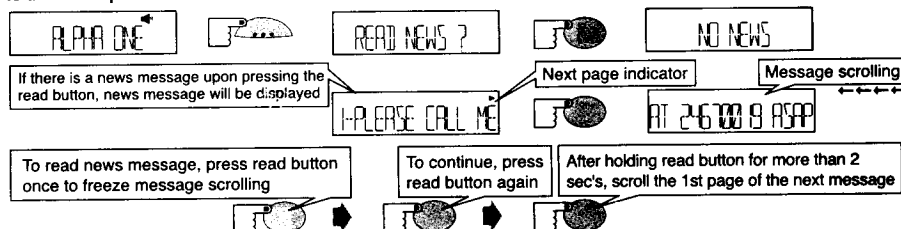


Delete Message



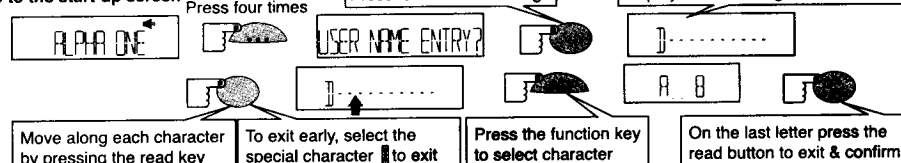
News Message

Go to the start-up screen



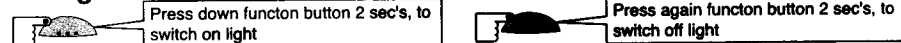
To Enter Your Name

Go to the start-up screen



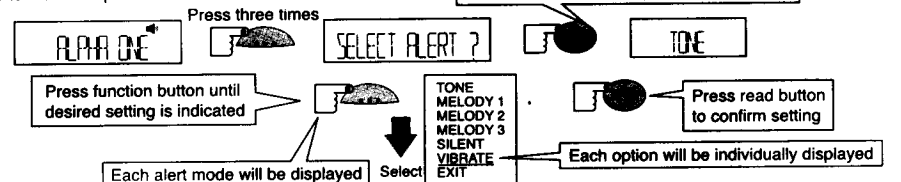
The new name will be displayed as the start-up screen

Back Light




Alert Mode Setting

Go to the start-up screen



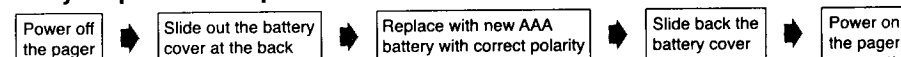
Garbled Message



Battery Replacement (Caution: All messages will be lost during battery replacement)

In case of low battery, the pager will alert the user by a long beep every hour until the user acknowledges the alert by pressing any key to stop it. The screen will display the following message: LOW BATTERY

Battery Replacement procedures



Warning: Changes or modifications to this unit not expressly approved by the party responsible for compliance could void the user's authority to operate the equipment.

NOTE: This equipment has been tested and found to comply with the limits for a Class B digital device, pursuant to Part 15 of the FCC Rules. These limits are designed to provide reasonable protection against harmful interference in a residential installation. This equipment generates, uses and can radiate radio frequency energy and, if not installed and used in accordance with the instructions, may cause harmful interference to radio communications.

However, there is no guarantee that interference will not occur in a particular installation. If this equipment does cause harmful interference to radio or television reception, which can be determined by turning the equipment off and on, the user is encouraged to try to correct the interference by one or more of the following measures:

- Reorient or relocate the receiving antenna.
- Increase the separation between the equipment and receiver.
- Connect the equipment into an outlet on a circuit different from that to which the receiver is needed.
- Consult the dealer or an experienced radio/TV technician for help.

This device complies with Part 15 of the FCC Rules. Operation is subject to the following two conditions: (1) this device may not cause harmful interference, and (2) this device must accept any interference received, including interference that may cause undesired operation.