



at&t

User's manual

**SL82118/SL82218/SL82318/
SL82418/SL82518/SL82558/
SL82658**

**DECT 6.0 cordless
telephone/answering system
with caller ID/call waiting**



Congratulations

on your purchase
of this AT&T product.

Before using this AT&T product, please
read the **Important safety information**
on pages 62-64 of this manual.

Please thoroughly read this user's
manual for all the feature operations
and troubleshooting information necessary
to install and operate your new
AT&T product. You can also visit our
website at **www.telephones.att.com** or call
1 (800) 222-3111.

In Canada, dial **1 (866) 288-4268.**

Model #: SL82118 (single handset)/SL82218 (two handsets)/
SL82318 (three handsets)/SL82418 (four handsets)/
SL82518/SL82558 (five handsets)/SL82658 (six handsets)

Type: DECT 6.0 cordless telephone/answering system

Serial #: _____

Purchase date: _____

Place of purchase: _____

Both the model and serial number of your AT&T product can be found on the
bottom of the telephone base.


Save your sales receipt and original packaging in case it is necessary to return
your telephone for warranty service.




The ENERGY STAR® program (www.energystar.gov) recognizes and encourages the use of products that save energy and help protect our environment. We are proud to mark this product with the ENERGY STAR® label indicating it meets the latest energy efficiency guidelines.

Parts checklist

Your telephone contains the following items.



User's manual



Quick start guide




Cordless handset
(1 for SL82118)
(2 for SL82218)
(3 for SL82318)
(4 for SL82418)
(5 for SL82518/
SL82558)
(6 for SL82658)



Telephone base with
mounting bracket,
telephone line cord and
power adapter installed



Charger for cordless handset
with power adapter installed
(1 for SL82218)
(2 for SL82318)
(3 for SL82418)
(4 for SL82518/SL82558)
(5 for SL82658)



Battery for cordless handset
(1 for SL82118)
(2 for SL82218)
(3 for SL82318)
(4 for SL82418)
(5 for SL82518/SL82558)
(6 for SL82658)



Battery compartment cover
(1 for SL82118)
(2 for SL82218)
(3 for SL82318)
(4 for SL82418)
(5 for SL82518/SL82558)
(6 for SL82658)



Belt clip for cordless handset
(1 for SL82118)
(2 for SL82218)
(3 for SL82318)
(4 for SL82418)
(5 for SL82518/SL82558)
(6 for SL82658)

User's manual

**SL82118/SL82218/SL82318/
SL82418/SL82518/SL82558/
SL82658**

**DECT 6.0 cordless
telephone/answering system
with caller ID/call waiting**



Table of contents

Getting started

Quick reference guide

handset	3
telephone base	4

Installation preparation..... 5

Telephone base & charger

installation.....	6
-------------------	---

Battery installation & charging... 8

Belt clip & optional headset.....9

Mounting bracket procedure.....10

Handset settings

Handset settings.....	16
-----------------------	----

Telephone operation

Handset operation	21
-------------------------	----

Options while on calls.....	24
-----------------------------	----

Chain dialing.....	26
--------------------	----

Intercom.....	27
---------------	----

Call transfer using intercom	29
------------------------------------	----

Directory

About the directory.....	31
--------------------------	----

Creating directory entries	32
----------------------------------	----

Directory review.....	34
-----------------------	----

Directory search.....	35
-----------------------	----

To dial, delete or edit entries.....	36
---	----

Caller ID

Caller ID operation.....	37
--------------------------	----

To review the caller ID history	40
--	----

Answering system

About the answering system.....	41
---------------------------------	----

Day & time announcement.....	43
------------------------------	----

Answering system mode	44
-----------------------------	----

Outgoing announcements	45
------------------------------	----

Answering system setup.....	47
-----------------------------	----

Message playback.....	51
-----------------------	----

Recording & playing memos.....	52
--------------------------------	----

Message counter displays.....	53
-------------------------------	----

Remote access.....	54
--------------------	----

Appendix A , Screen icons, lights & tones.....	55
--	----

Appendix B , Handset display screen messages.....	56
---	----

Appendix C , Adding and registering handsets	58
--	----

Appendix D , Replacing a handset	60
--	----

Appendix E , Maintenance.....	61
--------------------------------------	----

Appendix F , Important safety information.....	62
--	----