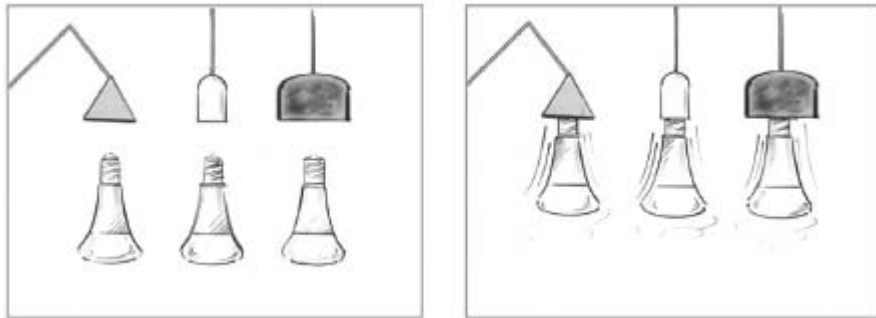
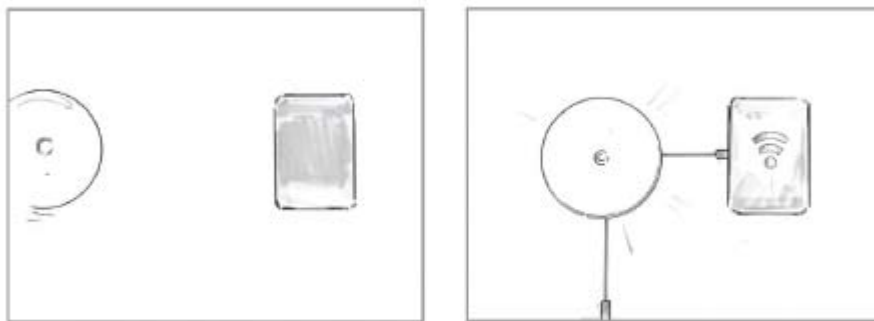


Installation and operation guide


1. Screw in the LED lamp to the socket.



2. On Zigbee IP Bridge, plug in power adaptor to wall socket and connect the wireless router with data cable. The LEDs on the Zigbee IP Bridge flash.



3. Download the application from meethue.com/app and install to your smart device



4. Change the brightness and color of the LED lamp through the application



Please go to www.meethue.com to learn more about hue and how to use it.

For ZigBee IP bridge, FCC ID: EW780-8913-00

For LED lamp, FCC ID: O3M92900-0226-6X

This device complies with Part 15 of the FCC Rules and with RSS-210 of Industry Canada. Operation is subject to the following two conditions: (1) this device may not cause harmful interference, and (2) this device must accept any interference received, including interference that may cause undesired operation.

IC Certification:

- LED lamp: company number: 10469A, UPN: 2265X.
- ZigBee IP bridge: company number: 1135B, UPN: 80891300.

This Class B digital apparatus complies with Canadian ICES-003.

This digital apparatus does not exceed the class B limits for radio-noise emissions from digital apparatus as set out in the Radio Interference Regulations of the Canadian Department of Communications.

NOTICE: Changes or modifications made to this device not expressly approved by Philips Lighting Company (USA) and Philips Electronics Ltd (Canada) (collectively "Philips") may void the U.S. FCC and Canadian authorization to operate this device.

CAUTIONS: To maintain compliance with the FCC's RF exposure guideline, place the Zigbee IP Bridge at least 20cm from nearby person

NOTE: This equipment has been tested and found to comply with the limits for a CLASS B digital device, pursuant to Part 15 of the FCC Rules. These limits are designed to provide reasonable protection against harmful interference in a residential installation. This equipment generates uses and can radiate radio frequency energy and, if not installed and used in accordance with the instructions, may cause harmful interference to radio communications.

However, there is no guarantee that interference will not occur in a particular installation. If this equipment does causes harmful interference to radio or television reception, which can be determined by turning the equipment off and on, the user is encouraged to try to correct the interference by on or more of the following measures:

- Reorient or relocate the receiving antenna
- Increase the separation between the equipment and receiver.
- Connect the equipment into an outlet on a circuit different from that to which the receiver is connected.
- Consult the dealer or an experienced radio/TV technician for help.

WARNINGS AND CAUTIONS:

- The bulb is suitable for use in open luminaries (fixtures).
- The bulb is not suitable for totally enclosed fixtures.
- The bulb is not intended for use with emergency exit fixtures or emergency lights.
- The bulb is not compatible with photo controls, occupancy sensors, or timing devices unless specifically designed for hue.
- The bulb is not suitable for use with dimmers.
- Risk of electric shock – Do not use device where directly exposed to water.
- Before replacing, turn off power and let the bulb cool to avoid electrical shock or burn.
- The device is for indoor use only.

- Do not use the device in wet locations, e.g. bathrooms or outdoors.

OPERATING INSTRUCTIONS:

- This device is not a toy designed to be played with by children.
- Do not place the device on hot surfaces.
- For safety reasons, do not open device, which will also void the warranty.
- Only use the adaptor supplied; using a different adaptor can damage the device.
- Use the bulb only in a socket rated for this bulb.

LIMITED WARRANTY:

Philips warrants that this device will be free from defects in material and workmanship and will operate for 2 years based on up to 3 hours average usage per day/7 days per week, when used as directed. If this device does not conform to the warranty, Philips will send you, at its election, a replacement device or refund your original purchase price upon receipt of the returned device, register receipt and proof of purchase. Please call our toll-free number 1-800-555-0050, write to Philips (address indicated on the packaging) or send an email at the website www.philips.com to find out how to return the device. This limited warranty does not cover devices subject to accident, neglect, abuse, misuse or acts of God. REPLACEMENT OR REFUND IS YOUR SOLE REMEDY. EXCEPT TO THE EXTENT PROHIBITED BY APPLICABLE LAW, ANY IMPLIED WARRANTIES ARE LIMITED IN DURATION TO THE DURATION OF THIS WARRANTY. LIABILITY FOR INCIDENTAL OR CONSEQUENTIAL DAMAGES IS HEREBY EXPRESSLY EXCLUDED. Some states and provinces do not allow exclusion of incidental or consequential damages, so the above limitation or exclusion may not apply to you. This warranty gives you specific legal rights, and you may also have other rights which vary from state to state and province to province.

CLEANING AND MAINTENANCE:

Do not clean the device when it is on and connected to the power supply.
To avoid scratching the device, clean only with a soft dry cloth.
Do not use cleaning agents to clean the device.

Manage in accordance with disposal laws in your area.

“Hue Personal Wireless Lighting” is a trademark owned by Koninklijke Philips Electronics N.V.

Wireless Specification:

Wireless RF mode frequency band:	2400~2483.5 MHz
Wireless communications protocol:	IEEE 802.15.4
Operating channels:	channels 11 – 26

Environmental specification:

Temperature (operation):	0-35 °C
Temperature (Storage):	-25-60 °C
Relative humidity:	5-95 % non condensing
Standby power:	0.45 W per lamp