



User's Guide

6300702

Key/Phone Finder




Thank you for purchasing your Key/Phone Finder from **RadioShack**. Please read this user's guide before using your new key/phone finder.

Package Contents

- Key/Phone Finder
- User's Guide

Features

- Proximity alert:
Notifies you when your keys and iPhone® or iPad® are apart.
- Two-way finder:
You can use the key/phone finder to locate your iPhone or iPad, and use your iPhone or iPad to locate the finder.
- Compatible with:
 - » iPhone 4S
 - » iPad (3rd generation)

 **Note:** Requires the **RadioShack Finder** app, available as a free download from the App StoreSM.

2

Pairing Your Device with the Key/Phone Finder

1. Download the **RadioShack Finder** app to your iPhone or iPad.
2. Activate the Bluetooth® wireless technology on your iPhone or iPad (refer to the user's guide of your device).

3. Press and hold the Key/Phone Finder's button to turn on the finder. The LED flashes green twice.
To turn off the finder, press and hold the button until the LED flashes red three times.



4. With the Key/Phone Finder off, press and hold the button for about six seconds. The LED flashes red and green, indicating the finder is in pairing mode.


3

5. Tap the **RadioShack Finder** app on your device. The app will search for the finder.



6. When the Key/Phone Finder (Tag) appears, tap the check box to establish a connection between the finder and your device. **Find Tag** appears.



 **Note:** You can connect up to eight Key/Phone Finders to your iPhone or iPad.

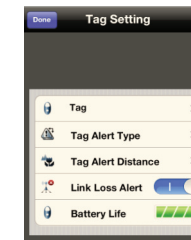
Using Your Key/Phone Finder

1. Press the finder's button to locate your device. Slide **Alert On/Off** to Off to stop the alert.
2. On the app, tap **Find Tag** to locate the finder. Press the finder's button to stop the alert.

4

Customizing Settings

You can customize each Key/Phone Finder paired with your device by tapping the arrow to the right of **Find Tag**. The **Tag Setting** screen appears. Tap the arrow to the right of each setting to open the setting page.



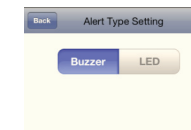
Tag

On the **Device Name** screen, rename your tag and then tap **Save**.

For the following settings, be sure **Alert On/Off** is set to On.

Tag Alert Type

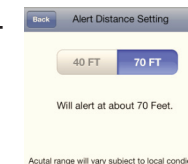
On the **Alert Type Setting** screen, tap **Buzzer** or **LED** to determine the type of alert.



5

Tag Alert Distance

On the **Alert Distance Setting** page, tap **40 FT** or **70 FT** to determine which distance will trigger an alarm to let you know your finder is apart from your device.



Link Loss Alert

With this feature, the finder and your device alert you when the link between the two is lost. On the main screen of the app, the **Tag** check box will turn red.

- During an alert, you can turn off the alert by tapping the red **Tag** check box.
- Link Loss Alert is enabled by default. Slide the button to the left to disable it.

Battery Life

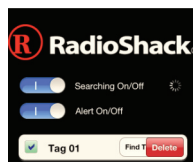
The **Battery Life** icon displays the amount of power left in the tag: >75%, 50% – 75%, 25% – 50%, <25%).

6



Deleting a Key/Phone Finder from the App


On the main screen, slide the Tag name from left to right, and then tap **Delete**.



Replacing the Battery

When battery power is low, the LED flashes red every thirty seconds.

While pressing the tab on the battery compartment tray, slide the tray out. Insert a fresh CR2032, 3V button-cell battery, with the positive (+) side facing up.



Then slide the tray back into the battery compartment until it clicks.

7

Lithium Battery Notes:

- Do not burn or bury batteries. Do not puncture or crush. Do not disassemble.
- Recycle lithium batteries. Do not dispose of in the trash.
- Use only fresh batteries of the required size and recommended type.
- Remove the battery if you do not plan to use the product for an extended time.
- Never allow loose cells to short circuit against battery tabs or other conductive items.
- Keep button-cell batteries away from children. Swallowing a button-cell battery can be fatal.
- If the electrolyte in the cells should get on your skin, thoroughly wash with soap and water. If in the eyes, rinse thoroughly with cool water. Immediately seek medical attention.

8

FCC Information

This equipment has been tested and found to comply with the limits for a Class B digital device, pursuant to Part 15 of the FCC Rules. These limits are designed to provide reasonable protection against harmful interference in a residential installation. This equipment generates, uses, and can radiate radio frequency energy and, if not installed and used in accordance with the instructions, may cause harmful interference to radio communications. However, there is no guarantee that interference will not occur in a particular installation. If this equipment does cause harmful interference to radio or television reception, which can be determined by turning the equipment off and on, the user is encouraged to try to correct the interference by one or more of the following measures:

- Reorient or relocate the receiving antenna.
- Increase the separation between the equipment and receiver.
- Connect the equipment into an outlet on a circuit different from that to which the receiver is connected.
- Consult your local **RadioShack** store or an experienced radio/TV technician for help.

If you cannot eliminate the interference, the FCC requires that you stop using your equipment. Changes or modifications not expressly approved by **RadioShack** may cause interference and void the user's authority to operate the equipment.

9

This device complies with Part 15 of the FCC rules. Operation is subject to the following two conditions: (1) This device may not cause harmful interference, and (2) This device must accept any interference received, including interference that may cause undesired operation.

Limited Warranty

RadioShack warrants this product against defects in materials and workmanship under normal use by the original purchaser for **ninety (90) days** after the date of purchase from a **RadioShack**-owned store or an authorized **RadioShack** franchisee or dealer. **RADIOSHACK** MAKES NO OTHER EXPRESS WARRANTIES.

This warranty does not cover: (a) damage or failure caused by or attributable to abuse, misuse, failure to follow instructions, improper installation or maintenance, alteration, accident, Acts of God (such as floods or lightning), or excess voltage or current; (b) improper or incorrectly performed repairs by persons who are not a **RadioShack** Authorized Service Facility; (c) consumables such as fuses or batteries; (d) ordinary wear and tear or cosmetic damage; (e) transportation, shipping or insurance costs; (f) costs of product removal, installation, set-up service, adjustment or reinstallation; and (g) claims by persons other than the original purchaser.

Should a problem occur that is covered by this warranty, take the product and the **RadioShack**

10

sales receipt as proof of purchase date to any **RadioShack** store in the U.S. **RadioShack** will, at its option, unless otherwise provided by law: (a) repair the product without charge for parts and labor; (b) replace the product with the same or a comparable product; or (c) refund the purchase price. All replaced parts and products, and products on which a refund is made, become the property of **RadioShack**. New or reconditioned parts and products may be used in the performance of warranty service. Repaired or replaced parts and products are warranted for the remainder of the original warranty period. You will be charged for repair or replacement of the product made after the expiration of the warranty period.

RADIOSHACK EXPRESSLY DISCLAIMS ALL WARRANTIES AND CONDITIONS NOT STATED IN THIS LIMITED WARRANTY. ANY IMPLIED WARRANTIES THAT MAY BE IMPOSED BY LAW, INCLUDING THE IMPLIED WARRANTY OF MERCHANTABILITY AND, IF APPLICABLE, THE IMPLIED WARRANTY OF FITNESS FOR A PARTICULAR PURPOSE, SHALL EXPIRE ON THE EXPIRATION OF THE STATED WARRANTY PERIOD.

EXCEPT AS DESCRIBED ABOVE, **RADIOSHACK** SHALL HAVE NO LIABILITY OR RESPONSIBILITY TO THE PURCHASER OF THE PRODUCT OR ANY OTHER PERSON OR ENTITY WITH RESPECT TO ANY LIABILITY, LOSS OR DAMAGE CAUSED DIRECTLY OR INDIRECTLY BY USE OR PERFORMANCE OF THE PRODUCT OR ARISING

11

OUT OF ANY BREACH OF THIS WARRANTY, INCLUDING, BUT NOT LIMITED TO, ANY DAMAGES RESULTING FROM INCONVENIENCE AND ANY LOSS OF TIME, DATA, PROPERTY, REVENUE, OR PROFIT AND ANY INDIRECT, SPECIAL, INCIDENTAL, OR CONSEQUENTIAL DAMAGES, EVEN IF **RADIOSHACK** HAS BEEN ADVISED OF THE POSSIBILITY OF SUCH DAMAGES.

Some states do not allow limitations on how long an implied warranty lasts or the exclusion or limitation of incidental or consequential damages, so the above limitations or exclusions may not apply to you. This warranty gives you specific legal rights, and you may also have other rights which vary from state to state. You may contact **RadioShack** at:

RadioShack Customer Relations, 300 RadioShack Circle, Fort Worth, TX 76102 04/08

www.RadioShack.com

iPhone and iPad are trademarks of Apple, Inc., registered in the U.S. and other countries. App Store is a service mark of Apple, Inc.

Bluetooth is a registered trademark of Bluetooth SIG, Inc.

©2012. **RadioShack** Corporation. All rights reserved.

RadioShack is a trademark used by **RadioShack** Corporation. Printed in China 09A12 6300702

12