



2008

VERMONT MOTORCYCLE LICENSING GUIDE AND OPERATOR'S MANUAL

VERMONT DEPARTMENT OF MOTOR VEHICLES
AND
THE MOTORCYCLE SAFETY FOUNDATION



A MESSAGE FROM THE COMMISSIONER OF MOTOR VEHICLES

The motorcycle is a popular and powerful machine which demands skill and attention. As motorcyclists we must exercise extra caution in preparing to ride and while riding. The motorcyclist is exposed throughout the entire ride and is subjected to the hazards of weather, road conditions and the actions of other drivers.

This manual will help you become a more knowledgeable rider, make you aware of your limits and those of your motorcycle and increase your safety awareness.

To learn to be a safe, defensive driver I would encourage all riders, especially beginners and those riders who haven't ridden in some time, to take the State-sponsored Vermont Rider Education Program (VREP). VREP is a 20-hour comprehensive rider-training program designed to teach the basic skills necessary for safe motorcycle operation. VREP also has a program for advanced or experienced riders. This course will help build upon your experience and hone skills that you may already have. Both programs follow nationally recognized safety and training standards and involve both classroom and on-cycle training. Upon successful completion of the 20-hour course, the DMV skills test is waived and a motorcycle endorsement is provided by the Department. For course information please call 1-800-529-2535 (In Vermont only).

A handwritten signature in cursive script, reading "Bonnie L. Rutledge".

**Bonnie Rutledge
Commissioner**

The Department of Motor Vehicles does not discriminate against individuals with disabilities in the provision of services, programs, activities or employment.

TABLE OF CONTENTS

23 V.S.A. §202 and §203	1
Vermont State Holidays	3
Motorcycle Examination Locations	4
Do I Need An Appointment	5
Motorcycle Rider Training Program	6
Motorcycle Awareness Classroom Training	8
Liability Insurance Requirements	8

Part I

How to Obtain a Motorcycle Learner Permit	9
How to Obtain a Motorcycle Endorsement	10
How to Obtain a 3-Wheeled Motorcycle Endorsement	11
Motorcycles and Mopeds Defined	11
Vermont Regulations	12
Hand Signals	12
Motorcycle Care and Maintenance	13
Annual Inspection	14
Vermont Motorcycle Skills Tests	15
General Information – Skills Tests	17
Test Course Layout – Illustration	18
Illustration A – Run #1	19
Illustration B – Run #2	20
Illustration C – Run #3	21
Illustration D – Run #4	22
Alternate Motorcycle Operator Skills Test – Score Sheet	23
Eye and Face Protection (Clarification)	24
Helmet Required in Vermont	24
A Reminder – Deer and Moose on Vermont Highways	25

Part II

MOTORCYCLE OPERATOR MANUAL – from the “Motorcycle Safety Foundation”

- **23 V.S.A. §202 - Impersonating another in an application, or aiding an applicant by false representation.**

A person who falsely impersonates another in an application for operator license or learner permit, or in an application for a non-driver identification card, or in an application for motor vehicle registration, all terrain vehicle, snowmobile or motorboat registration, or vessel validation, or who obtains a learner permit or non-driver identification card by false representation, or who obtains a motor vehicle registration or a registration for any other type of vehicle or vessel by false representation, or who uses an assumed name or name not his or her own in an application for operator's license, or learner permit or in an application for non-driver identification card, or in an application for motor vehicle registration, or registration for any other type vehicle or vessel, or who knowingly aids an applicant in obtaining such a license, permit, registration or non-driver identification card by false representation as to the age or identity of such applicant, shall be fined not more than \$1,000 or imprisoned not more than two years, or both and shall have his or her privilege to operate suspended for 90 days.

- **23 VSA §203 ~ Counterfeiting or Misusing Number Plates, Registration Certificates or Operating License.**

(a) A person shall not:

- (1) Counterfeit or cause to be counterfeited or have in his or her possession any counterfeit number plate, validating sticker, marker, inspection sticker, registration certificate, learner's permit, nondriver identification card, insurance identification card, or operator license, or alter or have in his or her possession any altered number plate or marker; or
- (2) Display or cause or permit to be displayed, or have in his or her possession, any fictitious or fraudulently altered operator license, learner's permit, nondriver identification card or registration certificate, or display for any fraudulent purpose, an expired or counterfeit insurance identification card or similar document; or
- (3) Lend his or her operator license to any other person or knowingly permit the use thereof by another; or

- (4) Display or represent as his or her own any operator license, permit or nondriver identification card not issued to him or her; or
 - (5) Permit any unlawful use of an operator license, permit or nondriver identification card issued to him or her by the commissioner; or
 - (6) Obtain or attempt to obtain a registration plate, validation sticker, registration certificate, operator's license, learner's permit, nondriver identification card, or duplicate copy of any of such documents by the use of fraudulently obtained, fictitious, or altered identity documents or by the use of identity documents not his or her own; or
 - (7) Lend his or her identity documents to aid an applicant in his or her attempt to fraudulently obtain or actually obtain a registration plate, validation sticker, registration certificate, operator's license, learner's permit, nondriver identification card or duplicate copy of such documents.
- (b) Upon conviction for a violation of subsection (a) of this section, the person's privilege to operate motor vehicles shall be suspended for 60 days.

VERMONT STATE HOLIDAYS

New Year's Day	January 1
Martin Luther King, Jr. Day	3rd Monday in January
Washington's Birthday	3rd Monday in February
Town Meeting Day	1st Tuesday in March
Memorial Day	Last Monday in May
Independence Day	July 4
Bennington Battle Day	August 16
Labor Day	1st Monday in September
Veterans' Day	November 11
Thanksgiving Day	4th Thursday in November
Day After Thanksgiving	State offices are usually closed the day after Thanksgiving.
Christmas Day	December 25

Any legal holiday which falls on a Saturday shall be observed on the preceding Friday. Any legal holiday which falls on a Sunday shall be observed on the following Monday.

At times only one individual may staff our offices. The examiner may not always be present due to road testing. Please be patient. The examiner will assist you as soon as possible.

On occasion it may be necessary to cancel or postpone driver testing due to poor road conditions. Call Central Scheduling at 802-828-2085 for information and to reschedule, if necessary.

MOTORCYCLE EXAMINATION LOCATIONS

You should take the test at the testing office nearest your home.

The telephone number for scheduling appointments at all locations is:
802-828-2085 (8:00 a.m. – 4:00 p.m.)

For general information please call: **802-828-2000**

Telecommunications Relay Service **TTY/TDD: 800-253-0191**

Bennington

215 North Street
Monday – Friday
7:45 a.m. – 4:00
p.m.

Burlington

State Office Complex
1193 North Avenue
Monday, Tuesday,
Thursday & Friday
7:45 a.m. – 4:00 p.m.
**Wednesday 7:45 p.m.
– 6:00 p.m.**

Montpelier

120 State Street
Monday, Tuesday,
Thursday & Friday
7:45 a.m. – 4:30 p.m.
**Wednesday 7:45 p.m.
– 6:00 p.m.**

Newport

100 Main Street
Monday – Friday
7:45 a.m. – 4:00
p.m.

Rutland

State Office Complex
101 State Place
Monday, Tuesday,
Thursday & Friday
7:45 a.m. – 4:00 p.m.
**Wednesday 7:45 p.m.
– 6:00 p.m.**

Springfield

100 Mineral Street,
Suite 103
Monday, Tuesday,
Thursday & Friday
7:45 a.m. – 4:00 p.m.
**Wednesday 7:45 p.m.
– 6:00 p.m.**

MOBILE UNITS

DMV operates two mobile units that make scheduled visits in the following communities:

**Dummerston
Middlebury**

**St. Albans
St. Johnsbury**

White River Junction

*(Cash is **not** accepted at the mobile office locations.)*

For further information relative to dates, times and a list of services the mobile units provide, please call **802-828-2000** or check the Vermont DMV website at: **www.dmv.state.vt.us**

SKILLS TESTS

Skills Tests are given at the following locations:

Bennington	- State Office Complex, 215 North Street
Colchester	- AOT Garage, Barnes Ave., Fort Ethan Allen
Montpelier	- AOT Site, Industrial Lane, Berlin, VT
Rutland	- State Office Complex, 101 State Place
St. Johnsbury	- State Office Building, Route 5
Springfield	- State Office Building, 266 River Street

Motorcycle examination dates and times are determined by demand. Location of the skills test may be subject to change. Testing is usually conducted April through October, weather permitting. Skills tests are not available from the first of November through the end of March.

DO I NEED AN APPOINTMENT?

The Department of Motor Vehicles recommends that each person applying for a Motorcycle Learner Permit or motorcycle endorsement make an appointment. Making an appointment ensures that you will receive service in the least amount of time possible.

If you choose not to make an appointment, when you appear at the examination office you will be processed as a "walk-in". This means that all persons with appointments will be serviced first. If, after all appointments are done, there is sufficient time to administer the test you want, you will be tested. Motorcycle SKILLS TESTS are administered ONLY on certain days at the examination offices listed on the previous page. You will be able to apply for a skills test as a "walk-in" ONLY on the days the skills test is offered.

MOTORCYCLE RIDER TRAINING PROGRAM

The Vermont Rider Education Program was established in direct response to a bill passed by the General Assembly in 1990, calling for a motorcycle rider-training program.

The Vermont Rider Education Program (VREP) is a comprehensive rider-training program. The program is designed to provide the training necessary to enhance operator safety and reduce injuries that occur in motorcycle crashes.

VREP encourages people who are interested in riding motorcycles to take this training. The training provided through VREP is highly effective for novice as well as the most experienced riders.

The program is voluntary until such time as the Commissioner of Motor Vehicles determines the program shall be mandatory. After that date, all applicants for a Motorcycle Learner Permit or Operator License endorsement for operating a motorcycle shall successfully complete the training course.

The training program follows nationally recognized safety and training standards and involves both classroom and on-cycle training. The maximum tuition per student is set annually by the Department of Motor Vehicles.

For information on the Vermont Rider Education Program or to locate the nearest training site, you may call 1-800-529-2535 or check the Vermont DMV website at: **www.dmv.state.vt.us**. Four courses are offered:

1. **BASIC RIDER COURSE (BRC):** This 18-hour course is for novice riders and those with limited riding experience, as well as riders who haven't ridden for some time. The course, which includes a combination of riding exercises and classroom discussions, teaches the basic skills needed to operate a motorcycle in traffic.

The course begins by familiarizing students with the location and operation of controls. Students learn riding skills by practicing on small motorcycles. Students must demonstrate they have the strength, balance and coordination to perform straight-line riding, shifting, turning and stopping exercises.

The course then introduces students to the strategies needed for riding on the street and sharing the road with other vehicles. Skills taught include emergency braking, swerving and proper cornering techniques.

Motorcycles, textbooks and helmets, if needed, are provided for this course. All exercises are conducted on a protected range.

Students successfully completing the Basic Rider Course will be **exempt from taking the Vermont motorcycle knowledge and skill examinations to obtain their motorcycle endorsement.**

2. **INTERMEDIATE RIDER COURSE (IRC):** This one-day course is designed for students who have completed the Basic Rider Course and wish more range practice time on the motorcycle. Emphasis is placed on the skill requirements of the student. Motorcycles and helmets, if needed, are provided for this course.
3. **EXPERIENCED RIDER LICENSE WAIVER COURSE (ERC-LICENSE WAIVER):** This one-day course is designed for riders who do not possess a driver's license with a motorcycle endorsement. The course includes riding exercises and discussions on motorcycle safety. Exercises practiced help riders hone their motorcycle skills including emergency braking, swerving, proper cornering techniques and slow speed maneuvers.

Students may bring their own street legal motorcycle. Students not wishing to use their own motorcycle may use a program motorcycle for an additional fee.

Students successfully completing the ERC License Waiver will be **exempt from taking the Vermont motorcycle skill examination to obtain their motorcycle endorsement.**

4. **EXPERIENCED RIDER SKILLS PLUS COURSE (ERC-PLUS):** This one-day course is designed for riders who are already licensed and frequently ride. This course includes riding exercises and discussions on motorcycle safety. Exercises practiced help riders hone their motorcycle skills including braking, swerving, proper cornering techniques and slow speed maneuvers.

MOTORCYCLE AWARENESS CLASSROOM TRAINING

A bill passed by the General Assembly gave the Commissioner of Motor Vehicles the discretion to require any applicant to successfully complete and approved classroom training curriculum before a Motorcycle Learner Permit or motorcycle endorsement may be issued.

The Motorcycle Awareness Program is a 3½ to 4 hour classroom course that has been developed in partnership with the “Motorcycle Safety Foundation”. A pilot course is currently being implemented. The pilot course will initially run on a voluntary basis, but once it has been tested and proven to be effective, it is planned to make the course mandatory for anyone wishing to obtain a Motorcycle Learner Permit or motorcycle endorsement.

LIABILITY INSURANCE IS REQUIRED

It is unlawful for any owner or operator to operate or permit the operation of a motor vehicle on the highways of Vermont without a policy of liability insurance that is in effect.

A minimum coverage of \$25,000 for death or injury to one person; \$50,000 for death or injury of two or more persons; and \$10,000 for property damage is required.

Proof of liability insurance coverage must be carried in the vehicle. If you are stopped by a law enforcement officer you will be requested to show proof of insurance to the officer. If you cannot, you may be subject to a fine and points on your driving record. If, at the time you are stopped, you have insurance but cannot show proof, you have 15 days to produce the proof to the officer.

An automobile insurance identification card is required by Vermont law. The card must contain the name of your insurance carrier, the effective and expiration dates of coverage, the name of the insured and a description of the vehicle (including the identification number). It also must include limits of liability or a statement that the policy provides the minimum insurance required by Vermont law.

PART I

A. HOW TO OBTAIN A MOTORCYCLE LEARNER PERMIT:

A Vermont licensed resident who does not possess a motorcycle endorsement may obtain a Motorcycle Learner Permit to learn how to operate a motorcycle.

To obtain a Motorcycle Learner Permit you must do the following:

1. Make an appointment for an examination at a motor vehicle office near you. At the examination, 20 of the 25 questions must be answered correctly. If the knowledge test is failed, there is a waiting period of at least one day before the exam may be taken again.
2. If you are 16 or 17 years old you **MUST** have a parent or legal guardian sign the Motorcycle Learner Permit application as well as have a valid Junior Operator License.
3. The fee for each knowledge examination is \$7.00. There is no fee for a Motorcycle Learner Permit.
4. After the permit is issued you may call 1-802-828-2085 to schedule an appointment for your skills test. The permit is valid for 120 days from the date of issue. If the appointment is not made or you do not feel confident to take the skills test at the end of the 120 days, you may renew your permit. There is no fee for the renewal. You may renew by mail. Renewal forms are available at all Department of Motor Vehicle offices and on the Vermont DMV website.
5. A Motorcycle Learner Permit may be renewed only twice. If, during the original permit period and two renewals, the Motorcycle Learner Permit holder has not taken the skills test nor the Motorcycle Rider Training Course, (s)he may not obtain another Motorcycle Learner Permit for a period of 12 months from the expiration date of the last permit.

The Motorcycle Learner Permit will allow you to ride a motorcycle on any public highway to become familiar with actual in-traffic operation. There are certain restrictions:

- 1.) A motorcycle may be operated during daylight hours only;
- 2.) The Motorcycle Learner Permit holder is NOT ALLOWED to carry any passengers;
- 3.) The Motorcycle Learner Permit is valid in VERMONT only. Ignoring the restrictions will VOID the Motorcycle Learner Permit.

If you hold a valid Motorcycle Learner Permit you may ride the motorcycle to the skill test area on the day of your appointment. If you fail the skills test and your permit has not expired you will, under most circumstances, be allowed to ride away. If the permit is due to expire, you may renew it for 120 days. There is no fee for the renewal. If it has already been renewed twice, you must take the knowledge test again to be issued a new permit provided at least 12 months has passed from the expiration of the last permit.

If you fail the skills test a one-week practice period is required before another skills test may be taken.

Remember, whenever you operate your motorcycle you must have your valid Vermont Driver License, Motorcycle Learner Permit, registration and insurance card in your possession.

B. HOW TO OBTAIN A MOTORCYCLE ENDORSEMENT ON A VERMONT DRIVER LICENSE:

Every Vermont resident who operates a motorcycle on the highway in Vermont must hold a valid Vermont Operator, Commercial Driver License or Junior Operator License with the proper motorcycle endorsement. The Commissioner may, upon request, issue a restricted endorsement for the operation of a 3-wheel motorcycle

NOTE: DMV motorcycle endorsement knowledge and skills tests will be waived to anyone who has successfully completed the VREP Basic Motorcycle Course.

Any Vermont licensed individual with a Motorcycle Learner Permit is required to successfully complete a skills test before the endorsement will be issued. There is a fee of \$2.00 per year for the motorcycle endorsement. An explanation of the skills test, complete with diagrams, is contained in Part I of this manual.

You will not be permitted to take the skills test unless the cycle you furnish for this purpose is properly equipped, registered, inspected (if required), insured, and in good mechanical condition. If an applicant fails the skills test a one-week practice period is required before another skills test may be taken.

Any motorcycle used for the skills test portion of the exam must be legally transported to the exam site. For example, you can have another licensed motorcycle operator ride the bike to the exam location for you. In this instance that operator would be required to show a valid license to the examiner. If you have a Motorcycle Learner Permit you may ride the bike to the exam location. You may also transport the bike in another registered and insured vehicle such as a trailer, truck or van.

All applicants applying for a motorcycle endorsement must hold a valid Vermont license. A fee of \$7.00 will be made to the applicant for the knowledge test. There is no fee for the skills test.

C. HOW TO OBTAIN A MOTORCYCLE ENDORSEMENT TO OPERATE A THREE-WHEELED MOTORCYCLE:

To obtain an endorsement for a 3-wheeled motorcycle you must possess a valid Vermont Operator, Commercial Driver License or Junior Operator License. You will be required to pass the motorcycle knowledge examination. Upon successful completion, your license will be endorsed to allow you to operate a 3-wheeled motorcycle. This endorsement is restricted to 3-wheeled motorcycles only and does not permit you to operate a two-wheeled motorcycle.

Remember, no tests will be given unless you hold a valid Vermont Operator License, Junior Operator License or Commercial Driver License.

D. MOTORCYCLES AND MOPEDS:

Definition of Motorcycle: "Motorcycle" shall mean any motor-driven vehicle having a seat or saddle for the use of the rider and designed to travel on not more than three wheels in contact with the ground, but excluding mopeds, golf carts, track-driven vehicles,

tractors and vehicles on which the operator and passengers ride within an enclosed cab.

Definition of Moped: "Moped" means a motor-driven cycle equipped with two or three wheels, foot pedals to permit propulsion, a power source providing up to a maximum of two brake horsepower and having a maximum piston or rotor displacement of 50 cubic centimeters if a combustion engine is used, which will propel the vehicle, unassisted, at a speed not to exceed 30 M.P.H. on a level road surface and is equipped with a power drive system that functions directly or automatically only, not requiring clutching or shifting by the operator after the drive system is engaged.

The operator of a moped is required to have a valid Vermont license and is subject to all laws regulating motor vehicles and motorcycles except that the operator is not required to have a motorcycle endorsement or to wear a helmet or face protection.

E. VERMONT REGULATIONS:

Owners and operators of motorcycles or mopeds are subject to all laws regulating motor vehicles. The operator of a motorcycle must have a valid Vermont operator license with a motorcycle endorsement.


If you operate a motorcycle or a moped on the highway, you are granted all privileges and are subject to all of the rules applicable to the driver of any other type of motor vehicle. You must obey all traffic regulations, stop signs and signal lights. You have full use of the traffic lane, but two motorcycles or mopeds shall not be operated beside each other in the same lane of traffic.

F. HAND SIGNALS:

The law requires that all operators signal their intentions, either with a hand signal or with a mechanical or lighting device approved by the Commissioner, before slowing down, stopping or making a turn, pulling out of a parking place or changing traffic lanes. When hand signals are used, the following are prescribed by law:

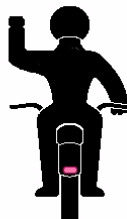
To Make A Left Turn:

Extend left hand and arm straight out horizontally, keeping hand and arm stationary.




To Make A Right Turn:

Extend left hand and arm upward, keeping hand and arm stationary.



TO STOP OR REDUCE SPEED:

Extend left hand and arm downward, keeping hand and arm stationary.



G. MOTORCYCLE CARE AND MAINTENANCE:

General Care and Maintenance:

Pre-ride inspections help insure a trouble free ride and provide confidence that your motorcycle will respond properly. The primary source of information about how a motorcycle should be inspected and maintained is its owner's manual. Be sure to absorb all of its important information. A motorcycle will continue to ride like new if it is properly maintained and routine inspections become part of its maintenance cycle.

A pre-ride inspection of the motorcycle should be as routine and automatic as checking the weather forecast before heading out for the day. It's quick and easy to check the critical components, and a convenient reminder is T-CLOCS. It is recommended that you follow the T-CLOCS inspection before every ride.

T – Tires and Wheels

- Air pressure
- Tread
- Cracks, dents, loose spokes
- Bearings
- Brakes

C – Controls

- Levers
- Switches
- Cables
- Hoses
- Throttle

L – Lights and Electrics

- Working condition

O – Oil and Other Fluids

- Levels
- Leaks

C – Chassis

- Suspension
- Drive components (chain, belt, or drive shaft)

S - Side stand

- A pre-ride inspection should not take more than a few minutes. If done before every ride, it can help you identify changes before they become a problem.

Annual Inspection:

Your motorcycle or moped must be inspected once each year by an authorized motorcycle or moped inspection station. All uninspected motor vehicles, including motorcycles and mopeds, must be inspected within 15 days from the date of registration. The inspection decal shall be attached to the left outer side of the windscreen as low as possible or shall be attached to the left front fork.

Your motorcycle or moped will be required to have an adequate headlight, rear view mirror, horn, adequate hand and foot brakes,

adequate exhaust system, rear number plate bracket, number plate light, adequate tires and fenders and hand holds are necessary if a passenger is to be carried. High-rise handlebars with the hand grips over 15 inches above the saddle are not permitted.

A sidecar attached to any motorcycle shall be equipped with an approved light showing either a white or amber beam to the front and securely mounted on the right side of the sidecar.

You will be required to show your registration and proof of insurance at the time of inspection.

H. VERMONT MOTORCYCLE SKILLS TEST:

Upon satisfactory completion of the knowledge exam each applicant for a motorcycle endorsement will then be required to take and pass an off-road skills test before the endorsement will be issued.

The applicant taking the skills test must be wearing an approved helmet and have eye protection, an Insurance Identification Card, and a motorcycle which is registered and (if required) inspected. It is recommended that the applicant use the following: leather gloves, long-sleeved shirt or jacket, over-the-ankle boots or shoes (sneakers are not acceptable) and pants of denim or other heavy material.

The Vermont motorcycle skills test is designed to test a person's ability to balance, shift, maneuver, and stop his cycle under normal conditions. This test also checks one's ability for making a quick stop and a quick turn.

NOTE: A skills test will not be required for operation of a 3-wheeled motorcycle, however, the applicant's license will be restricted to the operation of a 3-wheeled motorcycle only.

- **RUN #1 ~ Illustration A ~ Sharp Turn/Normal Stop:**

Travel in a straight line and make a sharp left turn between cones at the far end of the course. Travel back to the designated stop area.

You will lose points if you:

- Stall during exercise.

- Put foot down or hit cone.
 - Fail to complete left turn or travel outside of boundary.
 - Skid to a stop.
 - Fail to stop within the borders of the box.
- **RUN #2 ~ Illustration B ~ Cone Weave/U-Turn:**

You will be required to travel to the left between a set of cones then weave back to the right around the next cone. The weave continues alternately around three more cones. Upon completing the weave you turn right and come back down the outside of the course to the enclosed area of the starting point making a right U-turn within course area.

You will lose points if you:

- Put feet down.
 - Hit cone or line.
 - Skip a cone.
 - Your tires hit or cross the U-turn borders.
- **RUN #3 ~ Illustration C ~ Quick Stop:**

This exercise tests your ability to make a quick stop while coordinating both the front and rear wheel brakes with specific requirements put on the speed you should attain and proper stopping distance for that speed. This test will be timed.

To perform this exercise you will ride to the opposite end of the course and starting at that point ride in a direct line between the cones at about 15 M.P.H. When your front tire reaches the cones, stop as quickly and as safely as you can using both brakes.

You lose points if you:

- Fail to stop within an established guideline.
- **RUN #4 ~ Illustration D ~ Obstacle Swerve:**

This exercise tests one's ability to avoid "in-road" obstacles. Riding in a straight line and at the same speed as Test #3, you will be instructed to swerve right or left at the last set of cones so that you will avoid hitting the 7' barrier line with either tire. This barrier line is located 13' from the last set of cones.

You will lose points if you:

- Hit the barrier line or boundary lines with either tire.

I. GENERAL INFORMATION - SKILLS TESTS:

The examiner may stop the test at any point during any of the skills test if you:

- Fall or drop your motorcycle.
- Commit an unsafe act (wheelies, excessive speed, etc.).
- Lose enough points to fail (11).

In addition, you can stop the test. If you do not feel comfortable attempting any exercise and do not feel you can perform it safely, tell the examiner. He or she will end the test at that point. You can come back after you have taken more time to practice and have gained more confidence in handling your motorcycle.

YOU WILL NOT BE GIVEN THE SKILLS TEST IF YOU:

- Arrive at the testing area illegally.
- Don't have proper eye protection (face shield, goggles, etc.).
- Don't have a DOT approved helmet.
- Cannot show a valid insurance card.
- Have an unregistered cycle.
- Have an uninspected cycle (if required).
- Have a cycle with defective or improper equipment.
- Have a moped to use for the test.
- Ride the motorcycle at the skills test location before testing begins unless you have a Motorcycle Learner Permit, or while others are being given the test.

NOTE: Refer to the following pages for skills test setup, course dimensions, skills test diagrams and score sheet.

While use of the following is not required, it is recommended: leather gloves, long-sleeved shirt or jacket, over-the-ankle boots or shoes (sneakers are not acceptable) and pants of denim or other heavy material.

Practice driving at DMV skill testing courses is not permitted. These areas are to be used only when tests are being conducted by an examiner.

ILLUSTRATION A

Run #1

Sharp Turn/Normal Stop

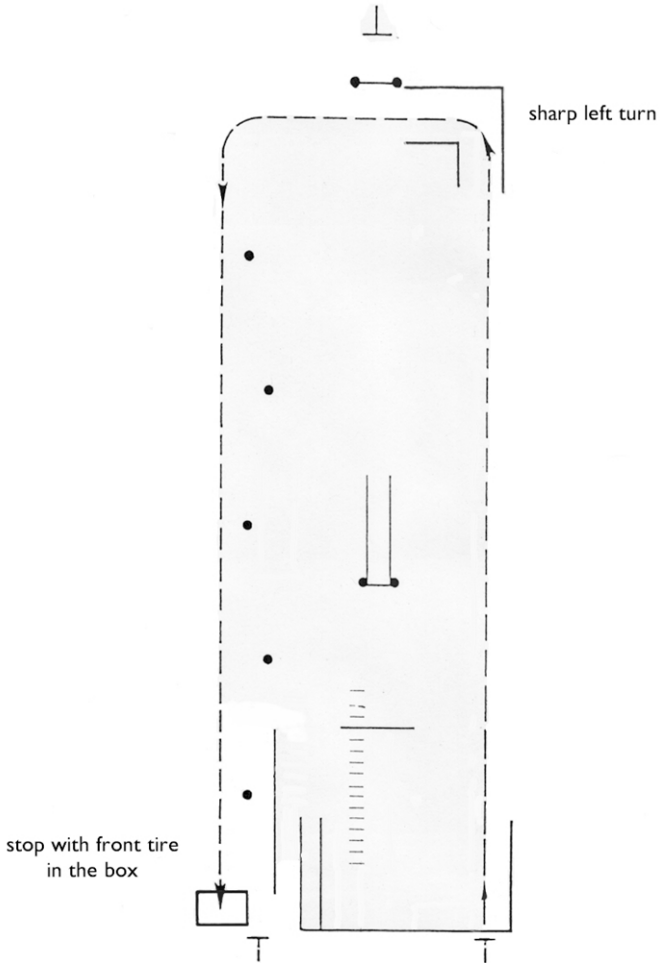


ILLUSTRATION B

Run #2

Cone Weave/U-Turn

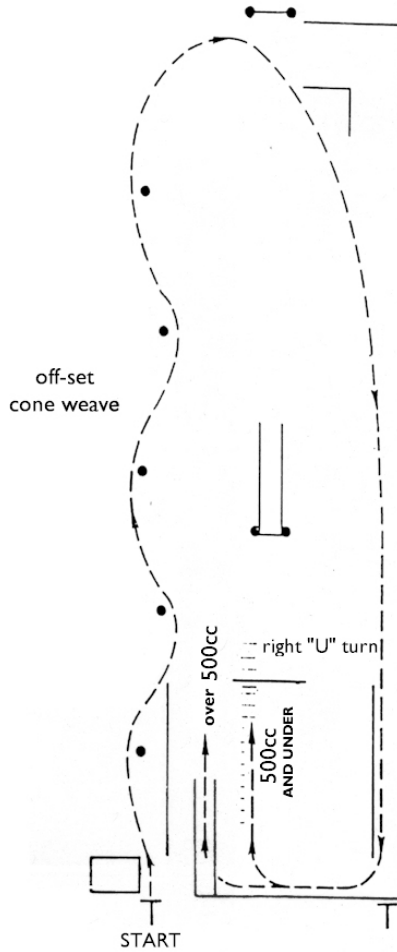


ILLUSTRATION C

Run #3

Quick Stop

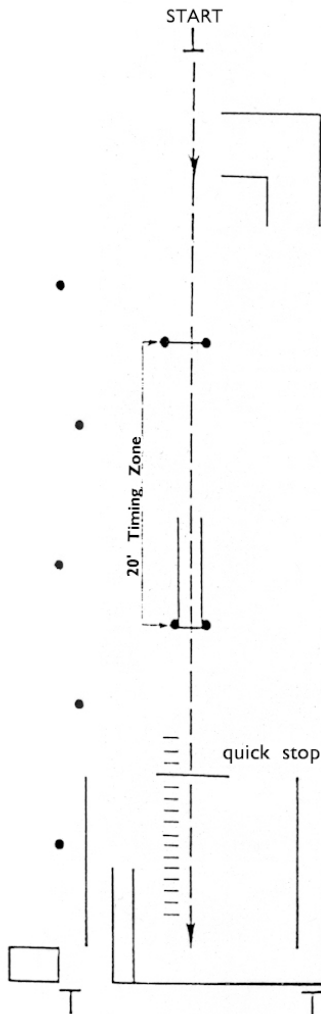
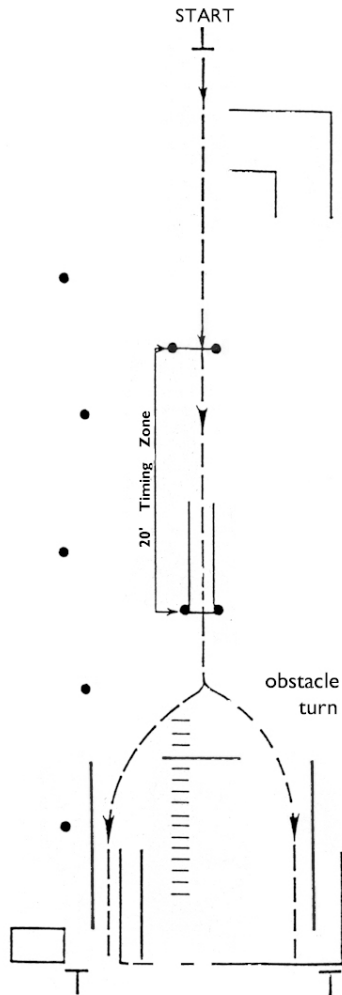


ILLUSTRATION D

Run #4

Obstacle Swerve/Turn



ALTERNATE MOTORCYCLE OPERATOR SKILL TEST

The test consists of seven exercises that evaluate your ability to perform basic vehicle control, riding judgment, and hazard-response skills. Throughout the entire test you will be scored on time and distance standards, as well as path and 'foot down' violations. The test may be terminated due to point accumulation, falling or dropping the motorcycle, disregard for instructions, committing an unsafe act, or failure to understand or follow instructions. If at any time you feel an exercise is too difficult you may stop the test. However, you must complete the entire test to pass it.

ALTERNATE MOST SCORE SHEET										Points Assessed			
RUN 1	SHARP TURN									SHARP TURN			
	A. PATH						3		5				
	B. FOOT DOWN				1								
	REMARKS									POINTS			
	NORMAL STOP									NORMAL STOP			
	A. SKID						3						
B. STOPPED POSITION								5		POINTS			
REMARKS													
RUN 2	CONE WEAWE									CONE WEAWE			
	A. TIRE SKIPS OR HITS CONE(S)						3		5				
	B. FOOT DOWN						3		5				
	REMARKS									POINTS			
	U- TURN									U-TURN			
	A. PATH								5				
B. FOOT DOWN								5		POINTS			
REMARKS													
RUN 3	QUICK STOP		TIME	RERIDE TIME	STOPPING DISTANCE		DISTANCE ALLOWED			QUICK STOP			
					1	2	3	4	5	POINTS			
	REMARKS												
RUN 4	OBSTACLE SWERVE			TIME	RERIDE TIME						Obstacle Swerve		
	A. PATH										5		
	REMARKS									POINTS			
	STALLING									STALLING			
	A. STALLING ENGINE DURING ANY EXERCISE				1	3	5						
	REMARKS									POINTS			
TIMING/DISTANCE CHART – 20 FOOT TIMING ZONE										TOTAL POINTS 0 - 10 = PASSING			TEST TOTAL
SECONDS	SPEED	MAXIMUM STOPPING DISTANCE											
.67 - .69	20 M.P.H.	23 FEET								TEST TERMINATION <input type="checkbox"/> FALLS OR DROPS THE MOTORCYCLE. <input type="checkbox"/> COMMITS AN UNSAFE ACT. <input type="checkbox"/> FAILS TO UNDERSTAND INSTRUCTIONS REPEATEDLY. <input type="checkbox"/> POINT ACCUMULATION. <input type="checkbox"/> EXCESSIVE TIME.			
.70 - .73	19 M.P.H.	20 FEET											
.74 - .77	18 M.P.H.	18 FEET											
.78 - .82	17 M.P.H.	16 FEET											
.83 - .87	16 M.P.H.	14 FEET											
.88 - .94	15 M.P.H.	13 FEET											
.95 - 1.01	14 M.P.H.	11 FEET											
1.02 - 1.09	13 M.P.H.	10 FEET											
1.10 - 1.18	12 M.P.H.	9 FEET											

J. EYE AND FACE PROTECTION (CLARIFICATION OF “HELMET USE” SECTION IN PART II OF THIS MANUAL):

In the “Helmet Use” section (in PART II of this manual) reasons are given why a face shield on a helmet gives the most eye and face protection while riding a motorcycle when compared with a windshield alone, goggles, or sunglasses.

A face shield does provide the most eye and face protection, however, Vermont law does not require a face shield or other eye and face protection if a windshield is present.

23 V.S.A. §1257

If a motorcycle is not equipped with a windshield or screen, the operator of the motorcycle shall wear either eyeglasses, goggles or a protective face shield when operating the vehicle. The glasses, goggles or face shield shall have colorless lenses when the motorcycle is being operated during the period of thirty minutes after sunset to thirty minutes before sunrise and at any other time when due to insufficient light or unfavorable atmospheric conditions, persons and vehicles on the highway are not clearly discernible at a distance of five hundred feet ahead.

K. HELMET REQUIRED IN VERMONT:

23 V.S.A. §1256

No person may operate or ride upon a motorcycle upon a highway unless he wears upon his head protective headgear reflectorized in part and of a type approved by the commissioner. The headgear shall be equipped with either a neck or chin strap.

Department Administrative Rule

- The Commissioner approves motorcycle protective headgear which meets the specifications adopted by the Motorcycle, Scooter, and Allied Trades Association, the America Standards Association Inc., Z90.1, or the U.S. Department of Transportation Federal Motor Vehicle Safety Standards, 218, and amendments thereto and for which the American

Association of Motor Vehicle Administrator's Equipment Approval Certificate has been issued to.

- **Reflector Requirements:**

Each helmet shall have reflectorized surface or have securely affixed thereto reflectorized material on both the left and right side of such helmet. Such reflectorization must cover an area of at least four (4) square inches on each side of the helmet. If reflectorization material is attached to the helmet, it must be affixed with a suitable weatherproof and water resistant adhesive substance.

L. A REMINDER:



- Moose and deer also share our roadways.
- Their presence is most likely during the late evening, nighttime and early morning hours.
- Deer are easiest to spot because their fur and eyes reflect light from vehicle headlights.
- Moose are harder to see because their fur is dark and their eyes are usually above vehicle headlight level, so, they do not reflect the light.
- Deer may freeze if looking directly into light or may bolt at speeds of up to 40 M.P.H. in the direction of their habitat when startled.
- Driving at speeds of less than 35 M.P.H. on secondary roadways and at speeds that do not overextend the distance of headlights on interstates allows a driver more time to react and stop if a deer or moose is spotted.

Notes

MOTORCYCLE OPERATOR MANUAL

Published by the

Motorcycle Safety Foundation



The following Motorcycle Operator Manual should be studied in addition to Part I of this manual.